

papeo

DP616

OIL DRAIN PLUGS BOUCHONS DE VIDANGE



**NEW
2016**

paulin

H. Paulin & Co., a division of The Hillman Group Canada ULC
55 Milne Ave., Toronto, ON Canada M1L 4N3

www.hpaulin.com

Tel: 416-694-3351 • Fax: 416-694-1869

VANCOUVER
3179 Thunderbird Cres.
Burnaby, BC
V5A 3G1
Tel: 604-421-3096
Fax: 604-421-3046

EDMONTON
11714 - 180th St.
Edmonton, AB
T5S 1N7
Tel: 780-450-1346
Fax: 780-463-3597

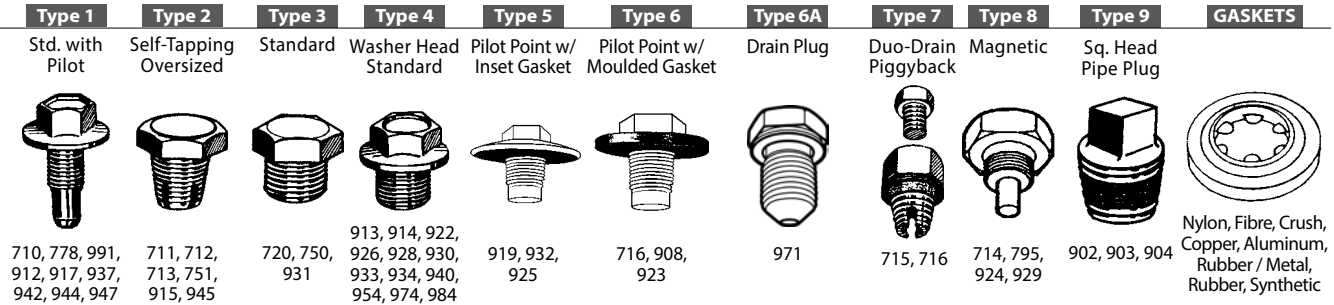
WINNIPEG
1670-A Inkster Blvd.
Winnipeg, MB
R2X 2W8
Tel: 204 694-3802
Fax: 204-694-3804

MONTREAL
2591 Rue Debray
Laval, QC
H7S 2J4
Tel: 450-688-4292
Fax: 450-688-4750

MONCTON
159 Henri Dunant St.
Moncton, NB
E1E 1E4
Tel: 506-857-8658
Fax: 506-857-9338

BOUCHONS DE DRAIN ET REMPLISSAGE

'Papco' Drain Plugs are manufactured in nine types and are available in Inch and Metric sizes. Type 2 oversize plugs are tapered, hardened and cut their own thread where the original has been stripped. To use an oversize plug, hold in a straight position and tighten with a socket wrench. Plug is then removed to clear metal particles and then reinstalled. Each Drain Plug is supplied with a gasket, as indicated in the gasket chart, with an asterisk (*) unless otherwise indicated.



DRAIN PLUGS						GASKETS						
Stock No.	Size & Thread	Type	Sfd. Pkg.	Photo Page	Nylon	Fibre	Copper	Crush	Aluminum	Rubber / Metal	Rubber	Synthetic
263-710	1/2-20 Std.	1	5	15	263-816*	263-800	263-856		263-869	263-875		263-885
263-711	1/2-20 S.O. Self-Tap	2	12	15	263-816*	263-801	263-856	263-844		263-875		
263-712	1/2-20 D.O. Self-Tap	2	12	15	263-817*	263-801	263-857		263-870			
263-713	1/2-20 T.O. Self-Tap	2	12	15	263-817*	263-802	263-860					
263-714	1/2-20 Magnetic	8	5	15	263-816*	263-800	263-856			263-875		
263-715	1/2-20 D.O. Duo-Drain	7	5	15	263-817*	263-801	263-857		263-870			
263-716	1/2-20 Std. Duo-Drain	7	5	15	263-816*	263-800	263-856			263-875		
263-718	1/2-20 Pilot Pt.w/ Molded Gasket	6	5	15	N/R	N/R	N/R	N/R	N/R	N/R	N/R	N/R
263-720	5/8-18 Std.	3	5	15	263-820*		263-857					
263-750	3/4-16 Std.	3	5	15	260-824*	263-804		263-851				
263-751	3/4-16 S.O. Self-Tap	2	5	15	263-824*	263-805		263-851				
263-778	1/2-20 Std.	1	5	15	263-816	263-800	263-856		263-869	263-875*		263-885
263-795	1/2-20 Magnetic	8	5	15	263-816	263-800	263-856		263-869	263-875*		263-885
263-908	M12 x 1.75 Pilot Pt. w/ Moulded Gasket	6	5	18	N/R	N/R	N/R	N/R	N/R	N/R	N/R	N/R
263-911	M12 x 1.75 Std. with Pilot Pt.	1	5	18	263-815*	263-808	263-855		263-869	263-875	263-874	
263-912	M12 x 1.25 Std. with Pilot Pt.	1	5	18	263-815*	263-808	263-855		263-869	263-875	263-874	
263-913	M12 x 1.25 Std.	4	5	18	263-815*	263-808	263-855		263-869	263-875	263-874	
263-914	M14 x 1.5 Std.	4	5	18	263-817*	263-801	263-856	263-844	263-870	263-876		
263-915	M14 x 1.5 S.O. Self-Tap	2	5	18	263-817*		263-860					
263-917	M14 x 1.5 Std. with Pilot	1	5	18	263-817*	263-801	263-856	263-844	263-870	263-876		
263-919	M12 x 1.75 Pilot Pt. w/ Inset Gasket	1	5	18	N/R	N/R	N/R	N/R	N/R	N/R	N/R	N/R
263-922	M14 x 1.25 Std.	4	5	18	263-817*	263-801	263-856	263-844	263-870	263-876		
263-923	M14 x 1.5 Pilot Pt. w/ Molded Gasket	6	5	19	N/R	N/R	N/R	N/R	N/R	N/R	N/R	N/R
263-924	M14 x 1.5 Magnetic	8	5	19	263-817*	263-801	263-856	263-844	263-870	263-876		
263-925	M14 x 1.5 Pilot Pt. w/ Inset Gasket	5	5	19	N/R	N/R	N/R	N/R	N/R	N/R	N/R	N/R
263-928	M18 x 1.5 Std.	4	5	19	263-824	263-810*			263-873			
263-929	M12 x 1.75 Magnetic w/PP & Inset Gasket	8	5	19	N/R	N/R	N/R	N/R	N/R	N/R	N/R	N/R
263-930	M20 x 1.5 Std.	4	5	19	263-824	263-807		263-851*				
263-931	M12 x 1.5 Std.	3	5	19	263-815	263-808	263-855		263-869*	263-875	263-874	
263-932	M12 x 1.75 Pilot Pt. w/ Inset Gasket	5	5	19	N/R	N/R	N/R	N/R	N/R	N/R	N/R	N/R
263-933	M12 x 1.25 Std.	4	5	19	263-815	263-808	263-855		263-869	263-875	263-874	263-885*
263-934	M14 x 1.5 Std.	4	5	19	263-817	263-801	263-856	263-844	263-870*	263-876		
263-937	M14 x 1.5 Pilot Pt.	1	5	19	263-817	263-801	263-856	263-844	263-870	263-876*		
263-940	M22 x 1.5 Std.	4	5	19	263-828*							
263-942	M12 x 1.25 Pilot Pt.	1	5	20	263-815	263-808	263-855		263-869*	263-875	263-874	263-885
263-944	M12 x 1.75 Pilot Pt.	1	5	20	263-815	263-808	263-855		263-870	263-875*	263-874	
263-945	M12 x 1.75 S.O. Self-Tap	2	5	20	263-817	263-801	263-855	263-844	263-870	263-876*		
263-947	M14 x 1.5 Pilot Pt.	1	5	20	263-817	263-801	263-856*	263-844	263-870	263-876		
263-950	M14 x 1.5 Std. w/ Inset Gasket	5	5	20	N/R	N/R	N/R	N/R	N/R	N/R	N/R	N/R
263-954	M14 x 1.5 Std.	4	5	20	263-817	263-801	263-856*	263-844	263-870	263-876		
263-958	M14 x 1.5 Pilot Pt. w/ Inset Gasket	5	5	20	N/R	N/R	N/R	N/R	N/R	N/R	N/R	N/R
263-960	M 14 x 1.5 Std.	5	5	20	263-817	263-801	263-856	263-844	263-870*	263-876		
263-971	M14 x 1.5 Std. w/ Floating Gasket	6A	5	20	N/R	N/R	N/R	N/R	N/R	N/R	N/R	N/R
263-974	M14 x 1.5 Std.	4	5	20	263-817	263-801	263-856	263-844*	263-870	263-876		
263-984	M14 x 1.5 Std.	4	5	20	263-817	263-801	263-856	263-844	263-870	263-876*		
263-990 †	UNIV. 1/2-3/4, 12-18mm	-	3	3,20	N/R	N/R	N/R	N/R	N/R	N/R	N/R	N/R
260-902	1/4" Sq. Pipe Plug	9	12	15								
260-903	3/8" Sq. Pipe Plug	9	12	15								
260-904	1/2" Sq. Pipe Plug	9	12	15								

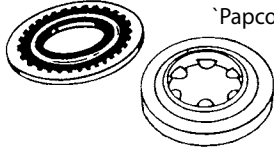
* - Indicates type of gasket supplied with plug.

ALL GASKETS STANDARD PACKAGE 25 PIECES

263
Series

Papco® DRAIN PLUG GASKETS

JOINTS POUR BOUCHONS DE DRAIN



'Papco' Selon® Drain Plug Gaskets are made of special nylon with excellent mechanical properties and long life. Also available are copper and fibre gaskets as well as aluminum, rubber/metal and synthetic gaskets.

Order by Stock Number

Part No.	I.D. x O.D. x Thick
263-800	Fibre 1/2 x 3/4 x 3/32
263-801	Fibre 9/16 x 13/16 x 3/32
263-802	Fibre 5/8 x 7/8 x 3/32
263-804	Fibre 3/4 x 1-1/16 x 3/32
263-805	Fibre 13/16 x 1 x 3/32
263-807	Fibre .920 x 1-1/8 x 3/32
263-808	Fibre 12mm x .748 x 3/32
263-809	Fibre 16mm x 1.062 x 3/32
263-810	Fibre 18mm x 1.062 x 3/32
263-815	Nylon 31/64 x 3/4 x .052

Part No.	I.D. x O.D. x Thick
263-816	Nylon 9/16 x 13/16 x .052
263-817	Nylon 5/8 x 15/16 x .059
263-820	Nylon 11/16 x 1 x .062
263-824	Nylon 13/16 x 1-1/16 x .082
263-828	Nylon 31/64 x 1-1/4 x .078
263-844	Crush 17/32 x 3/4 x .080
263-851	Crush 25/32 x 1 x .087
263-855	Copper 31/64 x 3/4 x .094
263-856	Copper 19/32 x 13/16 x .062
263-857	Copper 5/8 x 1 x .062

Standard Packages 25 Pieces

Part No.	I.D. x O.D. x Thick
263-860	Copper 3/4 x 1-1/16 x .062
263-869	Alum. 15/32 x 7/8 x .080
263-870	Alum. 14mm x 20mm x .078
263-873	Alum. 18mm x 26mm x .078
263-874	Rubber 12mm x 20mm x .102
263-875	Rubber/Met.12mm x 25mm x .078
263-876	Rubber/Met.17/32 x 31/32 x .081
263-885	Synthetic 15/32 x 15/16 x .078

263
Series

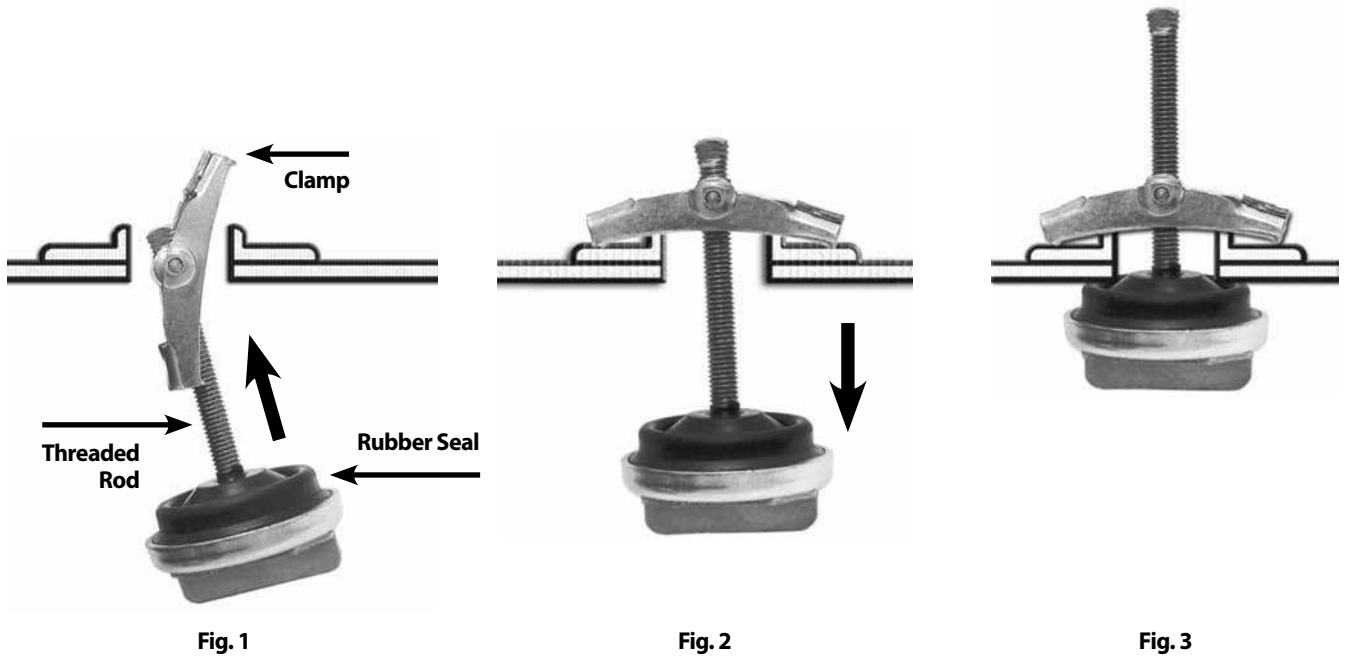
Papco® OLD DRAIN PLUG REPAIR 263-990

RÉPARATION DE BOUCHON DE DRAIN

Exclusively patented winged drain plug is used when the oil pan or flange is broken or missing.

Eliminating the need to replace the pan.

Part number 263-990 is a time and money saver for pans with 1/2" to 3/4" or 12mm to 18mm drain holes. Requires no tools to install.



CAUTION: DO NOT use on Honda or Volkswagen. Make sure threaded bolt will not contact any internal parts before installation. Bolt enters oil pan 1-7/8".

CAUTION: This type of plug is designed to be **HAND TIGHTENED ONLY.**

APPLICATION DE BOUCHON DE DRAIN

MAKE/ ENGINE	YEARS	SIZE	DRAIN PLUG STOCK #	GASKET STOCK #	MAKE/ ENGINE	YEARS	SIZE	DRAIN PLUG STOCK #	GASKET STOCK #
ACURA					BUICK (Con't d)				
4,5 & 6 Cyl. All	2015-87	M14x1.5	263-934	263-870		2003-97	M12x1.75	263-929	N/R
4 Cyl. 2.4 L (2354 CC)	2010	M14x1.5	263-914	263-817		<i>Magnetic w/inset gasket</i>			
AMERICAN MOTORS						1996-94	M12x1.75	263-919	N/R
6 Cyl. 4.2 L (258)	1988-71	1/2-20	263-788	263-875		<i>w/inset gasket</i>			
AUDI						1993-89	M12x1.75	263-944	263-875
4 Cyl. All	2001-97	M26x1.5	Dealer Part		3.3 L (204 CID)	1993-89	1/2-20	263-778	263-875
	1990-80	M14x1.5	263-914	263-817	3.4 L (207 CID)	2005-04	M12x1.75	263-919	N/R
	2012-02	M14x1.5	263-914	263-817	<i>Non-Magnetic</i>				
2 L (120 CC)	2015-07	M14x1.5	263-971	N/R		2003-02	M12x1.75	263-929	N/R
2 L (121 CID)	2015-06	M14x1.5	263-971	N/R	3.5 L (213 CID)	2009-05	M12x1.75	263-919	N/R
5 Cyl. All	1992-78	M14x1.5	263-914	263-817	3.6 L (217 CID)	2015-04	M12x1.75	263-919	N/R
	<i>Exc: '91-90 Coupe Quattro</i>				3.8 L (231 CID)	2009-05	M12x1.75	263-919	N/R
	1991-90	M26x1.5	Dealer Part		<i>Non-Magnetic</i>				
	<i>Coupe Quattro</i>					2004-97	M12x1.75	263-929	N/R
6 Cyl. All	2001-94	M14x1.5	263-914	263-817	<i>Magnetic w/inset gasket</i>				
	<i>Inc: '94 Cabriolet</i>					1996-95	M12x1.75	263-919	N/R
	1994-92	M14x1.5	263-914	263-817	<i>w/inset gasket</i>				
	<i>Exc: '94 Cabriolet</i>					1994-75	1/2-20	263-778	263-875
	2015-02	M14x1.5	263-914	263-917	3.9 L (3880 CC)	2011-06	M12x1.75	263-919	N/R
BMW					4.2 L (256 CID)	2007-04	M12x1.75	263-919	N/R
4 & 6 Cyl. All	2015-84	M12x1.5	263-931	263-869	<i>Non-Magnetic</i>				
6 Cyl. 3.0 L (2993 CC)	2015-12	M12x1.5	263-931	263-869	8 Cyl. 4.6 L (281 CID)	2011-06	M12x1.75	263-919	N/R
3.0 L (2996 CC)	2012-06	M12x1.5	263-931	263-869	5.0 L (305 CID)	1991-77	1/2-20	263-778	263-875
8 Cyl. 3.0 L (2997 CC)	1995-94	M22x1.5	263-940	263-828	5.0 L (307 CID)	1990-81	VIN Y	1/2-20	263-778
4.0 L (3982 CC)	1995-94	From 5/94		Dealer Part	5.3 L (325 CID)	2009-04	M12x1.75	263-911	263-815
	1994-93	To 5/94		M12x1.5	263-931	263-869	<i>Non-Magnetic</i>		
4.0 L (3999 CC)	2012	M12x1.5	263-931	263-869	5.7 L (350 CID)	1996	M12x1.75	263-919	N/R
4.4 L (4398 CC)	2010-98	M12x1.5	Dealer Part		<i>w/inset gasket</i>				
4.4 L (4395 CC)	2015-10	M12x1.5	263-931	263-869		1996-77	1/2-20	263-778	263-875
4.8 L (4837CC)	1997-96	M12x1.5	263-931	263-869	CADILLAC				
12 Cyl. All	2001-88	M12x1.5	263-931	263-869	6 Cyl. 2.0 L (L4 132)	2015-13	M12x1.75	263-919	N/R
BUICK					2.5 L (L4 153)	2015-14	M12x1.75	263-919	N/R
4 Cyl. L4 1.4 L (83)	2015-13	M14x1.5	263-950	N/R	2.5 L (L4 150)	2015-12	M12x1.75	263-919	N/R
1.8 L (112 CID)	1986-83	M14x1.5	263-934	263-870	2.8 L (170 CID)	2011-06	M12x1.75	263-919	N/R
2.0 L (122 CID)	1989-87	VIN I	M12x1.75	263-944	263-875	3.0 L (181 CID)	2001-97	M14x1.5	263-950
	1989-87	VIN K,M	M14x1.5	263-934	263-870	<i>Catera w/inset gasket</i>			
2.2 L (134 CID)	1996-93	M12x1.75	263-919	N/R	3.0 L (182 CID)	2015-10	M12x1.75	263-919	N/R
	<i>w/inset gasket</i>				3.2 L (197 CID)	2004-03	M14x1.5	263-950	N/R
	1996-93	M12x1.75	263-944	263-875	<i>CTS w/inset gasket</i>				
2.3 L (138 CID)	1995-92	M12x1.75	263-919	N/R	3.6 L (217 CID)	2015-04	M12x1.75	263-919	N/R
	1991-88	M12x1.75	263-911	263-815	3.6 L (220 CID)	2015-11	M12x1.75	263-919	N/R
2.4 L (146 CID)	2015-97	M12x1.75	263-929	N/R		2011	M12x1.75	263-919	N/R
	1996	M12x1.75	263-919	N/R	All	1988-87	Cimarron	M12x1.75	263-944
2.4 L (145 CID)	2015	M12x1.75	263-919	N/R		1988-87	1/2-20	263-778	263-875
2.5 L (151 CID)	1992-87	M85x2.50	Dealer Part		<i>Exc: Cimarron</i>				
	<i>Exc: '87 Century, Skylark, Sommerset, AT, MT</i>				8 Cyl. 4.1 L (250 CID)	1988-87	Allante	M12x1.75	263-944
	1987	M12x1.75	263-944	263-875		1987-85	M12x1.75	263-919	N/R
	<i>Exc: '87 Century, Skylark, Sommerset, AT, MT</i>				<i>Inc: '85 Deville, Fleetwood FWD</i>				
6 Cyl. 2.8 L (173 CID)	1989-87	M12x1.75	263-944	263-875		1985-82	M12x1.75	263-944	263-875
	1986-83	1/2-20	263-778	263-875	4.4 L (267 CID)	2009-06	M12x1.75	263-919	N/R
3.0 L (182 CID)	2010-83	M12x1.75	263-919	N/R	4.5 L (273 CID)	1992-89	Allante	M12x1.75	263-944
3.1 L (189 CID)	2005-04	M12x1.75	263-919	N/R		1990-88	M12x1.75	263-919	N/R
	<i>Non-Magnetic</i>				4.6 L (281 CID)	2011-04	M12x1.75	263-919	N/R
1.4 L (L4 83)	2015-13	M14x1.5	263-925	N/R	<i>Non-Magnetic</i>				
						2003-97	Magnetic	M12x1.75	263-929
						1996-93	M12x1.75	263-919	N/R
						4.9 L (300 CID)	1995	M12x1.75	263-944

MAKE/ ENGINE	YEARS	SIZE	DRAIN PLUG STOCK #	GASKET STOCK #	
CADILLAC (Con't d)					
	1994-91	M12x1.75	263-919	N/R	
5.0 L (305 CID)	1992-91	1/2-20	263-778	263-875	
5.0 L (307 CID)	1990-86 VIN Y	1/2-20	263-778	263-875	
5.3 L (325 CID)	2005-02	M12x1.75	263-929	N/R	
	<i>Escalade Magnetic</i>				
5.7 L (350 CID)	2000-99	M12x1.75	263-929	N/R	
	<i>Escalade Magnetic</i>				
	1996	M12x1.75	263-919	N/R	
	1996-76	1/2-20	263-778	263-875	
	<i>Non-Magnetic</i>				
	1993-92 <i>Magnetic</i>	1/2-20	263-795	263-875	
6.0 L (364 CID)	2015-02 <i>Escalade</i>	M12x1.75	263-929	N/R	
6.2 L (376 CID)	2015-09	M12x1.75	263-919	N/R	
6.2 L (378 CID)	2008-07	M12x1.75	263-919	N/R	
CHEVROLET					
3 Cyl.	1.0 L (993 CC)	2000-99 <i>Metro</i>	M14x1.5	263-914	263-817
	All	1991-85 <i>Sprint</i>	M14x1.5	263-914	263-817
4 Cyl.	1.2 L (L474)	2015	M14x1.5	263-919	N/R
	1.2 L (L476)	2015	M14x1.5	263-919	N/R
	1.3 L (1295 CC)	2001-99 <i>Metro</i>	M14x1.5	263-914	263-817
	1.4 L (83 CID)	2015-11	M14x1.5	263-950	N/R
	1.5 L (92 CID)	1988-85 <i>Spectrum</i>	M14x1.5	263-934	263-870
	1.6 L (98 CID)	2011-06	M14x1.5	263-950	N/R
	1.8 L (110 CID)	2015-11	M14x1.5	263-917	263-817
	2.0 L (122 CID)	2010-05	M12x1.75	263-919	N/R
	2.2 L (134 CID)	2011-97 <i>Magnetic</i>	M12x1.75	263-929	N/R
		1996-93	M12x1.75	263-919	N/R
		1995-90	M12x1.75	263-944	263-875
	<i>Non-Magnetic</i>				
	2.3 L (138 CID)	1995-90	M12x1.75	263-919	N/R
	2.4 L (145 CID)	2015-97 <i>Magnetic</i>	M12x1.75	263-929	N/R
		1996	M12x1.75	263-919	N/R
	2.5 L (151 CID)	1992-88	M85x2.5	Dealer Part	
		1987-79	M12x1.75	263-944	263-875
	2.8 L (169 CID)	2006	M12x1.75	263-919	N/R
	2.9 L (178 CID)	2015-07	M12x1.75	263-919	N/R
6 Cyl.	2.8 L (173 CID)	1989-87	M12x1.75	263-944	263-875
		1986-82	1/2-20	263-778	263-875
	3.0 L (182 CID)	2015-10	M12x1.75	263-919	N/R
	3.1 L (189 CID)	2003-97 <i>Magnetic</i>	M12x1.75	263-929	N/R
		1996-94	M12x1.75	263-919	N/R
		<i>AT, Berretta, Corsica</i>			
		1995-90	M12x1.75	263-944	263-875
		<i>MT, Exc: Berretta, Corsica</i>			
	3.4 L (207 CID)	2009-04	M12x1.75	263-919	N/R
		<i>Non-Magnetic</i>			
		2005-97 <i>Magnetic</i>	M12x1.75	263-929	N/R
		1996-95	M12x1.75	263-919	N/R
		<i>Exc: '95 Camaro</i>			
		1995-91	M12x1.75	263-944	263-875
		<i>Inc: '95 Camaro</i>			
	3.5 L (213 CID)	2011-04	M12x1.75	263-919	N/R
	3.6 L (217 CID)	2015-08	M12x1.75	263-919	N/R
	3.7 L (237 CID)	2011-06	M12x1.75	263-919	N/R
	3.8 L (231 CID)	2005-97 <i>Magnetic</i>	M12x1.75	263-929	N/R
		1996-95	M12x1.75	263-919	N/R

MAKE/ ENGINE	YEARS	SIZE	DRAIN PLUG STOCK #	GASKET STOCK #	
CHEVROLET (Con't d)					
	1994-78	1/2-20	263-778	263-875	
3.9 L (237 CID)	2009-06	M12x1.75	263-919	N/R	
4.2 L (256 CID)	2009-06	M12x1.75	263-919	N/R	
4.3 L (262 CID)	1993-85	1/2-20	263-778	263-875	
	2012-97	M12x1.75	263-919	N/R	
8 Cyl.	4.3 L (265 CID)	1996-94 <i>Caprice</i>	1/2-20	263-778	263-875
	4.8 L (294 CID)	2015-99	M12x1.75	263-919	N/R
	5.0 L (305 CID)	1993-80	1/2-20	263-778	263-875
	5.0 L (307 CID)	1990-86 VIN Y	1/2-20	263-778	263-875
	5.3 L (325 CID)	2015-06	M12x1.75	263-919	N/R
	5.7 L (350 CID)	2004-97 <i>Magnetic</i>	M12x1.75	263-929	N/R
		1996-80	1/2-20	263-778	263-875
	<i>Exc: '95-90 Corvette</i>				
		1996	M12x1.75	263-919	N/R
		1995-90 <i>Corvette</i>	5/8-18	263-720	263-820
	6.0 L (364 CID)	2015-06	M12x1.75	263-919	N/R
	6.2 L (376 CID)	2015-08	M12x1.75	263-919	N/R
	6.6 L (400 CID)	2012-01	M14x1.5	263-917	263-817
	7.0 L (427 CID)	2015-06	M12x1.75	263-919	N/R
	8.1 L (496 CID)	2007-05	M12x1.75	263-919	N/R
CHEVROLET/GMC TRUCK					
4 Cyl.	1.6 L (98 CID)	2000-99 <i>Tracker</i>	M14x1.5	263-934	263-870
	2.0 L (122 CID)	2003-99 <i>Tracker</i>	M14x1.5	263-934	263-870
	2.2 L (134 CID)	2004-97 <i>Magnetic</i>	M12x1.75	263-929	N/R
		1996-95	M12x1.75	263-919	N/R
		1996-95	M12x1.75	263-944	263-875
	<i>Non-Magnetic</i>				
		1994	1/2-20	263-778	263-875
	2.4 L (145 CID)	2015-10	M12x1.75	263-919	N/R
	2.5 L (151 CID)	1993-91	1/2-20	263-778	263-875
		1995-85	M12x1.75	263-944	263-875
	2.5 L (153)	2015-12	M12x1.75	263-919	N/R
	2.8 L (169 CID)	2006-04 <i>Magnetic</i>	M12x1.75	263-929	N/R
		<i>Colorado, Canyon</i>			
	2.9 L (178 CID)	2012-07	M12x1.75	263-919	N/R
	3.9 L (239 CID)	1991-89 <i>P30, Diesel</i>	1/2-20	263-778	263-875
5 Cyl.	3.5 L (211 CID)	2006 <i>Magnetic</i>	M12x1.75	263-929	N/R
	3.7 L (223 CID)	2012-07	M12x1.75	263-919	N/R
6 Cyl.	2.5 L (153 CID)	2004-01 <i>Tracker</i>	M14x1.5	263-934	263-870
	2.8 L (173 CID)	1993-82 <i>Exc: '90-87</i>	1/2-20	263-778	263-875
		1990-87	M12x1.75	263-944	263-875
	3.0 L (182 CID)	2012-10	M12x1.75	263-919	N/R
	3.1 L (189 CID)	1995	M12x1.75	263-919	N/R
		<i>Lumina APV, Venture</i>			
		1994-90	M12x1.75	263-944	263-875
		<i>Lumina APV, Venture</i>			
	3.4 L (207 CID)	2005-97 <i>Magnetic</i>	M12x1.75	263-929	N/R
		<i>Lumina APV, Venture</i>			
		1996	M12x1.75	263-919	N/R
		<i>Lumina APV, Venture</i>			
		1994-91	M12x1.75	263-944	263-875
		<i>Lumina APV, Venture</i>			
	3.6 L (220)	2015	M12x1.75	263-919	N/R
	3.6 L (217 CID)	2015-07	M12x1.75	263-919	N/R
	3.8 L (231 CID)	1995	M12x1.75	263-919	N/R
		<i>Lumina APV, Venture</i>			
		1994-92	1/2-20	263-778	263-875

APPLICATION DE BOUCHON DE DRAIN

MAKE/ ENGINE	YEARS	SIZE	DRAIN PLUG STOCK #	GASKET STOCK #	MAKE/ ENGINE	YEARS	SIZE	DRAIN PLUG STOCK #	GASKET STOCK #		
CHEVROLET/GMC TRUCK (Con't d)					CHRYSLER (Con't d)						
	<i>Lumina APV, Venture</i>					2004-01	M14x1.5	263-917	263-817		
4.2 L (256 CID)	2009-04	M12x1.75	263-919	N/R	<i>Exc: Sebring SOHC '02 DOHC</i>						
	<i>Non-Magnetic</i>				2004-01	M14x1.5	263-974	263-844			
	2003-02	Magnetic	M12x1.75	263-929	N/R	<i>Sebring SOHC</i>					
4.3 L (262 CID)	2015-04	M12x1.75	263-919	N/R	2002	M14x1.5	263-923	N/R			
	<i>Non-Magnetic</i>				<i>Sebring DOHC</i>						
	2003-97	Magnetic	M12x1.75	263-929	N/R	2001	PT Cruiser	M14x1.5	263-923	N/R	
	1996-95	M12x1.75	263-919	N/R	2000-96	M14x1.5	263-923	N/R			
	<i>'95 P-Series 2nd. Design</i>				1995	1/2-20	263-718	N/R			
	1995-85	1/2-20	263-778	263-875	2.5 L (153 CID)	1993-86	1/2-20	263-778	263-875		
	<i>Exc: P & S Series</i>				2.6 L (2555 CC)	1989-87	Conquest	M14x1.5	263-974	263-844	
	1995-91	1/2-20	263-795	263-875	6 Cyl. 2.5 L (152 CID)	2000-95	M14x1.5	263-974	263-844		
	<i>S & P Series Magnetic</i>				2.7 L (167 CID)	2010-01	M14x1.5	263-917	263-817		
4.8 L (292 CID)	1990-80	1/2-20	263-778	263-875	<i>Inc: 300, Sebring Exc: Coupe</i>						
8 Cyl. 4.8 L (294 CID)	2015-99	M12x1.75	263-919	N/R	2009-98	M14x1.5	263-923	N/R			
5.0 L (305 CID)	2003-97	Magnetic	M12x1.75	263-929	N/R	3.0 L (181 CID)	2003-88	M14x1.5	263-974	263-844	
	1996-95	M12x1.75	263-919	N/R	3.2 L (197 CID)	2009-05	M14x1.5	263-960	263-870		
	<i>'95 2nd Design</i>				2004-01	M14x1.5	263-917	263-817			
	1995-80	1/2-20	263-778	263-875	2000-98	M14x1.5	263-923	N/R			
	<i>'95 1st Design</i>				3.3 L (201 CID)	2010-03	M14x1.5	263-917	263-817		
5.3 L (325 CID)	2015-04	M12x1.75	263-919	N/R	2002-00	M14x1.5	263-923	N/R			
	<i>Non-Magnetic</i>				1999-90	1/2-20	263-718	N/R			
	2003-99	Magnetic	M12x1.75	263-929	N/R	3.5 L (215 CID)	2010-00	M14x1.5	263-917	263-817	
5.7 L (350 CID)	2002-97	Magnetic	M12x1.75	263-929	N/R	1999	M14x1.5	263-923	N/R		
	1996-95	M12x1.75	263-919	N/R	1997-93	1/2-20	263-718	N/R			
	1995-87	Magnetic	1/2-20	263-795	263-875	3.6 L (220 CID)	2015-11	M14x1.5	263-923	N/R	
	1995-78	1/2-20	263-778	263-875	3.8 L (230 CID)	2010-03	M14x1.5	263-917	263-817		
	<i>Non-Magnetic</i>				2002-00	M14x1.5	263-923	N/R			
6.0 L (364 CID)	2015-05	M12x1.75	263-919	N/R	1999-97	1/2-20	263-718	N/R			
	2004-99	Magnetic	M12x1.75	263-929	N/R	1996-91	1/2-20	263-778	263-875		
6.0 L (366 CID)	2000-97	Magnetic	M12x1.75	263-929	N/R	4.0 L (241 CID)	2010-07	M14x1.5	263-925	N/R	
	1996-91	1/2-20	263-778	263-875	8 Cyl. 4.7 L (286 CID)	2009-07	M14x1.5	263-923	N/R		
	1996-91	M12x1.75	263-919	N/R	5.7 L (345 CID)	2015-05	M14x1.5	263-923	N/R		
	1990-83	Magnetic	1/2-20	263-795	263-875	6.1 L (370 CID)	2010-05	M14x1.5	263-917	263-817	
6.2 L (376 CID)	2015-09	M12x1.75	263-919	N/R	6.4 L (392 CID)	2015	M14x1.5	263-923	N/R		
6.2 L (378 CID)	2008-07	M12x1.75	263-919	N/R	All	1989-52	1/2-20	263-778	263-875		
6.2 L (379 CID)	1993-82	1/2-20	263-778	263-875	DODGE/DODGE TRUCK						
	1993-91	M12x1.75	263-919	N/R	4 Cyl. 1.5 L (1468 CC)	1994-85	M14x1.5	263-974	263-844		
6.5 L (395 CID)	2002-97	Magnetic	M12x1.75	263-929	N/R	1.6 L (1597 CC)	1990-83	Colt	M14x1.5	263-974	263-844
	1996-92	M12x1.75	263-919	N/R	1.8 L (110 CID)	2009-07	M14x1.5	263-925	N/R		
	1996-92	1/2-20	263-778	263-875	1.8 L (1754 CC)	1994-89	M14x1.5	263-974	263-844		
6.6 L (400 CID)	2015-01	M14x1.5	263-917	263-817	2.0 L (122 CID)	2015-07	M14x1.5	263-923	N/R		
7.0 L (427 CID)	2000-97	Magnetic	M12x1.75	263-929	N/R	2006-02	M14x1.5	263-917	263-817		
	1996-91	M12x1.75	263-919	N/R	2001-95	M14x1.5	263-923	N/R			
	1996-83	Magnetic	1/2-20	263-795	263-875	<i>Inc: '95 Avenger</i>					
7.4 L (454 CID)	2000-97	Magnetic	M12x1.75	263-929	N/R	1995	Neon, Stratus	1/2-20	263-718	N/R	
	1996-91	M12x1.75	263-919	N/R	2.0 L (2000 CC)	1991-84	Colt Vista	M14x1.5	263-974	263-844	
	1996-80	1/2-20	263-778	263-875	2.2 L (135 CID)	1994-81	1/2-20	263-778	263-875		
8.1 L (496 CID)	2007-01	Magnetic	M12x1.75	263-929	N/R	2.4 L (144 CID)	2015-07	M14x1.5	263-925	N/R	
	CHRYSLER				2.4 L (148 CID)	2009-01	M14x1.5	263-917	263-817		
4 Cyl. 2.0 L (122 CID)	2000-95	M14x1.5	263-923	N/R	<i>Exc: '04-01 Stratus, SOHC (VIN G)</i>						
2.2 L (135 CID)	1990-82	1/2-20	263-778	263-875	<i>& '02 Stratus DOHC (VIN X)</i>						
2.4 L (144 CID)	2015-11	M14x1.5	263-923	N/R	2004-01	M14x1.5	263-974	263-844			
2.4 L (148 CID)	2010-05	M14x1.5	263-917	263-817	<i>Stratus SOHC (VIN G)</i>						
	<i>PT Cruiser, Sebring Exc: Coupe</i>										

APPLICATION DE BOUCHON DE DRAIN

MAKE/ ENGINE	YEARS	SIZE	DRAIN PLUG STOCK #	GASKET STOCK #
DODGE/DODGE TRUCK (Con't d)				
	2002	M14x1.5	263-974	263-844
	<i>Stratus DOHC (VIN X)</i>			
	2000-96	M14x1.5	263-974	263-844
	1995	1/2-20	263-718	N/R
2.5 L (153 CID)	1995-86	1/2-20	263-778	263-875
2.6 L (156 CID)	1987-83	M14x1.5	263-974	263-844
	1986-78	M18x1.5	263-928	263-810
2.5 L (153 CID)	1995-86	1/2-20	263-778	263-875
2.6 L (156 CID)	1987-83	M14x1.5	263-974	263-844
	1986-78	M18x1.5	263-928	263-810
2.7 L (167 CID)	2010-01	M14x1.5	263-925	N/R
6 Cyl.	2.7 L (167 CID)	2009-06	M14x1.5	263-917
	<i>Charger, Magnum, Stratus Sedan</i>			
	2005-01	M14x1.5	263-917	263-817
	2000-98	M14x1.5	263-974	263-844
3.0 L (181 CID)	2003-87	M14x1.5	263-923	N/R
	<i>Exc: '92-90 Monaco</i>			
3.0 L (2987 CC)	2009-07	M14x1.5	263-917	263-817
3.2 L (197 CID)	2001 <i>Intrepid</i>	M14x1.5	263-917	263-817
	2000-98 <i>Intrepid</i>	M14x1.5	263-974	263-844
3.3 L (201 CID)	2010-06	M14x1.5	263-925	N/R
	2005-03	M14x1.5	263-917	263-817
	2002-00	M14x1.5	263-923	N/R
	1999-90	1/2-20	263-718	N/R
3.5 L (215 CID)	2010-00	M14x1.5	263-917	263-817
	1997-93	1/2-20	263-718	N/R
3.5 L (3498 CC)	2008-07	M14x1.5	263-917	263-817
3.6 L (220 CID)	2015-11	M14x1.5	263-923	N/R
3.7 L (226 CID)	2011-02	M14x1.5	263-923	N/R
3.8 L (230 CID)	2008-06	M14x1.5	263-925	N/R
	2005-03	M14x1.5	263-917	263-817
	2002-00	M14x1.5	263-974	263-844
	1999-97	1/2-20	263-718	N/R
	1996-94	1/2-20	263-778	263-875
3.8 L (231 CID)	2010-09	M14x1.5	263-925	N/R
4.0 L (3952 CC)	2011-07	M14x1.5	263-925	N/R
8 Cyl.	4.7 L (285 CID)	2010-00	M14x1.5	263-923
	5.7 L (345 CID)	2015-05	M14x1.5	263-923
	6.1 L (370 CID)	2010-06	M14x1.5	263-925
	6.2 L (376 CID)	2015	M14x1.5	263-923
	6.4 L (392 CID)	2015 -11	M14x1.5	263-923
	All	1989-64	1/2-20	263-778
10 Cyl.	8.0 L (488 CID)	2002-92 <i>Viper</i>	1/2-20	263-714
	8.3 L (505 CID)	2006 <i>Viper</i>	1/2-20	263-714
	8.4 L (515 CID)	2010-08	M14x1.5	263-925
	2005-04 <i>Viper</i>	1/2-20	263-718	N/R
EAGLE				
4 Cyl.	1.5 L (1468 CC)	1996-89	M14x1.5	263-974
	1.6 L (1597 CC)	1990-89	M14x1.5	263-974
	1.8 L (107 CID)	1996-92	M14x1.5	263-974
	2.0 L (122 CID)	1998-90	M14x1.5	263-974
	<i>Exc: '98-95 w/o Turbo</i>			
	1998-95 <i>w/o Turbo</i>	M14x1.5	263-923	N/R
	2.4 L (2351 CC)	1996-92	M14x1.5	263-974
	2.5 L (150 CID)	1989-88	M14x1.25	263-922
6 Cyl.	3.3 L (201 CID)	1997-93	1/2-20	263-718
	3.5 L (215 CID)	1997-95	1/2-20	263-718
	1994-93	1/2-20	263-710	263-816

MAKE/ ENGINE	YEARS	SIZE	DRAIN PLUG STOCK #	GASKET STOCK #
FORD				
4 Cyl.	1.0 L (L 361)	2015-14	M14x1.5	263-925
	1.3 L (1295 CC)	1997-88	M14x1.5	263-974
	1.4 L (L4 83)	2015-12	M14x1.5	263-925
	1.5 L (L4 91)	2015-14	M14x1.5	263-925
	1.6 L (97 CID)	2015-11	M12x1.75	263-919
	1.6 L (L4 97)	2015-11	M14x1.5	263-925
	1.8 L (110 CID)	1996-91	M14x1.5	263-954
	1.9 L (113 CID)	1996	M12x1.75	263-908
	<i>From 12/12/95</i>			
	1996-85	M14x1.5	263-937	263-876
2.0 L (L4 122)	2015-12	M14x1.5	263-925	N/R
2.0 L (121 CID)	2015-98	M14x1.5	263-925	N/R
2.0 L (122 CID)	2009-98	M14x1.5	263-925	N/R
	<i>Focus, Escort, ZX2 + Focus (DOHC)</i>			
	<i>Contour + (Multi-Port Injection)</i>			
	2005-00	M12x1.75	263-944	263-875
	<i>Escort, ZX2 + Focus (SOHC)</i>			
	1999-98	M12x1.75	263-908	N/R
	<i>Escort, ZX2 (Split Port Inj.)</i>			
	1997-93	M14x1.5	263-934	263-870
	<i>Contour, Probe</i>			
	1997 <i>Escort</i>	M12x1.75	263-908	N/R
2.2 L (133 CID)	1992-89 <i>Probe</i>	M14x1.5	263-974	263-844
2.3 L (L4 146)	2015-12	M12x1.75	263-919	N/R
2.3 L (140 CID)	2011-03	M14x1.5	263-925	N/R
	2009-04 <i>Focus</i>	M14x1.5	263-925	N/R
	1994-80	M14x1.5	263-937	263-876
2.5 L (152 CID)	2015-09	M12x1.75	263-919	N/R
2.5 L (153 CID)	1990-86	M14x1.5	263-937	263-876
6 Cyl.	2.5 L (152 CID)	2000-95 <i>Contour</i>	M12x1.75	263-908
	1997-93 <i>Probe</i>	M14x1.5	263-974	263-844
3.0 L (182 CID)	2009-05	M12x1.75	263-908	N/R
	<i>Five Hundred, Freestyle</i>			
	2009-97	M14x1.5	263-937	263-876
	<i>Taurus 12 valve</i>			
	2009-01	M12x1.75	263-944	263-875
	<i>Taurus 24 valve</i>			
	2008-06	M14x1.5	263-925	N/R
	2000-96	M12x1.75	263-908	N/R
	<i>Taurus 24 valve</i>			
	1996 <i>Exc: Taurus</i>	M14x1.5	263-937	263-876
	1995-89	M14x1.5	263-974	263-844
	<i>Exc: Taurus SHO</i>			
	1988-86	M14x1.5	263-937	263-876
3.0 L (183 CID)	2015-01	M12x1.75	263-925	N/R
3.2 L (195 CID)	1995-93	M14x1.5	263-974	263-844
3.2 (L5 196)	<i>Taurus SHO</i>			
3.5 L (213 CID)	2015-07	M12x1.75	263-919	N/R
3.5 L (215 CID)	2009-07	M14x1.5	263-937	263-876
3.7 L (227 CID)	2015-11	M12x1.75	263-919	N/R
3.8 L (232 CID)	2004-01	M12x1.75	263-944	263-875
	2000-96	M12x1.75	263-908	N/R
	1995	M12x1.75	263-908	N/R
	<i>Mustang, T-Bird</i>			
	1995-82	M14x1.5	263-937	263-876
	<i>Inc: '95 Taurus</i>			

APPLICATION DE BOUCHON DE DRAIN

MAKE/ ENGINE	YEARS	SIZE	DRAIN PLUG STOCK #	GASKET STOCK #	MAKE/ ENGINE	YEARS	SIZE	DRAIN PLUG STOCK #	GASKET STOCK #
FORD (Con't d)					FORD TRUCK (Con't d)				
3.9 L (238 CID)	2007	M12x1.75	263-919	N/R	6.0 L (363 CID)	2010-03	M14x1.25	263-922	263-817
4.0 L (245 CID)	2011-05 <i>Mustang</i>	M14x1.5	263-925	N/R	6.2 L (378 CID)	2015-13	M14x1.25	263-925	N/R
4.2 L (256 CID)	2008-01	M12x1.75	263-919	N/R	6.2 L (379 CID)	2015-10	M12x1.75	263-919	N/R
8 Cyl. 3.4 L (207 CID)	1999-96	M14x1.5	263-974	263-844	6.4 L (391 CID)	2010-08	M14x1.25	263-922	263-817
	<i>Taurus SHO</i>				6.6 L (401 CID)	1993-87 <i>Diesel</i>	3/16-16	263-750	263-824
3.9 L (242 CID)	2005-02 <i>T-Bird</i>	M14x1.5	263-937	263-876	6.7 L (406 CID)	2015-12	M14x1.25	263-925	N/R
4.6 L (281 CID)	2012-92	M14x1.5	263-937	263-876	6.7 L (409 CID)	2015-12	M14x1.25	263-925	N/R
5.0 L (302 CID)	2015-11	M12x1.75	263-919	N/R	6.9 L (421 CID)	1987-83 <i>Diesel</i>	1/2-20	263-714	263-816
	1995-90	M14x1.5	263-937	263-876	7.3 L (444 CID)	1989-88 <i>Diesel</i>	1/2-20	263-714	263-816
	1990-68	1/2-20	263-710	263-816	7.3 L (445 CID)	2005-90 <i>Diesel</i>	M14x1.25	263-922	263-817
5.4 L (330 CID)	2012-99	M14x1.5	263-925	N/R	7.5 L (460 CID)	1997-85	M14x1.5	263-937	263-876
5.8 L (354) (355)	2014-13	M12x1.75	263-919	N/R		1985-80	1/2-20	263-710	263-816
5.8 L (351 CID)	1995-73	1/2-20	263-710	263-816	7.8 L (478 CID)	1993-87 <i>Diesel</i>	3/16-16	263-750	263-824
FORD TRUCK					10 Cyl. 6.8 L (415 CID)	2015-97	M14x1.5	263-925	N/R
4 Cyl. 2.0 L (122 CID)	2004-01 <i>Escape</i>	M14x1.5	263-925	N/R	6.8 L (412 CID)	2015-13	M14x1.25	263-925	N/R
	1989-83	M14x1.5	263-937	263-876	GEO				
2.3 L (140 CID)	2009-01	M12x1.75	263-908	N/R	3 Cyl. 1.0 L (933 CC)	2000-89 <i>Metro</i>	M14x1.5	263-914	263-817
	'08-05 <i>Escape</i> , '08-01 <i>Ranger</i>				4 Cyl. 1.3 L (1295 CC)	2001-95 <i>Metro</i>	M14x1.5	263-914	263-817
	2009-05	M14x1.5	263-925	N/R	1.5 L (1471 CC)	1989	M14x1.5	263-937	263-876
	<i>Escape Hybrid</i>				1.6 L (1588 CC)	2000-89 <i>Tracker</i>	M14x1.5	263-914	263-817
	1997-95	M12x1.75	263-908	N/R		1997-89 <i>Prizm</i>	M12x1.75	263-942	263-869
	1994-83	M14x1.5	263-937	263-876		1993-89 <i>Storm</i>	M14x1.5	263-984	263-876
2.5 L (153 CID)	2001-98 <i>Ranger</i>	M12x1.75	263-944	263-875	1.8 L (1788 CC)	2001-93 <i>Prizm</i>	M12x1.75	263-942	263-869
6 Cyl. 2.9 L (177 CID)	1992-86	M14x1.5	263-937	263-876		1993-92 <i>Storm</i>	M14x1.5	263-984	263-876
3.0 L (182 CID)	2015-01 <i>Escape</i>	M12x1.75	263-908	N/R	2.0 L (122 CID)	2001-99 <i>Tracker</i>	M14x1.5	263-914	263-817
	2009-01 <i>Ranger</i>	M14x1.5	263-937	263-876	HONDA				
	2000-98	M14x1.5	263-937	263-876	3 Cyl. 1.0 L (1000 CC)	2009-00 <i>Insight</i>	Dealer Part		
	<i>Inc: '98 Ranger</i>				4 Cyl. 1.3 L (1339 CC)	2015-03 <i>Magnetic Civic Hybrid</i>	M14x1.5	263-924	263-817
	1998-86	M14x1.5	263-937	263-876	1.3 L (1342 CC)	1987-84	M14x1.5	263-934	263-870
	<i>Inc: '98 Windstar</i>				1.5 L (1487 CC)	1995-84	M14x1.5	263-934	263-870
3.5 L (213)	2015-11	M12x1.5	263-919	N/R	1.5 L (1497 CC)	2015-07 <i>Magnetic</i>	M14x1.5	263-924	263-817
3.8 L (232 CID)	2003-01 <i>Windstar</i>	M12x1.75	263-944	263-875	1.6 L (1590 CC)	2000-89 <i>All</i>	M14x1.5	263-934	263-870
	2000-95 <i>Windstar</i>	M14x1.5	263-974	263-844	1.7 L (1700 CC)	2005-01 <i>Civic</i>	M14x1.5	263-934	263-870
3.9 L (242 CID)	2009-04	M12x1.75	263-908	N/R	1.8 L (1799 CC)	2015-06 <i>Magnetic</i>	M14x1.5	263-924	263-817
4.0 L (245 CID)	2009-96	M14x1.5	263-925	N/R	2.0 L (1955 CC)	1991-85	M14x1.5	263-934	263-870
	<i>Inc: '00-96 Explorer</i>				2.0 L (1972 CC)	2003-97	M14x1.5	263-934	263-870
	2000-90	M14x1.5	263-937	263-876		<i>S2000, CR-V</i>			
	<i>Inc: '00-96 Aerostar, Ranger</i>				2.0 L (1977 CC)	2001-00 <i>S2000</i>	M14x1.5	263-934	263-870
4.2 L (256 CID)	2009-04 <i>Freestar</i>	M12x1.75	263-908	N/R	2.0 L (1998 CC)	2011-00 <i>Magnetic</i>	M14x1.5	263-924	263-817
	2004-01	M12x1.75	263-944	263-875		2005-02 <i>Civic</i>	M14x1.5	263-934	263-870
	<i>F-Series Pickup</i>				2.2 L (2156 CC)	2001-90	M14x1.5	263-934	263-870
	2000-97	M12x1.75	263-908	N/R	2.2 L (2157 CC)	2009-04 <i>S2000 Magnetic</i>	M14x1.5	263-924	263-817
4.9 L (300 CID)	1996-75	1/2-20	263-710	263-816	2.3 L (2234 CC)	2002-98	M14x1.5	263-934	263-870
8 Cyl. 4.6 L (281)	2015-10	M14x1.5	263-925	N/R	2.3 L (2259 CC)	1996-92	M14x1.5	263-934	263-870
4.6 L (281 CID)	2009-97	M14x1.5	263-937	N/R	2.4 L (2354 L)	2015-02 <i>Magnetic</i>	M14x1.5	263-924	263-817
5.0 L (302)	2015-01	M12x1.75	263-919	N/R	2.6 L (2559 CC)	1996-94 <i>Passport</i>	M14x1.5	263-924	263-817
5.0 L (302 CID)	2000-96	M14x1.5	263-974	263-844	6 Cyl. 2.7 L (2675 CC)	1997-95	M14x1.5	263-934	263-870
	<i>Inc: '96 Explorer 17mm head</i>				3.0 L (3000 CC)	2009-98 <i>Accord</i>	M14x1.5	263-934	263-870
5.0 L (302 CID)	2000-98	M14x1.5	263-937	263-876	3.2 L (3165 CC)	2002-94 <i>Passport</i>	M14x1.5	263-954	263-856
	<i>Inc: '96 Explorer 16mm head</i>				3.5 L (3471 CC)	2015-99 <i>Magnetic</i>	M14x1.5	263-924	263-817
	1998-97	M12x1.75	263-908	N/R	3.5 L (3475 CC)	2009-99	M14x1.5	263-934	263-870
	<i>Inc: '96 Explorer 15mm head</i>				HUMMER				
	1996-80	1/2-20	263-710	263-816	5 Cyl. 3.5 L (211 CID)	2006 <i>Magnetic</i>	M12x1.75	263-929	N/R
	<i>Exc: '96 Explorer</i>				3.7 L (223 CID)	2010-07	M12x1.75	263-919	N/R
5.4 L (329 CID)	1998-97	M14x1.5	263-937	263-876	8 Cyl. 5.3 L (325 CID)	2010-08	M12x1.75	263-919	N/R
5.4 L (330)	2015-10	M14x1.5	263-925	N/R	6.0 L (364 CID)	2007-03 <i>Magnetic</i>	M12x1.75	263-929	N/R
5.4 L (330 CID)	2009-99	M14x1.5	263-937	263-876					
5.8 L (351 CID)	1997-88	M14x1.5	263-937	263-876					
	1991-80	1/2-20	263-710	263-816					

APPLICATION DE BOUCHON DE DRAIN

MAKE/ ENGINE	YEARS	SIZE	DRAIN PLUG STOCK #	GASKET STOCK #
HUMMER (Con't d)				
6.2 L (376 CID)	2009	M12x1.75	263-919	N/R
6.2 L (378 CID)	2008	M12x1.75	263-919	N/R
All	2000-92	1/2-20	263-795	263-875
HYUNDAI				
4, 6 & 8 Cyl. All	2015-87 <i>Magnetic</i>	M14x1.5	263-924	263-817
INFINITI				
4, 6 & 8 Cyl. All	2015-90	M12x1.25	263-933	263-885
ISUZU				
4 Cyl. All	1993-85	M14x1.5	263-924	263-817
ISUZU TRUCK				
4 Cyl. 1.9 L (1949 CC)	1987-83	M14x1.5	263-934	263-870
	<i>Pickup, Trooper</i>			
2.2 L (2156 CC)	1997-96 <i>Oasis</i>	M14x1.5	263-934	263-870
2.2 L (2180 CC)	2003-97	M14x1.5	263-954	263-856
	<i>Amigo, Rodeo, Rodeo Sport</i>			
	2000 <i>Hombre</i>	M12x1.75	263-910	263-874
	1996 <i>Hombre</i>	M12x1.75	263-944	263-875
2.3 L (2234 CC)	2009-98 <i>Oasis</i>	M14x1.5	263-934	263-870
2.3 L (2254 CC)	1995-86	M14x1.5	263-934	263-870
	<i>Amigo, Pickup, Trooper</i>			
2.6 L (2559 CC)	1997-88	M14x1.5	263-934	263-870
	<i>Amigo, Pickup, Rodeo, Trooper</i>			
6 Cyl. 2.8 L (2827 CC)	1991-89 <i>Trooper</i>	M14x1.5	263-934	263-870
3.1 L (3137 CC)	1994-91	M12x1.75	263-944	263-875
	<i>Pickup, Rodeo</i>			
3.2 L (3165 CC)	2004-92	M14x1.5	263-954	263-856
	<i>Amigo, Rodeo, Trooper</i>			
3.5 L (3475 CC)	2004-98	M14x1.5	263-954	263-856
	<i>Axiom, Trooper, Vehicross</i>			
4.3 L (4294 CC)	2000-97 <i>Hombre</i>	M12x1.75	263-910	263-874
JAGUAR				
6 Cyl. 3.6 L (3590 CC)	1989-88		Dealer Part	
4.0 L (3980 CC)	1997-90		Dealer Part	
4.2 L (4235 CC)	1987-80		Dealer Part	
8 Cyl. 4.0 L (3966 CC), 12 Cyl. '96-71	2000-98		Dealer Part	
	1997-88	M14x1.5	263-954	263-856
	<i>Vanden Plas, XJ8, XK8</i>			
4.2 L (4196 CC)	2009-03	M14x1.5	263-923	N/R
JEEP				
4 Cyl. 2.0 L (122 CID)	2015-11	M14x1.5	263-923	N/R
	2010-07	M14x1.5	263-925	N/R
2.4 L (144 CID)	2015-11	M14x1.5	263-923	N/R
	2010-07	M14x1.5	263-925	N/R
2.4 L (148 CID)	2009-02	1/2-20	263-718	N/R
2.5 L (150 CID)	2002-91	1/2-20	263-718	N/R
	1990-85	M14x1.25	263-922	263-817
6 Cyl. 2.8 L (173 CID)	1986	M14x1.25	263-922	263-817
3.0 L (182 CID)	2009-07	M14x1.5	263-917	263-817
3.2 L (196)	2015-14	M14x1.5	263-923	N/R
3.2 L (198)	2015-14	M14x1.5	263-923	N/R
3.6 L (220 CID)	2015-11	M14x1.5	263-923	N/R
3.7 L (226 CID)	2015-04	M14x1.5	263-925	N/R
	2003-02	M14x1.5	263-923	N/R
3.8 L (231 CID)	2011	M14x1.5	263-925	N/R
4.0 L (242 CID)	2009-92	1/2-20	263-718	N/R
	1991-87	M14x1.5	263-922	263-817

MAKE/ ENGINE	YEARS	SIZE	DRAIN PLUG STOCK #	GASKET STOCK #
JEEP (Con't d)				
4.2 L (258 CID)	1990-87	M14x1.5	263-922	263-817
8 Cyl. 4.7 L (285 CID)	2009-94	M14x1.5	263-923	N/R
	2003-99	M14x1.5	263-925	N/R
5.2 L (318 CID)	1998-93	1/2-20	263-718	N/R
5.7 L (345 CID)	2015-05	M14x1.5	263-925	N/R
5.9 L (360 CID)	1998	1/2-20	263-718	N/R
	1991-72 <i>Magnetic</i>	1/2-20	263-714	263-816
	1991-72	1/2-20	263-778	263-875
	<i>Non-Magnetic</i>			
6.1 L (370 CID)	2010-06	M14x1.5	263-925	N/R
6.4 L (392 CID)	2015-12	M14x1.5	263-923	N/R
KIA				
4 Cyl. 1.6 L (1597 CC)	2015-93 <i>Sephia/Magnetic</i>	M14x1.5	263-924	263-817
1.8 L (1793 CC)	2001-99	Dealer Part		
1.8 L (1839 CC)	1997-95 <i>Sephia</i>	M14x1.5	263-934	263-870
2.0 L (1975 CC)	2010-04 <i>Magnetic</i>	M14x1.5	263-924	263-817
2.0 L (1998 CC)	2015-95 <i>Sportage</i>	M14x1.5	263-924	263-817
2.4 L (2351 CC)	2015-01 <i>Magnetic</i>	M14x1.5	263-924	263-817
6 Cyl. 2.7 L (2656 CC)	2010-02 <i>Magnetic</i>	M14x1.5	263-924	263-817
3.3 L (3342 CC)	2009-08 <i>Magnetic</i>	M14x1.5	263-924	263-817
3.5 L (3470 CC)	2015-11 <i>Magnetic</i>	M14x1.5	263-924	263-817
3.5 L (3497 CC)	2006-02 <i>Magnetic</i>	M14x1.5	263-924	293-817
3.8 L (3778 CC)	2010-07 <i>Magnetic</i>	M14x1.5	263-924	293-817
8 Cyl. 4.6 L (4627 CC)	2009 <i>Magnetic</i>	M14x1.5	263-924	263-817
LANDROVER				
All Cyl.		M14x1.5	263-923	N/R
LEXUS				
All Cyl.	2009-90	M12x1.25	263-913	263-815
LINCOLN				
4 Cyl. 2.5 L (152 CID)	2015-11	M12x1.75	263-919	N/R
6 Cyl. 3.0 L (182 CID)	2005-04	M12x1.75	263-919	N/R
	2003-00	M12x1.75	263-908	N/R
	2015-07	M12x1.75	263-919	N/R
3.7 L (227 CID)	2015-09	M12x1.75	263-919	N/R
3.8 L (232 CID)	1994-88	M14x1.5	263-937	263-876
3.9 L (242 CID)	2006	M12x1.75	263-919	N/R
8 Cyl. 3.9 L (242 CID)	2009-00 <i>LS</i>	M14x1.5	263-937	263-876
4.6 L (281 CID)	2011-91	M14x1.5	263-925	N/R
5.0 L (302 CID)	1992-90	M14x1.5	263-937	263-876
	1990-80	1/2-20	263-710	263-816
5.4 L (329 CID)	1998 <i>Navigator</i>	M14x1.5	263-937	263-876
5.4 L (330 CID)	2015-99	M14x1.5	263-925	N/R
	2009-98	M14x1.5	263-937	263-876
MAZDA, MAZDA TRUCK				
2 Cyl. 1.3 L (1308 CC)	2009-74	M14x1.5	263-934	263-870
4 Cyl. 1.5 L (1498 CC)	2015-11	M14x1.5	263-934	263-870
2.0 L (122 CID)	2015-79 <i>Magnetic</i>	M14x1.5	263-924	263-817
2.3 L (2260 CC)	2015-04 <i>Magnetic</i>	M14x1.5	263-924	263-817
2.3 L (2300 CC)	2009-02 <i>Magnetic</i>	M12x1.75	263-929	N/R
2.3 L (140 CID)	2008-03	M14x1.5	263-925	N/R
2.5 L (152 CID)	2015-09 <i>Magnetic</i>	M14x1.5	263-924	263-817
6 Cyl. 3.0 L (183 CID)	2011-02	M12x1.75	263-919	N/R
3.5 L (213 CID)	2007	M12x1.75	263-919	N/R
3.7 L (227 CID)	2015-08	M12x1.75	263-919	N/R
4.0 L (4016 CC)	2009-95	M14x1.5	263-915	263-817

APPLICATION DE BOUCHON DE DRAIN

MAKE/ ENGINE	YEARS	SIZE	DRAIN PLUG STOCK #	GASKET STOCK #	MAKE/ ENGINE	YEARS	SIZE	DRAIN PLUG STOCK #	GASKET STOCK #			
MAZDA, MAZDA TRUCK (Con't d)					MERCURY (Con't d)							
All Cyl.	2005-80	M14x1.5	263-934	263-870	3.0 L (182 CID)	2009-05	M12x1.75	263-908	N/R			
MERCEDES BENZ					<i>Montego, Mariner</i>							
4 Cyl.	1.8 L (1796 CC)	2015-12	M14x1.5	263-960	263-870	2009-97	M14x1.5	263-937	263-876			
	1.8 L (L4 110)	2015-05	M14x1.5	263-960	263-870	<i>Sable 12 Valve</i>						
	2.0 L (L1991CC)	2015-14	M14x1.5	263-960	263-870	2009-01	M12x1.75	263-919	N/R			
	2.1 L (L4 131)	2015-14	M14x1.5	263-960	263-870	<i>Sable 24 Valve</i>						
	2.2 L (2199 CC)	1996-94	M14x1.5	263-960	263-870	1996-86	M14x1.5	263-937	263-876			
	2.3 L (2295 CC)	2000-97	M14x1.5	263-960	263-870	<i>Sable 12 Valve, Topaz</i>						
	2.3 L (2299 CC)	1993-84	M14x1.5	263-960	263-870	1998-93	Villager	M12x1.25	263-933	263-885		
	2.1 L (L4 2143CC)	2015-14	M14x1.5	263-960	263-870	2000-96	M12x1.75	263-908	N/R			
5 Cyl.	2.5 L (2496 CC)	1993-87	M14x1.5	263-960	263-870	<i>Sable 24 Valve</i>						
6 Cyl.	2.5 L (2496 CC)	2007-06	M14x1.5	263-917	263-817	3.0 L (183 CID)	2011-08	M12x1.75	263-911	263-815		
	2.6 L (2599 CC)	1993-87	M14x1.5	263-960	263-870	2009-05	M12x1.75	263-919	N/R			
	2.8 L (2799 CC)	1998-93	M14x1.5	263-960	263-870	3.3 L (3275 CC)	2002-99	Villager	M12x1.25	263-933	263-885	
	3.0 L (2962 CC)	1993-86	M14x1.5	263-960	263-870	3.5 L (213 CID)	2009-08	M12x1.75	263-911	263-815		
	3.0 L (2987 CC)	2015-10	M14x1.5	263-960	263-870	2008	M12x1.75	263-919	N/R			
		2015-07	M12x1.5	263-931	263-869	3.5 L (245 CID)	2010-98	M14x1.5	263-925	N/R		
	3.0 L (2996 CC)	2015-95	M14x1.5	263-960	263-870	3.8 L (232 CID)	1997-95	M12x1.75	263-908	N/R		
		1997-95	M14x1.5	263-960	263-870	<i>Inc: '95 Cougar</i>						
		1987-86	M12x1.5	263-931	263-869	1995-82	M14x1.5	263-937	263-876			
	3.2 L (3199 CC)	2001-93	M14x1.5	263-960	263-870	<i>Inc: '95 Sable</i>						
	3.4 L (3449 CC)	1995-90	M14x1.5	263-960	263-870	4.0 L (245 CID)	2009-98	M14x1.5	263-925	N/R		
		1993-92	M12x1.5	263-931	263-869	<i>Mountaineer</i>						
	3.5 L (3498 CC)	2015-05	M14x1.5	263-960	263-870	4.2 L (256 CID)	2007-04	Magnetic	M12x1.75	263-929	N/R	
		2015-09	M12x1.5	263-931	263-869	<i>Monterey</i>						
	3.6 L (3606 CC)	1997-95	M14x1.5	263-960	263-870	8 Cyl.	4.6 L (281 CID)	2011-92	M14x1.5	263-925	N/R	
8 Cyl.	4.2 L (4196 CC)	1998-86	M14x1.5	263-931	263-869	5.0 L (302 CID)	2000-98	M14x1.5	263-937	263-876		
	4.3 L (4266 CC)	2001-99	M14x1.5	263-960	263-870	<i>Mountaineer</i>						
	4.3 L (4296 CC)	1988	M12x1.5	263-931	263-869	1997	M14x1.5	263-974	263-844			
	4.6 L (4663 CC)	2015-07	M14x1.5	263-960	263-870	<i>Mountaineer</i>						
	5.0 L (4966 CC)	2008-00	M14x1.5	263-917	263-817	1995-90	M14x1.5	263-937	263-876			
	5.0 L (4973 CC)	2001-00	M14x1.5	263-960	263-870	1990-68	1/2-20	263-710	263-816			
		1998-84	M12x1.5	263-931	263-869	All Cyl.	1989-85	M14x1.5	263-937	263-876		
	5.5 L (5461 CC)	2015-07	M14x1.5	263-960	263-870	MITSUBISHI						
	5.6 L (5547 CC)	1991-86	Exc: 560 SL	M12x1.5	263-931	263-869	4 Cyl.	1.5 L (1468 CC)	2002-85	M14x1.5	263-974	263-844
	6.3 L (6208 CC)	2015-07	M14x1.5	263-917	263-817	<i>Mirage, Precis</i>						
		2011-07	M12x1.5	263-931	263-869	1.6 L (1597 CC)	1992-85	Mirage	M14x1.5	263-974	263-844	
12 Cyl.	5.5 L (336 CID)	2012-03	M14x1.5	263-917	263-817	1.8 L (1755 CC)	1994-90	Eclipse	M14x1.5	263-974	263-844	
	5.5 L (335 CID)	2011-01	M14x1.5	263-917	263-817	1.8 L (1834 CC)	2002-92	M14x1.5	263-974	263-844		
	6.0 L (365 CID)	2015-05	M14x1.5	263-960	263-870	<i>Expo, Expo LRV, Mirage</i>						
	6.0 L (5987 CC)	1998-93	M12x1.5	263-931	263-869	2.0 L (122 CID)	2015-83	M14x1.5	263-974	263-844		
MERCURY					2.0 L (1997 CC)							
4 Cyl.	1.6 L (1598 CC)	1994-87	M14x1.5	263-934	263-870	1997-84	M14x1.5	263-974	263-844			
		<i>'94-91 Capri, Tracer</i>				<i>Inc: 97-96 Turbo</i>						
	1.6 L (1600 CC)	1994-87	M14x1.5	263-934	263-870	<i>1997-95 w/o Turbo</i>						
		<i>'89-87</i>				2.0 L (2000 CC)	2009-02	Lancer	M14x1.5	263-974	263-844	
	1.8 L (110 CID)	1996-91	M14x1.5	263-954	263-856	2.4 L (2378 CC)	2015-05	M14x1.5	263-974	263-844		
	1.9 L (113 CID)	1996	From 12/12/95	M12x1.75	263-908	N/R	2.4 L (144 CID)	2015-08	M14x1.5	263-974	263-844	
		1996-85	To 12/11/95	M14x1.5	263-937	263-876	2.4 L (2351 CC)	2009-85	Inc: Galant	M14x1.5	263-974	263-844
	2.0 L (122 CID)	2002-98	M14x1.5	263-925	N/R	<i>2009-98 Eclipse</i>						
		<i>Exc: '99-98 Tracer</i>				2.4 L (2360CC)	2015-10	M14x1.5	263-974	263-844		
		1999-97	Tracer	M12x1.75	263-908	N/R	3.0 L (29980C)	2015-10	M14x1.5	263-974	263-844	
		1997-95	Mystique	M14x1.5	263-974	263-844	2.6 L (2555 CC)	1989-83	M14x1.5	263-974	263-844	
	2.3 L (140 CID)	2009-05	Mariner	M12x1.75	263-925	N/R	6 Cyl.	3.0 L (2972 CC)	2002-88	M14x1.5	263-974	263-844
		1994-80		M14x1.5	263-937	263-876						
	2.5 L (152 CID)	2011-09		M14x1.5	263-925	N/R						
		2011		M12x1.75	263-911	263-815						
6 Cyl.	2.5 L (152 CID)	2002-95	M12x1.75	263-908	N/R							

MAKE/ ENGINE	YEARS	SIZE	DRAIN PLUG STOCK #	GASKET STOCK #
MITSUBISHI (Con't d)				
3.5 L (3497 CC)	2002-97	M14x1.5	263-974	263-844
3.7 L (226 CID)	2009-06	M14x1.5	263-923	N/R
3.8 L (3828 CC)	2015-03	M14x1.5	263-974	263-844
8 Cyl. 4.7 L (285 CID)	2007-06	M14x1.5	263-923	N/R
MITSUBISHI TRUCK				
All Cyl.	2000-83	M14x1.5	263-974	263-844
NISSAN AND NISSAN TRUCK				
All Cyl.	2015-86	M12x1.25	263-913	263-815
OLDSMOBILE				
4 Cyl. 2.2 L (134 CID)	2004-93 <i>Magnetic</i>	M12x1.75	263-929	N/R
	<i>Non-Magnetic</i>	M12x1.75	263-919	N/R
2.3 L (138 CID)	1995-90 <i>Magnetic</i>	M12x1.75	263-929	N/R
	<i>Inc: '91-90 Cutlass Supreme</i>			
	1991-87	M12x1.75	263-944	263-875
	<i>Cutlass Calais</i>			
2.4 L (146 CID)	2002-97	M12x1.75	263-919	N/R
	1996 <i>Magnetic</i>	M12x1.75	263-929	N/R
2.5 L (151 CID)	1992-87	M85x2.5	Dealer Part	
	<i>Inc: '87 Calais, MT</i>			
	1987-79	M12x1.75	263-911	263-815
	<i>Calais AT, Ciera</i>			
6 Cyl. 2.8 L (173 CID)	1989	M12x1.75	263-911	263-815
	1986-80	1/2-20	263-778	263-875
3.0 L (181 CID)	1988-83	1/2-20	263-778	263-875
3.1 L (189 CID)	1999-94 <i>Magnetic</i>	M12x1.75	263-929	N/R
	1999-89	M12x1.75	263-919	N/R
	<i>Non-Magnetic</i>			
3.3 L (204 CID)	1993-89	1/2-20	263-778	263-875
3.4 L (207 CID)	2004-97	M12x1.75	263-919	N/R
	1996-94 <i>Magnetic</i>	M12x1.75	263-929	N/R
	1993-91	M12x1.75	263-919	N/R
	<i>Non-Magnetic</i>			
3.5 L (214 CID)	2002-99 <i>Magnetic</i>	M12x1.75	263-929	N/R
	2002-99	M12x1.75	263-919	N/R
	<i>Non-Magnetic</i>			
3.5 L (231 CID)	1999-95	M12x1.75	263-919	N/R
	1999-95 <i>Magnetic</i>	M12x1.75	263-929	N/R
	1994-77	1/2-20	263-778	263-875
4.2 L (256 CID)	2004-02 <i>Bravada</i>	M12x1.75	263-929	N/R
	2004	M12x1.75	263-919	N/R
	<i>Non-Magnetic</i>			
	2004-02 <i>Magnetic</i>	M12x1.75	263-929	N/R
	2004-02	M12x1.75	263-919	N/R
	<i>Non-Magnetic</i>			
4.3 L (262 CID)	2001-96 <i>Magnetic</i>	M12x1.75	263-919	N/R
	2001-96	M12x1.75	263-919	N/R
	<i>Non-Magnetic</i>			
	2002-97 <i>Bravada</i>	M12x1.75	263-919	N/R
	1996 <i>Bravada</i>	M12x1.75	263-929	N/R
	1994-91 <i>Bravada</i>	1/2-20	263-778	263-875
8 Cyl. 4.0 L (244 CID)	2003-97 <i>Aurora</i>	M12x1.75	263-919	N/R
	1996-95 <i>Aurora</i>	M12x1.75	263-929	N/R
5.0 L (305 CID)	1992-81	1/2-20	263-778	263-875

MAKE/ ENGINE	YEARS	SIZE	DRAIN PLUG STOCK #	GASKET STOCK #
OLDSMOBILE (Con't d)				
5.0 L (307 CID)	1990-81	1/2-20	263-778	263-875
5.7 L (350 CID)	1992-81	1/2-20	263-778	263-875
PLYMOUTH				
4 Cyl. 1.5 L (1468 CC)	1994-85	M14x1.5	263-974	263-844
	<i>Inc: '90-83 Colt</i>			
1.6 L (1597 CC)	1994-85	M14x1.5	263-974	263-844
	<i>Inc: '90-83 Colt</i>			
1.8 L (1754 CC)	1994-89	M14x1.5	263-974	263-844
2.0 L (122 CID)	2001-96	M14x1.5	263-923	N/R
	1995	1/2-20	263-718	N/R
	1994-84	M14x1.5	263-974	263-844
2.4 L (148 CID)	2000-96	M14x1.5	263-923	N/R
2.4 L (2351 CC)	1994-82	M14x1.5	263-974	263-844
	<i>Colt, Colt Vista</i>			
2.5 L (153 CID)	1995-86	1/2-20	263-710	263-816
6 Cyl. 2.5 L (152 CID)	1995-88	M14x1.5	263-974	263-844
3.0 L (181 CID)	2000-87	M14x1.5	263-974	263-844
3.3 L (201 CID)	2000	M14x1.5	263-923	N/R
	1999-90	1/2-20	263-718	N/R
3.5 L (215 CID)	2001-00 <i>Prowler</i>	M14x1.5	263-925	N/R
	1999 <i>Prowler</i>	M14x1.5	263-923	N/R
	1997 <i>Prowler</i>	1/2-20	263-718	N/R
3.8 L (230 CID)	1999-97	1/2-20	263-718	N/R
	1996-94	1/2-20	263-710	263-816
8 Cyl. All	1989-64	1/2-20	263-710	263-816
PONTIAC				
4 Cyl. 1.6 L (98 CID)	2010-09	M14x1.5	263-950	N/R
	1988-33	M14x1.5	263-934	263-870
	1987-81	1/2-20	263-778	263-875
1.8 L (1798 CC)	2010-09	M12x1.25	263-913	263-815
1.8 L (1794 CC)	2008-03	M12x1.25	263-913	263-815
1.8 L (112 CID)	1986-83	M14x1.5	263-934	263-870
1.8 L (1762 CC)	2009-03 <i>Vibe</i>	M12x1.25	263-933	263-869
2.0 L (122 CID)	2009-07	M12x1.75	263-919	N/R
	1994-87	M14x1.5	263-934	263-870
2.2 L (134 CID)	2009-07	M12x1.75	263-919	N/R
	2004-97 <i>Magnetic</i>	M12x1.75	263-929	N/R
	1996-95	M12x1.75	263-919	N/R
	<i>Non-Magnetic</i>			
	1995	M12x1.75	263-944	263-875
2.3 L (138 CID)	1995-90	M12x1.75	263-919	N/R
	<i>Inc: '91-90 Grand Prix</i>			
2.4 L (145 CID)	2010-06	M12x1.75	263-919	N/R
2.4 L (2362 CC)	2010-09	M12x1.25	263-913	263-815
2.4 L (146 CID)	2003-97 <i>Magnetic</i>	M12x1.75	263-929	N/R
	1996 <i>Non-Magnetic</i>	M12x1.75	263-919	N/R
2.5 L (151 CID)	1991-87	M85x2.5	Dealer Part	
	<i>Inc: '87 Grand AM, MT</i>			
	1987-79	M12x1.75	263-944	263-875
6 Cyl. 2.8 L (173 CID)	1989-87	M12x1.75	263-944	263-875
3.0 L (181 CID)	1987-85	1/2-20	263-778	263-875
3.1 L (189 CID)	2003-97 <i>Magnetic</i>	M12x1.75	263-929	N/R
	1996-94 <i>Non-Magnetic</i>	M12x1.75	263-919	N/R

APPLICATION DE BOUCHON DE DRAIN

MAKE/ ENGINE	YEARS	SIZE	DRAIN PLUG STOCK #	GASKET STOCK #	MAKE/ ENGINE	YEARS	SIZE	DRAIN PLUG STOCK #	GASKET STOCK #
PONTIAC (Con't d)					TOYOTA (Con't d)				
	1994-88	M12x1.75	263-944	263-875	1.6 L (1587 CC)	1997-89	M12x1.25	263-942	263-869
3.3 L (204 CID)	1993-92	1/2-20	263-778	263-875		1988-85	M12x1.25	263-933	263-885
3.4 L (207 CID)	2009-04	M12x1.75	263-919	N/R	1.8 L (1798 CC)	2015-08	M12x1.25	263-933	263-885
	2005-97 <i>Magnetic</i>	M12x1.75	263-929	N/R	1.8 L (1794 CC)	2015-04	M12x1.25	263-933	263-885
	1996-95				1.8 L (1762 CC)	2009-04	M12x1.25	263-933	263-885
	<i>Non-Magnetic</i>	M12x1.75	263-919	N/R		2003-93	M12x1.25	263-942	263-869
	<i>Exc: '95 Firebird</i>				2.0 L (1998 CC)	1995-90	M12x1.25	263-942	263-869
	1995-91	M12x1.75	263-944	263-875		1989-88	M12x1.25	263-933	263-885
	<i>Inc: '95 Firebird</i>					1988-84	M18x1.5	263-928	263-810
3.5 L (213 CID)	2010-05	M12x1.75	263-919	N/R	2.2 L (2164 CC)	2001-92	M12x1.25	263-942	263-869
	2009-05	M12x1.75	263-919	N/R		1991-90	M12x1.25	263-933	263-885
3.5 L (217 CID)	2009-07	M12x1.75	263-919	N/R	2.2 L (2237 CC)	1989-86	M12x1.25	263-933	263-885
3.8 L (231 CID)	2008-97 <i>Magnetic</i>	M12x1.75	263-929	N/R	2.4 L (2398 CC)	2009-04	M12x1.25	263-933	263-885
	1996-95	M12x1.75	263-919	N/R		2003-02	M12x1.25	263-942	263-869
	1994-77	1/2-20	263-778	263-875	2.4 L (2362CC)	2011-04	M12x1.25	263-933	263-885
3.9 L (237 CID)	2009-06	M12x1.75	263-919	N/R	2.4 L (2438 CC)	1997-94	M12x1.25	263-942	263-869
8 Cyl. 4.6 L (281 CID)	2005-04	M12x1.75	263-919	N/R		1993-91	M12x1.25	263-933	263-885
5.0 L (305 CID)	1992-71	1/2-20	263-778	263-875	2.5 L (2494 CC)	2015-09	M12x1.25	263-933	263-885
5.0 L (307 CID)	1989-86	1/2-20	263-778	263-875	2.7 L (2672 CC)	2015-09	M12x1.25	263-933	263-885
5.3 L (325 CID)	2008-05	M12x1.75	263-919	N/R	2.7 L (2694 CC)	2015-04	M12x1.25	263-933	263-885
5.7 L (350 CID)	2004	M12x1.75	263-919	N/R	6 Cyl. 2.5 L (2508 CC)	1991-88	M12x1.25	263-933	263-885
	2002-97 <i>Magnetic</i>	M12x1.75	263-929	N/R	2.8 L (2754 CC)	1988-81	M18x1.5	263-928	263-810
	1996 <i>Non-Magnetic</i>	M12x1.75	263-919	N/R	3.0 L (2954 CC)	1992-86	M18x1.5	263-928	263-810
	1995-77	1/2-20	263-778	263-875	3.0 L (2959 CC)	1993-92	M12x1.25	263-933	263-885
6.0 L (364 CID)	2009-05	M12x1.75	263-919	NR	3.0 L (2995 CC)	2009-04	M12x1.25	263-933	263-885
SAAB						2006-04	M12x1.25	263-933	263-885
4 Cyl. All	2011-80	M14x1.5	263-914	263-817		2003-94	M12x1.25	263-942	263-869
6 Cyl. All	2011-80	M14x1.5	263-914	263-817	3.0 L (2997 CC)	1998-93	M12x1.25	263-942	263-869
SATURN					3.3 L (3300 CC)	2010-04	M12x1.25	263-933	263-885
4 Cyl. 1.8 L (110 CID)	2008	M14x1.5	263-950	N/R	3.5 L (3456 CC)	2015-05	M12x1.25	263-933	263-885
1.9 L (116 CID)	2002-91	M12x1.75	263-932	N/R	4.0 L (3956 CC)	2015-88	M12x1.25	263-933	263-885
2.0 L (122 CID)	2010-03	M12x1.75	263-919	N/R	8 Cyl. 4.6 L (4608CC)	2015-10	M12x1.25	263-933	263-885
2.2 L (134 CID)	2009-00	M12x1.75	263-919	N/R	4.7 L (4663 CC)	2009-98	M12x1.25	263-933	263-885
2.4 L (145 CID)	2010-05	M12x1.75	263-919	N/R	5.7 L (5663 CC)	2015-07	M12x1.25	263-933	263-885
6 Cyl. 3.0 L (181 CID)	2004-00	M14x1.5	263-950	N/R	TOYOTA TRUCK				
3.5 L (213 CID)	2010-05	M12x1.75	263-919	N/R	4 Cyl. 2.0 L (1998 CC)	2003-96	M12x1.25	263-942	263-869
3.5 L (3475 CC)	2009-04 <i>Vue</i>	M14x1.5	263-950	N/R	2.4 L (2366 CC)	1995-92	M12x1.25	263-942	263-869
3.6 L (217 CID)	2010-07	M12x1.75	263-919	N/R		1992-85	M12x1.25	263-933	263-885
3.9 L (237 CID)	2007-06 <i>Magnetic</i>	M12x1.75	263-929	N/R	2.4 L (2398 CC)	2015-04	M12x1.25	263-933	263-885
	2007 <i>Non-Magnetic</i>	M12x1.75	263-919	N/R		2003-01	M12x1.25	263-942	263-869
SCION					2.4 L (2438 CC)	2004	M12x1.25	263-933	263-885
4 Cyl. All	2015-05	M12x1.25	263-913	263-815		2003-95	M12x1.25	263-942	263-869
SUBARU					2.7 L (2964 CC)	2015-04	M12x1.25	263-933	263-885
3, 4 & 6 Cyl.	2015-73	M20x1.5	263-930	263-851		2003-94	M12x1.25	263-942	263-869
w/20mm plugs					6 Cyl. 3.0 L (2959 CC)	1995-88	M12x1.25	263-933	263-885
SUZUKI					3.0 L (2995 CC)	2005-04	M12x1.25	263-933	263-885
All Cyl.		M14x1.5	263-924	263-817		2003-01	M12x1.25	263-942	263-869
TOYOTA					3.3 L (3300 CC)	2015-04	M12x1.25	263-933	263-885
4 Cyl. 1.5 L (1452 CC)	1988-85	M12x1.25	263-933	263-885	4.0 L (3956 CC)	1992-88	M12x1.25	263-933	263-885
	3A, 3A Engine				4.0 L (4000 CC)	2015-03	M12x1.25	263-933	263-885
1.5 L (1456 CC)	1994-91	M12x1.25	263-942	263-869	4.5 L (4477 CC)	1997-93	M12x1.25	263-942	263-869
	1991-87	M12x1.25	263-933	263-885	8 Cyl. 4.7 L (4663 CC)	2015-98	M12x1.25	263-933	263-885
1.5 L (1497 CC)	2015-04	M12x1.25	263-933	263-885	4.6 L (4608 CC)	2015-08	M12x1.25	263-933	263-885
	2003-92	M12x1.25	263-942	263-869	5.7 L (5663 CC)	2015-08	M12x1.25	263-933	263-885

APPLICATION DE BOUCHON DE DRAIN

MAKE/ ENGINE	YEARS	SIZE	DRAIN PLUG STOCK #	GASKET STOCK #
VOLKSWAGEN				
4 Cyl. All	2015-85	M14x1.5	263-971	N/R
5 Cyl. All	2015-06	M14x1.5	263-971	N/R
6 Cyl. All	2015-85	M14x1.5	263-971	N/R
8 Cyl. All	2008-02	M14x1.5	263-971	N/R
12 Cyl. All	2006-04	M14x1.5	263-971	N/R
VOLVO				
4 Cyl. 1.9 L (1950 CC)	2001-00	M18x1.5	263-928	263-810
2.0 L (1969 CC)	2015-14	M18x1.5	263-928	263-810
2.3 L (2316 CC)	1995-83	3/4-16	263-750	263-824
<i>Exc: '87-83 240, 260 Series</i>				
5 Cyl. 2.3 L (2319 CC)	1998	3/4-16	263-750	263-824
2.4 L (2319 CC)	1997-93 850	M18x1.5	263-928	263-810
2.4 L (2435 CC)	2010-99	M18x1.5	263-928	263-810
	1998	3/4-16	263-750	263-824
2.5 L (2521 CC)	2015-03	M18x1.5	263-928	263-810
6 Cyl. 2.8 L (2783 CC)	2001-99	M18x1.5	263-928	263-810
2.9 L (2917 CC)	1998-92	3/4-16	263-750	263-824
2.5 L (2500 CC)	2009-02	M12x1.25	263-933	263-885
3.0 L (2953 CC)	2015-08	M18x1.5	263-928	263-810
3.2 L (3192 CC)	2015-07	M18x1.5	263-928	263-810
8 Cyl. 4.4 L (4414 CC)	2011-07	M18x1.5	263-928	263-810

Papco 'DUO-DRAIN®' OIL PLUG

BOUCHON D'HUILE DUO-DRAIN®

BRIGHT PLATED

All metal, two-part plug for repairing 1/2"-20 crankcase applications on GM, Ford, Chrysler and AMC. STANDARD or Self-tapping DOUBLE OVERSIZE outer plug installs permanently. Only the pipe threaded centre plug is removed to drain oil. Convenient skin-packed card contains one (1) Duo-Drain Oil Plug complete with gasket.



1/2-20 D.O. No. 263-799

Papco CARDED DRAIN PLUG with GASKET

BOUCHON DE VIDANGE avec JOINT

Convenient skin-packed card contains one 'Papco' Drain Plug complete with gasket. Order by Card Number.

Card No.	Size & Type
263-777	M14 x 1.5 Pilot Pt.
263-780	M12 x 1.75 Std. Pilot Pt.
263-782	1/2-20 T.O. Self-Tap
263-783	1/2-20 Magnetic
263-784	M14 x 1.5 Magnetic
263-786	M14 x 1.5 Pilot Pt.
263-787	M12 x 1.75 Pilot Pt.
263-788	M12 x 1.75 Pilot Pt.

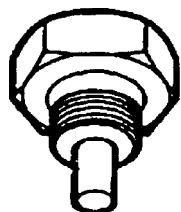
Card No.	Size & Type
263-790	1/2-20 Std.
263-791	1/2-20 S.O. Self-Tap
263-792	1/2-20 D.O. Self-Tap
263-793	1/2-20 T.O. Self-Tap
263-794	1/2-20 Magnetic
263-796	M14 x 1.5 Pilot Pt.
263-797	M12 x 1.75 Magnetic
263-798	M14 x 1.5
263-799	1/2-20 Duo



1/2-20 S.O. No. 263-791

M12 x 1.75 Pilot Pt. with Inset Gasket

Papco MAGNETIC DRAIN PLUG with GASKET



'Papco' Magnetic Drain Plugs reduce wear and protect engines by attracting harmful metal particles circulating in the crankcase oil. Powerful, long-lasting ALNICO magnet. Install in place of ordinary plugs. Individually skin-packed with gasket.

Card No.	Size & Thread	Gasket No.
263-783	1/2-20 Magnetic	263-817
263-784	14mm x 1.5 Magnetic	263-817

Card No.	Size & Thread	Gasket No.
263-794	1/2-20 Std. Magnetic	263-816
263-797	M12 x 1.75 Pilot Pt. with Inset Gasket	-

GARAGE ASSORTMENT No. 020-054

Contains 60 Nylon Gaskets in six popular sizes for Inch and Metric Drain Plugs.

GARAGE ASSORTMENT No. 020-032

Contains 7 Self-Tapping Oversize Drain Plugs with gaskets. (4) 1/2-20 O.S.; (2) 1/2-20 D. O.; (1) 1/2-20 T.O.



GARAGE ASSORTMENT No. 020-038

Contains 9 Inch and Metric Drain Plugs with gaskets. (4) 1/2-20 Std. (3) 12mm x 1.75, (2) 14mm x 1.5.

MASTER DRAIN PLUG ASSORTMENT No. 020-630

Contains 40 Inch and Metric Plugs; 73 Gaskets - and includes:
 - Magnetic and 1/2-20 oversize plugs.
 - 17 Sizes of Plugs, 8 Sizes of Gaskets.
 - Complete coverage for most vehicles.

MASTER GASKET ASSORTMENT No. 020-607

Contains 210 pieces - 20 of the most popular Sizes of Nylon, Copper, Fiber, Aluminum and Rubber/Metal Drain Plug Gaskets.



No. 020-630

Std. Pkg. 12 pcs. Type 9



260-902
DRAIN PLUG
1/4" Sq Pipe Plug

Std. Pkg. 12 pcs. Type 9



260-903
DRAIN PLUG
3/8" Sq. Pipe Plug

Std. Pkg. 12 pcs. Type 9



260-904
DRAIN PLUG
1/2" Sq. Pipe Plug

Std. Pkg. 5 pcs. Type 1



263-710
DRAIN PLUG
1/2-20 Std.

263-816
GASKET
Nylon
9/16 x 13/16 x 0.52

Std. Pkg. 12 pcs. Type 2



263-711
DRAIN PLUG
1/2-20 S.O. Self-Tap

263-816
GASKET
Nylon
9/16 x 13/16 x 0.52

Std. Pkg. 12 pcs. Type 2



263-712
DRAIN PLUG
1/2-20 D.O. Self-Tap

263-817
GASKET
Nylon
5/8 x 15/16 x 0.59

Std. Pkg. 12 pcs. Type 2



263-713
DRAIN PLUG
1/2-20 T.O. Self-Tap

263-817
GASKET
Nylon
5/8 x 15/16 x 0.59

Std. Pkg. 5 pcs. Type 8



263-714
DRAIN PLUG
1/2-20 Magnetic

263-816
GASKET
Nylon
9/16 x 13/16 x 0.52

Std. Pkg. 5 pcs. Type 7



263-715
DRAIN PLUG
1/2-20 D.O. Duo-Drain

263-817
GASKET
Nylon
5/8 x 15/16 x 0.59

Std. Pkg. 5 pcs. Type 7



263-716
DRAIN PLUG
1/2-20 Std. Duo-Drain


263-816
GASKET
Nylon
9/16 x 13/16 x 0.52

Std. Pkg. 5 pcs. Type 6



263-718
DRAIN PLUG
1/2-20 Std. Pilot Pt. with Molded Gasket


Std. Pkg. 5 pcs. Type 3



263-720
DRAIN PLUG
5/8-18 Std.

263-820
GASKET
Nylon
11/16 x 1 x 0.62


Std. Pkg. 5 pcs. Type 3



263-750
DRAIN PLUG
3/4-16 Std.

263-824
GASKET
Nylon
13/16 x 1-1/16 x 0.82


Std. Pkg. 5 pcs. Type 2



263-751
DRAIN PLUG
3/4-16 S.O. Self-Tap

263-824
GASKET
Nylon
13/16 x 1-1/16 x 0.82


Std. Pkg. 5 pcs. Type 1



263-778
DRAIN PLUG
1/2-20 Std.

263-875
GASKET
Rubber/Met.
12mm x 25mm x 0.78

Std. Pkg. 5 pcs. Type 8



263-795
DRAIN PLUG
1/2-20 Magnetic

263-875
GASKET
Rubber/Met.
12mm x 25mm x 0.78

Std. Pkg. 25 pcs.



263-800

DRAIN PLUG GASKET

Fibre 1/2 x 3/4 x 3/32

Std. Pkg. 25 pcs.



263-801

DRAIN PLUG GASKET

Fibre 9/16 x 13/16 x 3/32

Std. Pkg. 25 pcs.



263-802

DRAIN PLUG GASKET

Fibre 5/8 x 7/8 x 3/32

Std. Pkg. 25 pcs.



263-804

DRAIN PLUG GASKET

Fibre 3/4 x 1-1/16 x 3/32

Std. Pkg. 25 pcs.




263-805

DRAIN PLUG GASKET

Fibre 13/16 x 1 x 3/32

Std. Pkg. 25 pcs.



263-807

DRAIN PLUG GASKET

Fibre .920 x 1-1/8 x 3/32

Std. Pkg. 25 pcs.



263-808

DRAIN PLUG GASKET

Fibre 12mm x .748 x 3/32

Std. Pkg. 25 pcs.



263-809

DRAIN PLUG GASKET

Fibre 16mm x 1.062 x 3/32

Std. Pkg. 25 pcs.



263-810

DRAIN PLUG GASKET

Fibre 18mm x 1.062 x 3/32

Std. Pkg. 25 pcs.



263-815

DRAIN PLUG GASKET

Nylon 31/64 x 3/4 x 0.52

Std. Pkg. 25 pcs.



263-816

DRAIN PLUG GASKET

Nylon 9/16 x 13/16 x 0.52

Std. Pkg. 25 pcs.



263-817

DRAIN PLUG GASKET

Nylon 5/8 x 15/16 x 0.59

Std. Pkg. 25 pcs.



263-820

DRAIN PLUG GASKET

Nylon 11/16 x 1 x 0.62

Std. Pkg. 25 pcs.




263-824

DRAIN PLUG GASKET

Nylon 13/16 x 1-1/16 x 0.82

Std. Pkg. 25 pcs.



263-828

DRAIN PLUG GASKET

Nylon 31/64 x 1-1/4 x 0.78

263
Series

papeco® DRAIN AND FILLER GASKETS

JOINTS DE DRAIN ET REMPLISSAGE

Std. Pkg. 25 pcs.



263-844

DRAIN PLUG GASKET

Crush 17/32 x 3/4 x 0.80

Std. Pkg. 25 pcs.



263-851

DRAIN PLUG GASKET

Crush 25/32 x 1 x 0.87

Std. Pkg. 25 pcs.



263-855

DRAIN PLUG GASKET

Copper 31/64 x 3/4 x 0.94

Std. Pkg. 25 pcs.



263-856

DRAIN PLUG GASKET

Copper 19/32 x 13/16 x 0.62

Std. Pkg. 25 pcs.



263-857

DRAIN PLUG GASKET

Copper 5/8 x 1 x 0.62

Std. Pkg. 25 pcs.



263-860

DRAIN PLUG GASKET

Copper 3/4 x 1-1/16 x 0.62

Std. Pkg. 25 pcs.



263-869

DRAIN PLUG GASKET

Alum. 15/32 x 7/8 x 0.80

Std. Pkg. 25 pcs.



263-870

DRAIN PLUG GASKET

Alum. 14mm x 20mm x 0.78

Std. Pkg. 25 pcs.



263-873

DRAIN PLUG GASKET

Alum. 18mm x 26mm x 0.78

Std. Pkg. 25 pcs.



263-874

DRAIN PLUG GASKET

Rubber 12mm x 20mm x 0.102

Std. Pkg. 25 pcs.



263-875

DRAIN PLUG GASKET

Rubber/Met. 12mm x 25mm x 0.78

Std. Pkg. 25 pcs.



263-876

DRAIN PLUG GASKET

Rubber/Met. 17/32 x 31/32 x 0.81

Std. Pkg. 25 pcs.



263-885

DRAIN PLUG GASKET

Synthetic 15/32 x 15/16 x 0.78

Std. Pkg. 5 pcs.

Type **6**




263-908

DRAIN PLUG

M12 x 1.75 Pilot Pt. with Molded Gasket

Std. Pkg. 5 pcs.

Type **1**



263-911

DRAIN PLUG

M12 x 1.75 Std. with Pilot Pt.

263-815

GASKET

Nylon
31/64 x 3/4 x 0.52

Std. Pkg. 5 pcs.

Type **1**



263-912

DRAIN PLUG

M12 x 1.25 Std. with Pilot Pt.

263-816

GASKET

Nylon
9/16 x 13/16 x 0.52

Std. Pkg. 5 pcs.

Type **4**



263-913

DRAIN PLUG

M12 x 1.25 Std.

263-815

GASKET

Nylon
31/64 x 3/4 x 0.52

Std. Pkg. 5 pcs.

Type **4**



263-914

DRAIN PLUG

M14 x 1.5 Std.

263-817

GASKET

Nylon
5/8 x 15/16 x 0.59

Std. Pkg. 5 pcs.

Type **2**



263-915

DRAIN PLUG

M14 x 1.5 S.O. Self-Tap

263-817

GASKET

Nylon
11/16 x 1 x 0.62

Std. Pkg. 5 pcs.

Type **1**



263-917

DRAIN PLUG

M14 x 1.5 Std. with Pilot

263-817

GASKET

Nylon
5/8 x 15/16 x 0.59

Std. Pkg. 5 pcs.

Type **5**



263-919

DRAIN PLUG

M12 x 1.75 Pilot Pt with Inset Gasket

Std. Pkg. 5 pcs.

Type **4**



263-922

DRAIN PLUG

M14 x 1.25 Std.

263-817

GASKET

Nylon
5/8 x 15/16 x 0.59

Std. Pkg. 5 pcs.

Type 6



263-923

DRAIN PLUG

M14 1.5 Pilot Pt. with Molded Gasket

Std. Pkg. 5 pcs.

Type 8



263-924

DRAIN PLUG

M14 x 1.5 Magnetic

263-817

GASKET

Nylon
5/8 x 15/16 x 0.59

Std. Pkg. 5 pcs.

Type 5



263-925

DRAIN PLUG

M14 x 1.5 Pilot Pt with Inset Gasket

Std. Pkg. 5 pcs.

Type 8



263-928

DRAIN PLUG

M18 x 1.5 Std.

263-810

GASKET

Fibre
18mm x 1.062 x 3/32

Std. Pkg. 5 pcs.

Type 8



263-929

DRAIN PLUG

M12 x 1.75 Magnetic Pilot Pt. with Inset Gasket

Std. Pkg. 5 pcs.

Type 4



263-930

DRAIN PLUG

M20 x 1.5 Std.

263-851

GASKET

Crush
25/32 x 1 x 0.87

Std. Pkg. 5 pcs.

Type 3



263-931

DRAIN PLUG

M12 x 1.5 Std.

263-869

GASKET

Alum.
15/32 x 7/8 x 0.80

Std. Pkg. 5 pcs.

Type 5



263-932

DRAIN PLUG

M12 x 1.75 Pilot Pt. with Inset Gasket

Std. Pkg. 5 pcs.

Type 4



263-933

DRAIN PLUG

M12 x 1.25 Std.

263-885

GASKET

Synthetic
15/32 x 15/16 x 0.78

Std. Pkg. 5 pcs.

Type 4



263-934

DRAIN PLUG

M14 x 1.5 Std.

263-870

GASKET

Alum.
14mm x 20mm x 0.78

Std. Pkg. 5 pcs.

Type 1



263-937

DRAIN PLUG

M14 x 1.5 Pilot Pt.

263-876

GASKET

Rubber/Met.
17/32 x 31/32 x 0.81

Std. Pkg. 5 pcs.

Type 4



263-940

DRAIN PLUG

M22 x 1.5 Std.

263-828


GASKET

Nylon
31/64 x 1-1/4 x 0.78

BOUCHONS DE DRAIN ET REMPLISSAGE

Std. Pkg. 5 pcs.

Type 1



263-942

DRAIN PLUG

M12 x 1.25 Pilot Pt.


263-869

GASKET

Alum.
15/32 x 7/8 x 0.80

Std. Pkg. 5 pcs.

Type 1



263-944

DRAIN PLUG

M12 x 1.75 Pilot Pt.


263-875

GASKET

Rubber/Met.
12mm x 25mm x 0.78

Std. Pkg. 5 pcs.

Type 2



263-945

DRAIN PLUG

M12 x 1.75 S.O. Self-Tap

263-876

GASKET

Rubber/Met.
17/32 x 31/32 x 0.81

Std. Pkg. 5 pcs.

Type 1



263-947

DRAIN PLUG

M14 x 1.5 Pilot Pt.

263-856

GASKET

Copper
19/32 x 13/16 x 0.62

Std. Pkg. 5 pcs.

Type 5




263-950

DRAIN PLUG

M14 x 1.5 Std. with Inset Gasket

Std. Pkg. 5 pcs.

Type 4



263-954

DRAIN PLUG

M14 x 1.5 Std.


263-856

GASKET

Copper
19/32 x 13/16 x 0.62

Std. Pkg. 5 pcs.

Type 5



263-958

DRAIN PLUG

M14 x 1.5 Pilot Pt. with Inset Gasket

Std. Pkg. 5 pcs.

Type 3



263-960

DRAIN PLUG

M14 x 1.5 Std.

263-870

GASKET

Alum.
14mm x 20mm x 0.78

Std. Pkg. 5 pcs.

Type 6A




263-971

DRAIN PLUG

M 14 x 1.5 Pilot Pt. with Floating Washer

Std. Pkg. 5 pcs.

Type 4



263-974

DRAIN PLUG

M14 x 1.5 Std.


263-844

GASKET

Crush
17/32 x 3/4 x 0.80

Std. Pkg. 5 pcs.

Type 4



263-984

DRAIN PLUG

M14 x 1.5 Std.

263-817

GASKET

Rubber/Met.
17/32 x 31/32 x 0.81

Std. Pkg. 3 pcs.



263-990

DRAIN PLUG

UNIV. 1/2-3/4, 12-18 mm

see page 3
for more details

Other product catalogues available . . .

NEW
papeco® **Automotive and Industrial Fasteners No. 415**

Automotive Aftermarket and Industrial Fasteners in Inch and Metric

- Cap Screws • Nuts • Washers • Screws
- Body shop Fasteners
- Wheel Parts • Brake lines
- Battery Parts • Grease Fittings
- Merchandisers and Kits included

papeco® **Body Shop Fasteners No. BSF-712**

Standard Steel Fasteners in Inch and Metric

- Body Bolts • Nuts • Clips
- Reveal Windshield Retainers
- Moulding Clips
- Trim Screws
- Domestic and Import coverage

Dominion **Fluid Flow Components No. 6003**

Fluid Flow Brass & Steel Fittings

- Compression • Flare
- Pipes • Valves
- Hose and Tubing
- Gas regulators, valves and assemblies
- Merchandisers and Kits included

papecoFlex **Brake Lines No. BL107**

- Steel Brake Lines & Fittings
- Poly-V Brake Line
- 'No Tools Required' Fuel Line Repair
- Coolant & Transmission Fittings
- Merchandisers and Kits included

papeco® **Expansion Plugs No. EP410**

- Standard, Cup and Shallow Cup Types
- Inch and Metric sizes
- Complete coverage for most Domestic and Import engines
- Merchandisers and Kits included

NEW
papeco® **Wheel Parts No. WP516**

For Passenger Car and Light Truck

- Wheel Nuts
- Wheel Bolts
- Wheel Studs
- Wheel Spindle and Axle Nuts

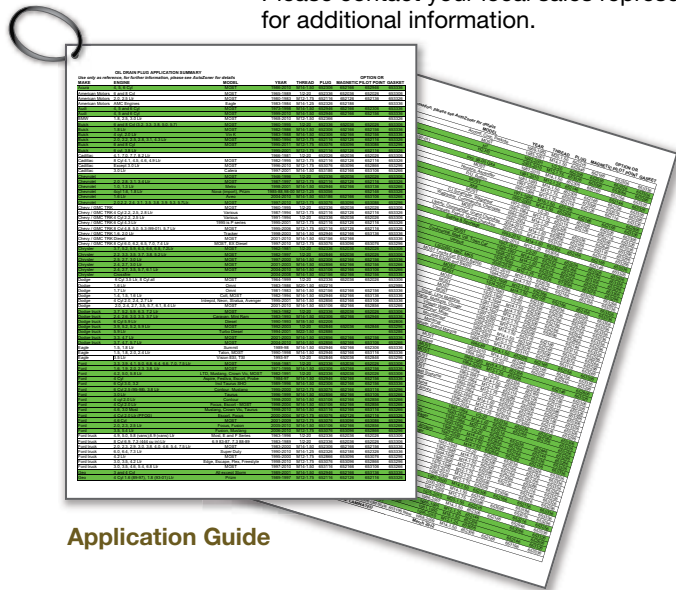


Needa? OIL DRAIN PLUGS AND GASKETS MERCHANDISER

PRÉSENTOIR DE BOUCHONS DE VIDANGE ET JOINTS

No. 998651

- 42 SKUs of the best plugs and gaskets for domestic and import vehicles.
- Prepack includes 84 clamshells.
- Planogram space specifications: 11 inches wide x 24 inches tall.
- 42 peg hooks included.
- Merchandise on standard peg board.
- Products include merchandise location code.
- Laminated hanging application guide included.
- Please contact your local sales representative for additional information.



Application Guide



OIL DRAIN PLUGS AND GASKETS MERCHANDISER							
Part No.	Size	Description	Qty	Part No.	Size	Standard	Qty
400804	3/8	Square Pipe Plug	2	652326	M14 x 1.25	Standard	2
400814	1/2	Square Pipe Plug	2	652306	M14 x 1.50	Standard (0.62" shank)	2
652006	1/2	Universal Rubber Plug	2	652946	M14 x 1.50	Standard (0.43" shank)	2
652016	5/8	Universal Rubber Plug	2	652176	M14 x 1.50 S.O.	Single Oversize	2
652026	1/2-20	Standard (0.85" shank)	2	652156	M14 x 1.50	Standard Pilot Point	2
652336	1/2-20	Standard (0.5" shank)	2	653106	M14 x 1.50	Standard Pilot Point w/Inset Gasket (0.71" shank)	2
652846	1/2-20	Standard Pilot Point w/Inset Gasket	2	653116	M14 x 1.50	Standard Pilot Point w/Inset Gasket (0.75" shank)	2
652036	1/2-20	Magnetic Standard	2	652856	M14 x 1.50	Standard Pilot Point w/Inset Gasket (0.67" shank)	2
652046	1/2-20 S.O.	Self-Tap Single Oversize	2	652166	M14 x 1.50	Magnetic Standard	2
652056	1/2-20 S.O.	Magnetic Single Oversize	2	653136	M14 x 1.50	Standard (Easy Seal)	2
652066	1/2-20 D.O.S.	Self-Tap Double Oversize	2	652206	M18 x 1.50	Standard	2
652933	3/4	Rubber Differential Plug	2	652886	M22 x 1.50	Standard	2
653056	M12 x 1.25	Standard	2	653016	12mm	Nylon	2
652116	M12 x 1.75	Standard Pilot Point	2	653296	12mm	Rubber	2
653076	M12 x 1.75	Standard Pilot Point w/Inset Gasket (0.95" shank)	2	652806	M12-M18	Fiber Assortment	2
652866	M12 x 1.75	Standard Pilot Point w/Inset Gasket (0.68" shank)	2	652816	M12-M16	Copper Assortment	2
653086	M12 x 1.75	Standard Pilot Point w/Inset Gasket (0.95" shank)	2	653306	1/2"	Gasket Assortment	2
652126	M12 x 1.75	Magnetic Standard	2	653316	1/2" O.S.	Gasket Assortment	2
653096	M12 x 1.75	Magnetic Standard w/Pilot Point & Inset Gasket	2	653326	M12	Gasket Assortment	2
652136	M12 x 1.75	Self-Tap Single Oversize	2	653336	M14	Gasket Assortment	2
652146	M12 x 1.25	Standard Pilot Point	2	653346	M18-M22	Gasket Assortment	2