

**INDEX**

Allis Chalmers - Mufflers .....	13-7 to 13-8	Light	
Bluebright - Lamps .....	13-3	Flashing .....	13-4
British Leyland - Mufflers .....	13-9	LED .....	13-4 to 13-5
Case - Mufflers .....	13-9 to 13-11	Porch Utility .....	13-6
Chevrolet - Mufflers .....	13-32	Warning .....	13-4
Clamp Display .....	13-6	Marker - Clearance .....	13-6
Clamp - Kit .....	13-34, 13-36	Massey - Mufflers .....	13-24 to 13-28
Clearance - Marker .....	13-6	Meters	
Cockshutt - Mufflers .....	13-11	Diochron .....	13-3
David Brown - Mufflers .....	13-11	Hobbs .....	13-3
Diochron - Meters .....	13-3	Hour .....	13-3
Displays		Minneapolis Moline - Mufflers .....	13-28
Muffler Clamps .....	13-6	Muffler	
Rain Caps .....	13-6	Allis Chalmers .....	13-7 to 13-8
Easy Seal Exhaust Connection .....	13-36	British Leyland .....	13-9
Exhaust Extenders - Mufflers .....	13-35	Case .....	13-9 to 13-11
Flashing - Light .....	13-4 to 13-5	Chevrolet .....	13-32
Ford - Mufflers .....	13-16 to 13-21, 13-32	Clamps .....	13-34
GMC - Mufflers .....	13-33	Clamps - Displays .....	13-6
Halogen - Lamps .....	13-1 to 13-4	Cockshutt .....	13-11
HID - Light .....	13-5	David Brown .....	13-11
Hobbs		Exhaust Extenders .....	13-35
Lamps .....	13-1 to 13-3	Ford .....	13-16 to 13-20, 13-32
Meters .....	13-3	GMC .....	13-33
Hour - Meters .....	13-3	International .....	13-21 to 13-24, 13-33
International - Mufflers .....	13-21 to 13-24, 13-33	John Deere .....	13-12 to 13-16
John Deere - Mufflers .....	13-12 to 13-16	Kubota .....	13-24
Kit - Clamp .....	13-34	Massey .....	13-24 to 13-28
Kubota - Mufflers .....	13-24	Minneapolis Moline .....	13-28
Lamps		New Holland .....	13-16 to 13-21
3 x 5 Rectangular .....	13-2, 13-4	Oliver .....	13-29
4 x 6 Rectangular .....	13-2 to 13-4	Rain Caps .....	13-35
5" Round .....	13-4	Steiger .....	13-30
5" x 7" Rectangular .....	13-4	Truck .....	13-32 to 13-34
Bluebright .....	13-3	Versatile .....	13-30
Halogen .....	13-1 to 13-4	White .....	13-30 to 13-31
Hobbs .....	13-1 to 13-3	Wisconsin .....	13-31
Tractor .....	13-1 to 13-5	Yanmar .....	13-31
Utility .....	13-5	New Holland - Mufflers .....	13-16 to 13-21
LED - Light .....	13-4 to 13-5	Oliver - Mufflers .....	13-29

# INDEX

Pipes - Straight ..... 13-35

Porch Utility - Light ..... 13-6

Rain Caps

    Displays ..... 13-6

    Mufflers..... 13-35

Replacement - Seal Beam..... 13-2, 13-5

RV Exterior Light ..... 13-6

Seal Beam - Replacement..... 13-2, 13-5

Steiger - Mufflers ..... 13-30

Straight - Pipes ..... 13-35

Trailer Clearance Lamp ..... 13-6

Truck - Mufflers..... 13-32 to 13-34

Versatile - Mufflers..... 13-30

Warning - Light..... 13-4

White - Mufflers..... 13-30 to 13-31

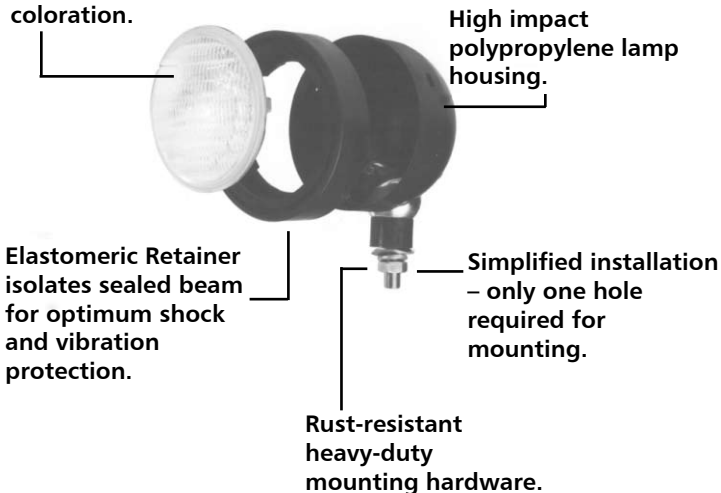
Wisconsin - Mufflers ..... 13-31

Yanmar - Mufflers..... 13-31

**HOBBS HALOGEN LAMPS**

**Round Halogen Lamp**

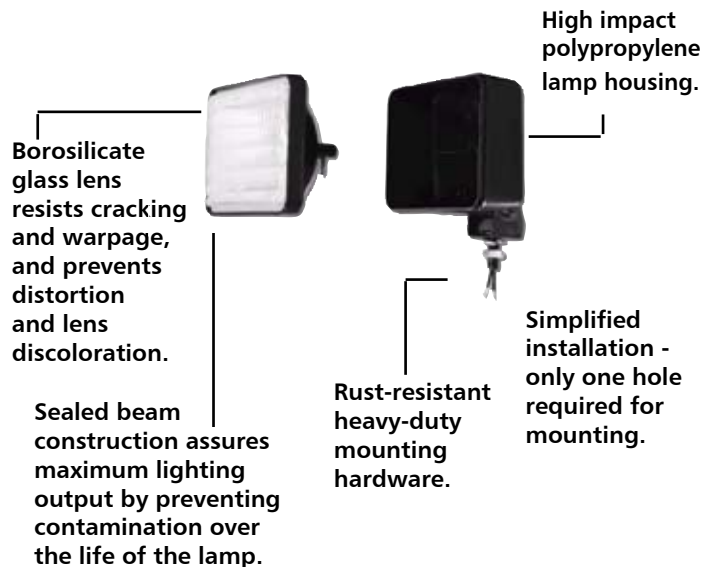
Borosilicate glass lens resists cracking and warpage, and prevents distortion and lens coloration.



**OUT PERFORMS THE COMPETITION IN EIGHT STANDARD TESTS!**

TEST	TYPICAL IMPORTED WILL FIT COMPETITOR	HOBBS (MADE IN USA)
• 96 hour salt spray per astm b117-73	• Bracket and bolt rusted. Inside of lamp fogged.	<b>UNAFFECTED!</b>
• Water immersion (soak 5 minutes in each of two axis)	• Filled with water within 1 minute, rusted and corroded.	<b>UNAFFECTED!</b>
• High pressure spray (1200 psi for 1 minute, 45° above and below horizontal axis)	• Inside of lamp filled with cleaner.	<b>UNAFFECTED!</b>
• Dust chamber (24 hours Arizona coarse dust)	• Dust inside of lamp.	<b>UNAFFECTED!</b>
• 450 hour vibration (5 g's peak)	• Bracket replaced twice due to breakage. • Failures also include burnout ≤300 hours	<b>UNAFFECTED!</b>
• 14 volt dc steady burn, average life of 6 test samples	• 360 average hours	<b>940 average hours</b>
• B50 Life*	• 250 hours	<b>950 hours</b>
• B10 Life*	• 93 hours	<b>730 hours</b>

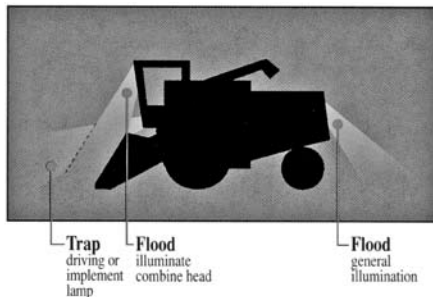
**Rectangular Halogen Lamp**



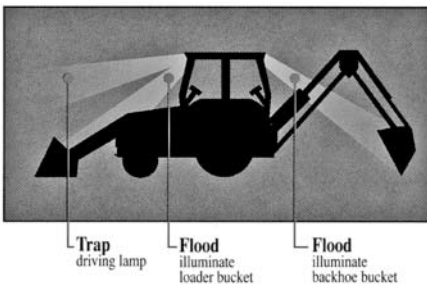
\*B10 Life and B50 Life are reliability statements which are used to predict failures. Simply put, a number of samples of a particular product are tested, and the hours of failure recorded and plotted on a chart (Weibull Curve). B10 Life means that 10% of the samples failed at the hours indicated. Similarly, B50 Life means that 50% of the samples failed within the hours indicated. The assumption is made that these percentages/hours directly relate to all the units operating in the field. Example: B10 Life of a particular model of competitor's lamp is 93 hours. It is assumed that 10% of all the same model of lamp working in the field will fail at or before 93 hours.



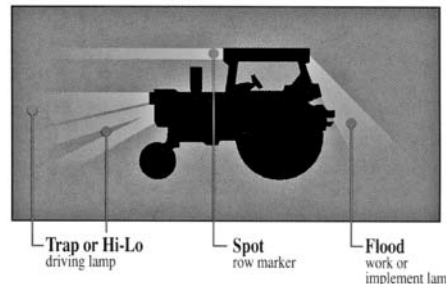
**Combine Application**



**Backhoe Application**



**Tractor Application**




## HOBBS HALOGEN LAMPS

### 24 Volt RowBrite Rectangular 4 x 6 Lamp Unit

PART NO.	BEAM PATTERN	VOLTAGE	CURRENT
LIG 72540-50	Wide Flood	24V 60W	2.5 Amp
LIG 72542-50	Trapezoid	24V 60W	2.5 Amp
LIG 72544-50	Spot	24V 60W	2.5 Amp

### Replacement Sealed Beams

PART NO.	BEAM PATTERN	VOLTAGE	CURRENT
LIG 72541-50	Wide Flood	24V 60W	2.5 Amp
LIG 72543-50	Trapezoid	24V 60W	2.5 Amp
LIG 72545-50	Spot	24V 60W	2.5 Amp



Swivel Mount



Replacement Sealed Beam



### 12 Volt RowBrite Rectangular 4 x 6 Lamp Unit

PART NO.	BEAM PATTERN	VOLTAGE	CURRENT
LIG 71898-50	Wide Flood	12V 50W	2.5 Amp
LIG 71915-50	Trapezoid	12V 50W	2.5 Amp
LIG 71902-50	Spot	12V 50W	2.5 Amp

### Replacement Sealed Beams

PART NO.	BEAM PATTERN	VOLTAGE	CURRENT
LIG 71017-50	Wide Flood	12V 50W	4 Amp
LIG 71792-50	Trapezoid	12V 50W	4 Amp
LIG 71794-50	Spot	12V 50W	4 Amp

### 12 Volt RowBrite Rectangular 3 x 5 Lamp Unit


PART NO.	BEAM PATTERN	VOLTAGE	CURRENT
LIG 73761-50	Wide Flood	12V 50W	4 Amp
LIG 73763-50	Trapezoid	12V 50W	4 Amp
LIG 73764-50	Spot	12V 50W	4 Amp
LIG 77861-49	Flood (with built in toggle switch)	12V 50W	4 Amp

### Replacement Sealed Beams

PART NO.	BEAM PATTERN	VOLTAGE	CURRENT
LIG 72408-50	Wide Flood	12V 50W	4 Amp
LIG 72801-50	Trapezoid	12V 50W	4 Amp
LIG 73804-50	Spot	12V 50W	4 Amp



Swivel Mount



Replacement Sealed Beam



### 12 Volt RowBrite Round Shell Lamp Unit


PART NO.	BEAM PATTERN	VOLTAGE	CURRENT
LIG 73468-50	Wide Flood	12V 50W	4 Amp
LIG 73469-50	Trapezoid	12V 50W	4 Amp

### Replacement Sealed Beams


PART NO.	BEAM PATTERN	VOLTAGE	CURRENT
LIG 70510-50	Wide Flood	12V 50W	4 Amp
LIG 70729-50	Trapezoid	12V 50W	4 Amp



Swivel Mount



Replacement Sealed Beam



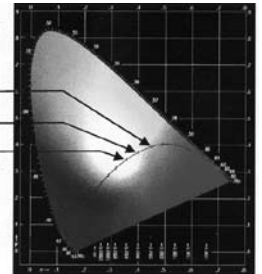
## HOBBS HALOGEN LAMPS

**New** from **Honeywell  
Hobbs**



● High Performance 4x6 Halogen Work Lamp

Chromaticity Values:	
Incandescent	2500° K
Halogen	3200° K
BlueBright	3600° K



- High Performance 4 x 6 Halogen Work Lamp.
- Higher Lumen output than conventional Halogen Lamps.
- 12 Volt, 65 Watt, 5.4 Amps.
- Operates Nearer to the "Blue" side of the light spectrum.
- Improves peripheral visibility in low ambient light conditions.

LAMP PART NO.	BEAM PATTERN	REPLACEMENT SEALED BEAM
LIG 87022-22	Flood	LIG 87029-52
LIG 87023-22	Spot	LIG 87031-52
LIG 87024-22	Trapezoid	LIG 87030-52

## HOBBS DIOCHRON HOUR METERS

- Quartz accuracy:  $\pm 0.02\%$  ( $\pm 200$  ppm).
- Sealed, shock-resistant case.
- Run indicator.
- Voltage range: 10 to 80 Vdc.
- Temperature range: -40°F to 185°F.
- Numerical size: 0.12"
- UL recognized.
- CSA certified.
- Polycarbonate case and lens.
- 1/4" blade terminals.



LAMP PART NO.	DESCRIPTION
LIG 82041-7	Retainer Mount 10-80
LIG 82014-77	2 Screw Rectangular Mount 10-80 Vdc
LIG 82051-75	2 Screw Round Mount 10-80 Vdc

## HALOGEN LIGHTS

### Halogen Flood Pattern Lamp



PART NO.	DESCRIPTION
LIG 30305	12V 55W Uses replaceable H3 bulbs 3" x 5"

### Halogen Trapezoidal Pattern Lamp



PART NO.	DESCRIPTION
LIG 30306	12V 55W Uses replaceable H3 bulbs 3" x 5"

### Halogen Flood Pattern Lamp



PART NO.	DESCRIPTION
LIG 307001	12V 55W Uses replaceable H3 bulbs 5" x 7"

### Halogen Flood Pattern Lamp



PART NO.	DESCRIPTION
LIG 63511	12V 55W Uses replaceable H3 Halogen bulbs Rubber plug on back of lamp makes changing bulbs very easy. 5" x 5"

### Replacement Bulb



PART NO.	DESCRIPTION
LIG H3	GE Make

### Halogen Flood and Spot Light



PART NO.	DESCRIPTION
LIG AG4620	4" x 6" dual H3, 12V, Halogen flood and spot light. High impact ABS housing c/w mounting bracket. Uses H3, 55W bulbs.

## LED LIGHTS



PART NO.	DESCRIPTION
LIG E420AM	Battery operated LED warning light, amber. 4" high x 4 3/4" base. On/off switch and magnetic base. Single flash and 4 diodes. Uses 2 AA batteries (not included.)



PART NO.	DESCRIPTION
LIG E480AM	Battery operated LED rotating light, amber. 5" high x 4 3/4" base. On/off switch and magnetic base. Quad flash and 20 diodes. Uses 4 AA batteries (not included.)

## RUBBER TRACTOR & UTILITY LAMP

Shock-absorbing weatherproof body can't rust, corrode, dent, or scratch. Exhaustively salt-spray tested, vibration-tested at 2 G's - 15 G's. Cushions sealed beam from shock vibration. Fully adjustable bracket mounts easily and firmly on virtually any contour. Designed for versatile applications such as utility, fifth wheel back-up, tractor, or off-road vehicle lamp.

PART NO.	DESCRIPTION
LIG 64931	12V Lamp with 4411 sealed beam
LIG H64931	12V Lamp with H7606 sealed beam, xtra white
LIG 4411	Replacement sealed beam (for LIG 64931)
LIG H7606	Replacement Halogen sealed beam (for LIG H64931)



## HALOGEN REPLACEMENT SEAL BEAMS

### Halogen Flood Pattern

PART NO.	DESCRIPTION
LIG H7606	12V 55W - HALOGEN Dual Terminal - screw or slip-on. Fits any standard 5" Par 36 housing. Provides Xtra white and brighter light. Use on LIG H64931



## LED LOAD LIGHT - BATTERY OPERATED

- Designed for heavy duty usage. Fitted into heavy duty rubber housing for maximum protection from the elements and comes complete with longer bracket and strong magnetic mounting.
- Specially designed heavy duty housing.
- LED 12-diode design provides much longer battery life.
- Heavy duty switch on front of lens provides convenient use.
- Uses four AA batteries for "Cableless" operation.
- Our tests indicate over 100 hours of battery life.
- Designed to attach to magnetic surface on long or wide load applications.



• Each bracket comes with 2 "Super" magnets.

PART NO.	DESCRIPTION
MIS 504L55AMB	Yellow
MIS 504L55MB	Red

## HIGH INTENSITY DISCHARGE LAMPS

### HID Spot and Flood Lamps

#### Spot and Flood Lamp Assembly

- HID Sealed beam in black rubber-like housing.
- 12V ballast with mounting bracket & wiring.
- Zinc plated mounting hardware - stud size: 1/2"

Lamp dimension: 7 1/2" L x 6" H x 5" D

Specifications: 12 Volt/35 Watts

Pattern: spot & flood

Rubber-like housings are shock absorbing and UV resistant. Able to withstand harsh road contaminants.

- High intensity discharge.
- Gives out white light which is close to natural light and easy on operators' eyes.
- Low amp draw (3 amps).
- Long life lamps.
- 200,000 candlepower spot with excellent penetration.
- 60,000 candlepower on flood.
- Available in black rubber-like resin housings.
- Light is 3-4 times brighter than halogen.



PART NO.	DESCRIPTION
MIS HID5071	Spot 12V
MIS HID5072	Flood 12V
MIS HID5071-24	Spot 24V
MIS HID5072-24	Flood 24V



PART NO.	DESCRIPTION
MIS SB7935HID-S	Replacement HID Spot Sealed Beam
MIS SB7955HID-S	Replacement HID Flood Sealed Beam
MIS HID5050	12V Ballast w/mounting bracket

## CLEARANCE/MARKER LAMPS

### Duramold 2-Bulb Square Corner

Featuring new "scalloped dip" lens. Low profile. Two stainless steel grounds, corrosion-proof, shock absorbing DURAMOLD. Attached pigtail, 12V. Interchanges with Signal-stat 1211, 1213. Lens interchanges with Signal-stat 9007.



PART NO.	DESCRIPTION
LIG 46792	Red Clearance Marker
LIG 46793	Yellow Clearance Marker
LIG 91963	Yellow Replacement Lens

### 12V Porch Utility Light

PART NO.	DESCRIPTION
LIG 2510	Interior/Exterior Dome/Utility Light with on/off switch 12V 2 1/2" x 4 1/2"



## DISPLAYS



PART NO.  
MUF MC100

QTY.	INCLUDES	SIZE
6	MUF MC112	1 1/2"
6	MUF MC134	1 3/4"
6	MUF MC178	1 7/8"
10	MUF MC200	2"
10	MUF MC214	2 1/4"
10	MUF MC212	2 1/2"
10	MUF MC234	2 3/4"
6	MUF MC300	3"
6	MUF MC312	3 1/2"
4	MUF MC400	4"
4	MUF MC500	5"



PART NO.  
MUF RC100

QTY.	INCLUDES	SIZE
2	MUF RC0	1 1/2"
2	MUF RC1	1 3/4"
2	MUF RC2	2"
2	MUF RC3	2 1/2"
2	MUF RC4	3"
2	MUF RC5	2 1/4"
2	MUF RC7	2 3/4"
2	MUF RC8	3 1/2"
2	MUF RC9	4"
2	MUF RC10	4 1/2"
2	MUF RC11	5"



**MUFFLERS**

**Allis-Chalmers Tractors**










PART NO.	FOR MODELS	SPECS.
<b>MUF AC1</b>  Replaces <b>70210081</b> Inlet Clamp: <b>MC112</b> Rain Cap: <b>RC0</b>	B, C, CA (exc. low octane engine) (1938-1957) - long muffler. (Vertical round body)	Weight: 5 lbs. Length: 29" Outlet O.D.: 1 1/2" Outlet Length: 9 1/4" Shell Length: 12 3/4" Inlet I.D.: 1 3/8" Inlet Length: 7" Shell Diameter: 3 1/4"
<b>MUF AC2</b>  Replaces <b>70219534</b> Inlet Clamp: <b>MC158</b> Rain Cap: <b>RC1</b>	WD, (Gas) (1948-53) (Vertical round body)	Weight: 5 lbs. Length: 29" Outlet O.D.: 1 3/4" Outlet Length: 10 1/4" Shell Length: 16 1/2" Inlet I.D.: 1 5/8" Inlet Length: 2 1/4" Shell Diameter: 3 1/4"
<b>MUF AC3</b>  Replaces <b>70233450</b> <b>70227240</b> Inlet Clamp: n/a Rain Cap: <b>RC0</b>	B, C, CA (1938-1957)-thru hood. D10, D12, D14, D15 (Gas)-(to s/n 9001). Note: Includes brackets, (1)-to head bolt, (1) to manifold. (Vertical round body)	Weight: 5 lbs. Length: 29" Outlet O.D.: 1 1/2" Outlet Length: 10" Shell Length: 16 1/2" Inlet I.D.: 1 3/8" Inlet Length: 2 1/2" Shell Diameter: 3 1/4"
<b>MUF AC4</b>  Replaces <b>70229531</b> Inlet Clamp: n/a Rain Cap: <b>RC1</b>	WD45(Gas) (1953-1957), W226 & G226 D17 (Gas & LP)-(to s/n 32000), Model CP 2 Cotton Picker (D-17 engine). Note: Includes brackets-(1) to head bolt. & (1) to manifold. (Vertical round body)	Weight: 7 lbs. Length: 29" Outlet O.D.: 1 3/4" Outlet Length: 10" Shell Length: 16 1/2" Inlet I.D.: 1 5/8" Inlet Length: 2 1/2" Shell Diameter: 3 1/4"
<b>MUF AC5</b>  Replaces <b>70234494</b> Inlet Clamp: <b>MC200</b> Rain Cap: <b>RC2</b>	D17 (Gas & LP)-(s/n 32001-42000), D (Gas) combine, Model 2CP Cotton Picker (has different engine than D-17 engine) (Vertical round body)	Weight: 6 lbs. Length: 29" Outlet O.D.: 2" Outlet Length: 9 1/4" Shell Length: 17" Inlet I.D.: 1 15/16" Inlet Length: 2 3/4" Shell Diameter: 4 1/4"
<b>MUF AC6</b>  Replaces <b>70234493</b> Inlet Clamp: n/a Rain Cap: <b>RC5</b>	D15 (Diesel)- (to s/n 9001), D17 (Diesel)- (to s/n 38964). Note: Base Plate 3" x 4 1/8" (Vertical round body)	Weight: 5 lbs. Length: 26" Outlet O.D.: 2 1/4" Outlet Length: 6 1/2" Shell Length: 16 1/2" Inlet I.D.: B. Plate Inlet Length: 3" Shell Diameter: 3 1/4"
<b>MUF AC7</b>  Replaces <b>70246129</b> Inlet Clamp: <b>MC200</b> Rain Cap: <b>RC2</b>	D17, Gas, (s/n 42001 & up), 707 (Vertical oval body)	Weight: 7 lbs. Length: 29" Outlet O.D.: 2" Outlet Length: 8" Shell Length: 16 1/4" Inlet I.D.: 1 15/16" Inlet Length: 4 3/4" Shell Diameter: 4 1/2" x 9"
<b>MUF AC8</b>  Replaces <b>70246130</b> Inlet Clamp: <b>MC212</b> Rain Cap: <b>RC2</b>	D19 (Gas) (1961-1963), 616 & 622; 801 & 802 cotton picker models (Vertical oval body)	Weight: 7 lbs. Length: 27" Outlet O.D.: 2" Outlet Length: 7 3/4" Shell Length: 16 1/2" Inlet I.D.: 2 3/8" Inlet Length: 2 3/4" Shell Diameter: 4 1/2" x 9"
<b>MUF AC9</b>  Replaces <b>70237811</b> Inlet Clamp: <b>MC134</b> Rain Cap: <b>RC1</b>	D15 Gas, (s/n 9001 & up) (Vertical oval body)	Weight: 8 lbs. Length: 27" Outlet O.D.: 1 3/4" Outlet Length: 12 1/2" Shell Length: 12 1/2" Inlet I.D.: 1 3/4" Inlet Length: 3 1/4" Shell Diameter: 4 1/2" x 9"

**Allis-Chalmers Tractors**









PART NO.	FOR MODELS	SPECS.
<b>MUF AC10</b>  Replaces <b>70237290</b> Inlet Clamp: <b>MC212</b> Rain Cap: <b>RC2</b>	D15 (Diesel)-(s/n 9001 & up), D17 (Diesel)- (s/n 38964 & up) (1960-1967) (Vertical oval body)	Weight: 8 lbs. Length: 27" Outlet O.D.: 2" Outlet Length: 8" Shell Length: 16" Inlet I.D.: 2 3/8" Inlet Length: 3" Shell Diameter: 3 1/2" x 7"
<b>MUF AC11</b>  Replaces <b>70249324</b> Inlet Clamp: <b>MC200</b> Rain Cap: <b>RC2</b>	170 & 175 (Gas)-(1968-1980) (Vertical oval body)	Weight: 8 lbs. Length: 34" Outlet O.D.: 2" Outlet Length: 14" Shell Length: 16 1/2" Inlet I.D.: 1 15/16" Inlet Length: 3 1/2" Shell Diameter: 4 1/4" x 9"
<b>MUF AC12</b>  Replaces <b>70248883</b> Inlet Clamp: <b>MC212</b> Rain Cap: <b>RC2</b>	180 (Gas & Diesel) & 185 (Diesel) (1968-1981) (Vertical oval body)	Weight: 11 lbs. Length: 34" Outlet O.D.: 2" Outlet Length: 15" Shell Length: 16 1/4" Inlet I.D.: 2 3/8" Inlet Length: 2 3/4" Shell Diameter: 4 1/4" x 9"
<b>MUF AC13</b>  Replaces <b>70250049</b> Inlet Clamp: <b>MC212</b> Rain Cap: <b>RC5</b>	170 & 175 (Diesel) (1968-1980), 180 (Gas) (1968-1973) (Vertical oval body)	Weight: 8 lbs. Length: 34" Outlet O.D.: 2 1/4" Outlet Length: 15" Shell Length: 16 1/4" Inlet I.D.: 2 3/8" Inlet Length: 2 3/4" Shell Diameter: 4 1/4" x 9"
<b>MUF AC14</b>  Replaces <b>70250632</b> Inlet Clamp: <b>MC212</b> Rain Cap: <b>RC3</b>	190 (Gas) (s/n 19001 & up) (1968-1973) (Vertical round body)	Weight: 12 lbs. Length: 50" Outlet O.D.: 2 1/2" Outlet Length: 18 1/2" Shell Length: 28 1/2" Inlet I.D.: 2 3/8" Inlet Length: 3" Shell Diameter: 5"
<b>MUF AC15</b>  Replaces <b>70244555</b> Inlet Clamp: <b>MC300</b> Rain Cap: <b>RC4</b>	D21 (Diesel)-(1963-1969), 190 (Gas)-(see AC-18 muffler), 190 XT (Diesel) (1964-1973), D (Diesel Combine).	Weight: 5 lbs. Length: 40" Outlet O.D.: 3" Outlet Length: n/a Shell Length: n/a Inlet I.D.: 3" Inlet Length: n/a Shell Diameter:
<b>MUF AC16</b>  Replaces <b>70253660</b> Inlet Clamp: <b>MC300</b> Rain Cap: <b>RC4</b>	190 XT, 200 (early), 210 & 220 (Diesel) (1964-1973). (Vertical round body)	Weight: 13 lbs. Length: 40" Outlet O.D.: 3" Outlet Length: 7" Shell Length: 28 1/2" Inlet I.D.: 3" Inlet Length: 4 1/2" Shell Diameter: 5"
<b>MUF AC17</b>  Replaces <b>70242070</b> Inlet Clamp: <b>MC112</b> Rain Cap: <b>RC0</b>	D10, D12 (Gas)- (s/n 9001 & up) (Vertical oval body)	Weight: 7 lbs. Length: 33 1/4" Outlet O.D.: 1 1/2" Outlet Length: 13 1/2" Shell Length: 16 1/4" Inlet I.D.: 1 3/8" Inlet Length: 7/8" Shell Diameter: 3 1/4" x 7"
<b>MUF AC18</b>  Replaces <b>70243283</b> Inlet Clamp: <b>MC212</b> Outlet Clamp: <b>MC300</b>	190 (Gas & Diesel)- to s/n 19000- (1964-68). Note: See AC15 for extension pipe. (Horizontal-round body)	Weight: 10 lbs. Length: 18" Outlet O.D.: 2 3/4" Outlet Length: 2 3/4" Shell Length: 18" Inlet I.D.: 2 7/8" Inlet Length: 2" Shell Diameter: 6"
<b>MUF AC19</b>  Replaces <b>70207310</b> Inlet Clamp: <b>MC134</b> Rain Cap: <b>RC1</b>	160 (Perkins Diesel)-(1968-1973) 6040 (Diesel) (1980-1982) (Vertical round body)	Weight: 5 lbs. Length: 35" Outlet O.D.: 1 3/4" Outlet Length: 12 3/4" Shell Length: 19 3/4" Inlet I.D.: 1 11/16" Inlet Length: 2 1/2" Shell Diameter: 4 1/4"

## MUFFLERS

## Allis-Chalmers Tractors

PART NO.	FOR MODELS	SPECS.
<b>MUF AC20</b>  Replaces <b>70268785</b> <b>70261975</b> Inlet Clamp: MC300 Rain Cap: RC4	7000 (s/n 8553 & UP), 7010, 7020, 7030, 7040, 7045, 7050 & 7060 (all diesel)-(1979-1981) (Vertical oval body) 	Weight: 17 lbs. Length: 48" Outlet O.D.: 3" Outlet Length: 11 3/4" Shell Length: 32 1/4" Inlet I.D.: 3" Inlet Length: 4" Shell Diameter: 6" x 10"
<b>MUF AC21</b>  Replaces <b>70269031</b> Inlet Clamp: MC400 Rain Cap: RC9	7080 & 7580 (diesel)-(1979-1981) Note: Muffler has straight aspirator tube. (Vertical oval body) 	Weight: 25 lbs. Length: 49" Outlet O.D.: 4" Outlet Length: 26" Shell Length: 18" Inlet I.D.: 4" Inlet Length: 5" Shell Diameter: 6" x 10"
<b>MUF AC22</b>  Replaces <b>70271755</b> Inlet Clamp: MC300 Rain Cap: RC4	200 (late), 7000 (to s/n 8553) (Diesel), 190 Diesel Turbo (Vertical round body) 	Weight: 16 lbs. Length: 48" Outlet O.D.: 3" Outlet Length: 12" Shell Length: 32 1/2" Inlet I.D.: 3" Inlet Length: 3 1/2" Shell Diameter: 5 1/2"
<b>MUF AC23</b>  Replaces <b>70210081</b> Inlet Clamp: MC112	B, C & CA (38-57) underhood muffler (Vertical oval body) 	Weight: 3 lbs. Length: 9" Outlet O.D.: Bent pipe Outlet Length: 3 3/4" Shell Length: 4 1/4" Inlet I.D.: 1 3/8" Inlet Length: 1" Shell Diameter: 4 1/2" x 9"
<b>MUF AC24</b>  Replaces <b>70259460</b> Inlet Clamp: MC400 Rain Cap: RC9	8550 (1978-1981)- 4WD articulated. 4WD-305 (1982)- 4WD articulated. Note: 2 required per tractor. Also, muffler has bent aspirator tube. (Vertical oval body) 	Weight: 26 lbs. Length: 44 1/4" Outlet O.D.: 4" Outlet Length: 22 3/4" Shell Length: 18 1/4" Inlet I.D.: 4" Inlet Length: 3 1/4" Shell Diameter: 6 1/2" x 10 1/2"
<b>MUF AC25</b>  Replaces <b>70263428</b> Inlet Clamp: MC300 Rain Cap: RC4	6060,6070,6080 (1980-1982) Note: Including low clearance models. (Vertical oval body) 	Weight: 15 lbs. Length: 46" Outlet O.D.: 3" Outlet Length: 24 1/2" Shell Length: 18 1/4" Inlet I.D.: 3" Inlet Length: 3" Shell Diameter: 4 1/2" x 9"
<b>MUF AC26</b>  Replaces <b>70299482</b> Rain Cap: RC2	6140 (Diesel) (Vertical round body). 	Weight: 9 lbs. Length: 36" Outlet O.D.: 2" Outlet Length: 3" Shell Length: 23" Inlet I.D.: Base plate Inlet Length: 10" Shell Diameter: 3 1/4"
<b>MUF AC27</b>  Replaces <b>72099119</b> Rain Cap: RC2	5020, 5030 (1984) (Vertical round body) 	Weight: 6 lbs. Length: 28" Outlet O.D.: 2" Outlet Length: 2" Shell Length: 16" Inlet I.D.: Base plate Inlet Length: Bent pipe Shell Diameter: 3 1/4"
<b>MUF AC28</b>  Replaces <b>701444</b> Rain Cap: RC5	White New Idea Power Units 701, 702D, 703, 704, 705, 706 (1971 thru 1974) (Vertical round body) 	Weight: 4 lbs. Length: 18 3/4" Outlet O.D.: 2 1/8" Outlet Length: 2" Shell Length: 13" Inlet I.D.: 2 1/4" Inlet Length: 3" Shell Diameter: 3 1/4"

## Allis-Chalmers Combines

PART NO.	FOR MODELS	SPECS.
<b>MUF AC101</b>  Replaces <b>71118626</b> Inlet Clamp: MC200	T2 & T3 (vertical) (Vertical round body) 	Weight: 4 lbs. Length: 12" Outlet O.D.: 2" Outlet Length: 2 1/4" Shell Length: 7 1/2" Inlet I.D.: 2" Inlet Length: 2 1/4" Shell Diameter: 6"
<b>MUF AC102</b>  Replaces <b>71117541</b> Inlet Clamp: MC212 Outlet Clamp: MC212	A, B, R (Gas/LP)-to s/n 25300. A, B, R (Diesel)- to s/n 20043. Note: includes adapter & inlet clamp. (Vertical round body) 	Weight: 5 lbs. Length: 12" Outlet O.D.: 2 1/2" Outlet Length: 3" Shell Length: 6 1/2" Inlet I.D.: 2 3/8" Inlet Length: 2 1/2" Shell Diameter: 6"
<b>MUF AC103</b>  Replaces <b>71117541</b> Inlet Clamp: MC212 Outlet Clamp: MC212	A & R (Gas)- (Hercules engine) (Vertical round body) 	Weight: 4 lbs. Length: 12" Outlet O.D.: 2 1/2" Outlet Length: 3" Shell Length: 6 1/2" Inlet I.D.: 2 3/8" Inlet Length: 2 1/2" Shell Diameter: 6"
<b>MUF AC104</b>  Replaces <b>71124210</b> Inlet Clamp: MC212	A,B,C,H&R (Buda-Gas/LP-s/n 25300 & up) (Same with Buda Diesel-s/n 20044 & up) CII (Gas-s/n 10001 up), F (Dsl) & G (Gas) (Horizontal round body) 	Weight: 6 lbs. Length: 27" Outlet O.D.: 2 1/4" Outlet Length: 8" Shell Length: 19" Inlet I.D.: 2 3/8" Inlet Length: 2 1/4" Shell Diameter: 4 1/4"
<b>MUF AC105</b>  Replaces <b>71131701</b> <b>71130606</b> Inlet Clamp: MC200	C & C11 Prior to SN 10000 Model E (D17 Engine) (horizontal) (Horizontal round body) 	Weight: 5 lbs. Length: 18" Outlet O.D.: 2 1/4" Outlet Length: 2" Shell Length: 16" Inlet I.D.: 2" Inlet Length: 2" Shell Diameter: 4 1/4"
<b>MUF AC106</b>  Replaces <b>71147567</b> Inlet Clamp: MC212	F (s/n 12201 & up), FI (to s/n 39201) K (year 1968 & up) (to s/n 25201)- all above Gas engine. (Horizontal round body) 	Weight: 5 lbs. Length: 19" Outlet O.D.: 2 3/8" Outlet Length: 3" Shell Length: 16" Inlet I.D.: 2 1/2" Inlet Length: 2 1/4" Shell Diameter: 4 1/4"
<b>MUF AC107</b>  Replaces <b>71131701</b> Inlet Clamp: MC200 Outlet Clamp: MC200	E & EIII (s/n 6801 & up) (Horizontal round body) Shell dia. 3 1/4" 	Weight: 4 lbs. Length: 22 1/2" Outlet O.D.: 2" Outlet Length: 3" Shell Length: 16 1/2" Inlet I.D.: 1 7/8" Inlet Length: 3" Shell Diameter: 3 1/4"
<b>MUF AC201</b>  Replaces <b>7229567</b> <b>7234493</b>	616 & 622; 2RC & 2CP Note: Base plate measures 3" x 4 1/8" (Vertical round body) 	Weight: 6 lbs. Length: 26" Outlet O.D.: 2 1/4" Outlet Length: 6 1/2" Shell Length: 16 1/2" Inlet I.D.: Base plate Inlet Length: 3" Shell Diameter: 3 1/4"

**MUFFLERS**

**British Leyland**

PART NO.	FOR MODELS	SPECS.
<b>MUF BL1</b>  Replaces <b>ATJ 3752</b> <b>ATJ 5473</b> Rain Cap: RC2	BMC=345 (ARJ 45); 456 (ARJ 51). Nuffield=342 (ARJ); 460 (ARJ 33) 1042 (NT 7070). Leyland=255, 270, 344, & 384. Note: Inlet has 2-hole baseplate. (Vertical round body)	Weight: 8 lbs. Length: 38" Outlet O.D.: 2" Outlet Length: 8 1/2" Shell Length: 23" Inlet I.D.: Base Plate Inlet Length: 6 3/4" Shell Diameter: 3 3/4"



**Case Tractors**

PART NO.	FOR MODELS	SPECS.
<b>MUF CA1</b>  Replaces <b>A20494</b> Inlet Clamp: MC214 Rain Cap: RC5	C, CC, CL, D, DC, DE, DL, DIM, DS & "-4" (to 1954) (all gas engine). 400 (gas & diesel) 1955- 1957. 700 & 800 (gas & diesel) 1958-1959 (Vertical round body)	Weight: 6 lbs. Length: 26" Outlet O.D.: 2 1/4" Outlet Length: 6" Shell Length: 17" Inlet I.D.: 2 1/4" Inlet Length: 3" Shell Diameter: 4 1/4"
<b>MUF CA2</b>  Replaces <b>VTA 2811</b> <b>VTA 1135</b> Inlet Clamp: MC200 Rain Cap: RC2	V, VA, VAC & VC (Gas) (1953- 1955). 200B, 300B, 400B, & 500B (1957-1959). 300, 400, 500, & 600 (1953-1957) 310 & 350 (1954-59) 310 & 350 (1954-1959) (Vertical round body).	Weight: 5 lbs. Length: 29" Outlet O.D.: 2" Outlet Length: 9 1/2" Shell Length: 16 3/4" Inlet I.D.: 1 15/16" Inlet Length: 2 3/4" Shell Diameter: 3 1/4"
<b>MUF CA3</b>  Replaces <b>O6417AB</b> Inlet Clamp: MC214 Rain Cap: RC5	SC, SI & SO (Gas)-(to 1954) (Vertical round body)	Weight: 5 lbs. Length: 26" Outlet O.D.: 2 1/4" Outlet Length: 7" Shell Length: 16 1/2" Inlet I.D.: 2 3/16" Inlet Length: 2 1/2" Shell Diameter: 3 1/4"
<b>MUF CA4</b>  Replaces <b>G13032</b> Inlet Clamp: MC158 Rain Cap: RC1	200B, 210B, 211B (Gas)-(1957- 1959) 300 (53-57), 300B, 310B, 311B (57-59) 410B (57-59)-(Gas and Diesel). 430 (Gas) to s/n 8191147-(1960-1962). (Horizontal round body)	Weight: 4 lbs. Length: 22 1/2" Outlet O.D.: 1 3/4" Outlet Length: 3" Shell Length: 16 3/4" Inlet I.D.: 1 7/8" Inlet Length: 2 3/4" Shell Diameter: 3 1/4"
<b>MUF CA5</b>  Replaces <b>G45264</b> Inlet Clamp: MC212 Rain Cap: RC3	430 (Diesel) to s/n 8262800 (1960-1966) LCK 431 (Industrial) (Vertical round body)	Weight: 6 lbs. Length: 26" Outlet O.D.: 2 1/2" Outlet Length: 4 3/4" Shell Length: 17" Inlet I.D.: 2 1/2" Inlet Length: 4 1/4" Shell Diameter: 4 1/4"
<b>MUF CA6</b>  Replaces <b>G45287</b> Inlet Clamp: MC214	600 (Gas & Diesel) (1957-1958) 430 & 530 (Gas) s/n 8191148 & up (1962-1969) 430 & 530 (Diesel) to s/n 8262800 (1960-1966) LCK 530 (Industrial)-(All Engines) (Horizontal round body)	Weight: 5 lbs. Length: 18 1/2" Outlet O.D.: 2 1/4" Outlet Length: 2 1/4" Shell Length: 13 1/2" Inlet I.D.: 2 1/8" Inlet Length: 2 3/4" Shell Diameter: 4 1/4"
<b>MUF CA7</b>  Replaces <b>G45239</b> Inlet Clamp: MC212 Rain Cap: RC3	530, 630, 640 & 641 (Gas & Diesel) (1960-1969) (Vertical round body)	Weight: 7 lbs. Length: 29" Outlet O.D.: 2 1/2" Outlet Length: 4 1/2" Shell Length: 17" Inlet I.D.: 2 1/2" Inlet Length: 7 1/2" Shell Diameter: 4 1/4"

**Case Tractors**

PART NO.	FOR MODELS	SPECS.
<b>MUF CA8</b>  Replaces <b>G45703</b> Inlet Clamp: MC178 Rain Cap: RC2	500 (Gas)-(1955-1957) 530 (Gas)-to s/n 81911470 (1960- 1962) (Horizontal round body)	Weight: 5 lbs. Length: 19" Outlet O.D.: 2" Outlet Length: 2 3/4" Shell Length: 13 1/2" Inlet I.D.: 1 7/8" Inlet Length: 2 3/4" Shell Diameter: 4 1/4"
<b>MUF CA9</b>  Replaces <b>G45728</b> Inlet Clamp: MC178 Outlet Clamp: MC200	600B, 610B, 611B (1957-58) (horizontal) (Horizontal round body)	Weight: 5 lbs. Length: 19" Outlet O.D.: 2" Outlet Length: 2 3/4" Shell Length: 13 1/2" Inlet I.D.: 1 7/8" Inlet Length: 2 3/4" Shell Diameter: 4 1/4"
<b>MUF CA10</b>  Replaces <b>G45727</b> Inlet Clamp: MC214 Rain Cap: RC5	600B, 610B, 611B (1957-58) (ver- tical) (Vertical round body)	Weight: 5 lbs. Length: 29" Outlet O.D.: 2 1/4" Outlet Length: 8 1/4" Shell Length: 17" Inlet I.D.: 2 1/8" Inlet Length: 3 3/4" Shell Diameter: 4 1/4"
<b>MUF CA11</b>  Replaces <b>A24314</b> <b>A23476</b> <b>A21464</b> Inlet Clamp: MC212 Rain Cap: RC3	730, 730C, 830 & 830C (1960- 1969) (Gas and Diesel) Note: Long muffler (Vertical round body)	Weight: 7 lbs. Length: 29" Outlet O.D.: 2 1/2" Outlet Length: 4 1/2" Shell Length: 17" Inlet I.D.: 2 1/2" Inlet Length: 7 1/2" Shell Diameter: 4 1/4"
<b>MUF CA12</b>  Replaces <b>A24314</b> Inlet Clamp: MC212 Rain Cap: RC3	730, 740, 830, 840 (1960-1969) Gas & Diesel Short muffler - also see CA11 above. (Vertical round body)	Weight: 6 lbs. Length: 26" Outlet O.D.: 2 1/2" Outlet Length: 3 1/4" Shell Length: 17 1/4" Inlet I.D.: 2 1/2" Inlet Length: 5 1/2" Shell Diameter: 5 1/2"
<b>MUF CA13</b>  Replaces <b>O6705AB</b> Inlet Clamp: MC234 Rain Cap: RC7	L, LA, LA1, LAE, LAH, LA1H (ag & Ind.) (to 1954)-(all Gas & Diesel) 500 (Diesel)-(1955-1957) 900 (Diesel)-(1958-1959) (Vertical round body)	Weight: 6 lbs. Length: 26" Outlet O.D.: 2 3/4" Outlet Length: 6 1/2" Shell Length: 15" Inlet I.D.: 2 3/4" Inlet Length: 4 1/2" Shell Diameter: 6"
<b>MUF CA14</b>  Replaces <b>T42286</b> <b>A24103</b> <b>A27105</b> Inlet Clamp: MC234 Rain Cap: RC7	930 & 940 (Gas & Diesel)(1960- 1969) 930 CK (Diesel) & 1030 (Diesel)-(1960-1969) (Vertical round body)	Weight: 9 lbs. Length: 32" Outlet O.D.: 2 3/4" Outlet Length: 12" Shell Length: 17" Inlet I.D.: 2 3/4" Inlet Length: 3" Shell Diameter: 5 1/2"
<b>MUF CA15</b>  Replaces <b>A59764</b> Inlet Clamp: MC234 Rain Cap: RC7	770 & 870 (Gas & Diesel) (1970 & Up) Note: Muffler includes heat shield. (Vertical round body)	Weight: 15 lbs. Length: 44" Outlet O.D.: 2 3/4" Outlet Length: 14" Shell Length: 26 1/2" Inlet I.D.: 2 3/4" Inlet Length: 3 1/2" Shell Diameter: 6"

# MUFFLERS

## Case Tractors

PART NO.	FOR MODELS	SPECS.
<b>MUF CA16</b>  Replaces <b>A59765</b> Inlet Clamp: MC234 Rain Cap: RC7	970 & 1070 (Gas & diesel)-(1970 & Up) Note: muffler includes heat shield (Vertical round body)	Weight: 15 lbs. Length: 44" Outlet O.D.: 2 3/4" Outlet Length: 8" Shell Length: 27" Inlet I.D.: 2 3/4" Inlet Length: 9" Shell Diameter: 6"
<b>MUF CA16-1</b>  Replaces <b>A59765</b> Inlet Clamp: MC234 Rain Cap: RC7	970 & 1070 (Gas & diesel)-(1970 & Up) (Vertical oval body)	Weight: 15 lbs. Length: 44" Outlet O.D.: 2 3/4" Outlet Length: 6 1/2" Shell Length: 32 1/2" Inlet I.D.: 2 3/4" Inlet Length: 5" Shell Diameter: 6" x 10"
<b>MUF CA17</b>  Replaces <b>A64990</b> Inlet Clamp: MC312 Rain Cap: RC8	1170, 1175 & 1270 (D451T engine) 1370 (D504T engine)-(all diesel) (1970-1974) (Vertical round body)	Weight: 13 lbs. Length: 42" Outlet O.D.: 3 1/2" Outlet Length: 10" Shell Length: 28 3/4" Inlet I.D.: 3 1/2" Inlet Length: 3 1/4" Shell Diameter: 5 1/2"
<b>MUF CA18</b>  Replaces <b>A39561</b> Inlet Clamp: MC212 Rain Cap: RC2	470 & 570 - (1970 to 1973) 480 & 580 Industrial (1970 & up) (all above-Gas & Diesel) (Vertical oval body)	Weight: 13 lbs. Length: 33" Outlet O.D.: 2" Outlet Length: 8 1/2" Shell Length: 19" Inlet I.D.: 2 1/2" Inlet Length: 5 1/2" Shell Diameter: 4 1/2" x 9"
<b>MUF CA20</b>  Replaces <b>A66780</b> Inlet Clamp: MC312 Rain Cap: RC10	1370 (D504T engine)-(1973 & up). Application Note: Aspirator tube in base has 2-bolt flange. Also, see MUF CAE1 for extension pipe. (Vertical oval body)	Weight: 19 lbs. Length: 29" Outlet O.D.: 4 1/8" Outlet Length: 5 3/4" Shell Length: 18 1/4" Inlet I.D.: 3 1/2" Inlet Length: 5" Shell Dia: 6 1/2" x 10 1/2"
<b>MUF CA21</b>  Replaces <b>A135881</b> Inlet Clamp: MC312	1570 (D504T engine) (1973 & up) Application note: Muffler has 1" dia. Straight aspirator tube; See MUF CAE1 for extension pipe. (Vertical oval body)	Weight: 19 lbs. Length: 28 1/2" Outlet O.D.: 4 1/8" Outlet Length: 5 1/2" Shell Length: 18" Inlet I.D.: 3 1/2" Inlet Length: 5" Shell Dia: 6 1/2" x 10 1/2"
<b>MUF CA22</b>  Replaces <b>A147065</b> Inlet Clamp: MC312 Rain Cap: RC10	2090, 2290, (Diesel)-(1978 & up). 2294-1983-87 504 BDT Diesel Application note: Muffler has 1" dia. Side aspirator tube; See MUF CAE2 for extension pipe. Note: Muffler is base plate mounted. (3 holes) (Vertical oval body)	Weight: 25 lbs. Length: 31" Outlet O.D.: 4 1/8" Outlet Length: 4 1/2" Shell Length: 26 1/2" Inlet I.D.: 3 1/2" Inlet Length: 3" Shell Dia: 6 1/2" x 10 1/2"
<b>MUF CA23</b>  Replaces <b>A147100</b> Inlet Clamp: MC400 Rain Cap: RC10	2390, 2394, 2590, 2594 (Dsl) (1978 & up). Application note: Muffler has 1-1/4" dia. Side aspirator tube; See MUF CAE2 for extension pipe. Note: Muffler is base plate mounted. (3 holes) (Vertical oval body)	Weight: 25 lbs. Length: 31" Outlet O.D.: 4 1/8" Outlet Length: 4 1/2" Shell Length: 26 1/2" Inlet I.D.: 4" Inlet Length: 3" Shell Dia: 6 1/2" x 10 1/2"
<b>MUF CA24</b>  Replaces <b>A173180</b> <b>83028C1</b> Inlet Clamp: MC212 Rain Cap: RC2	385, 395, 485, 495, 585, 595, 685, 690, 895, 985 up to s/n JJE0014501. 885 up to s/n 20135. Hydro 84, 385, 584, 684, 784, 884. Application note: These tractors are Case/IHC models. (Vertical oval body)	Weight: 12 lbs. Length: 46" Outlet O.D.: 2" Outlet Length: 23 1/2" Shell Length: 19 1/2" Inlet I.D.: 2 3/8" Inlet Length: 3" Shell Diameter: 4" x 8"

## Case Tractors

PART NO.	FOR MODELS	SPECS.
<b>MUF CA25</b>  Replaces <b>K201333</b> <b>K304290</b> Rain Cap: RC2	1190 Diesel Tractor (Vertical oval body)	Weight: 7 lbs. Length: 45" Outlet O.D.: 2" Outlet Length: 20" Shell Length: 16" Inlet I.D.: 2" Inlet Length: 9" Shell Diameter: 3 1/2" x 7"
<b>MUF CA26</b>  Replaces <b>K302951</b> Rain Cap: RC2	1290 & 1390 Diesel Tractors 1294 & 1394 (Vertical oval body)	Weight: 7 lbs. Length: 37" Outlet O.D.: 2 1/4" Outlet Length: 14" Shell Length: 16" Inlet I.D.: 2 1/4" Inlet Length: 7" Shell Diameter: 3 1/2" x 7"
<b>MUF CA27</b>  Replaces <b>K301289</b> <b>K301290</b> <b>K306484</b> Rain Cap: RC1	1490 (less cab) & 1490 (with cab). Also 1494 (all models). Diesel Tractors. (Vertical round body)	Weight: 7 lbs. Length: 44" Outlet O.D.: 2 1/2" Outlet Length: 21 1/2" Shell Length: 14" Inlet I.D.: 2 1/2" Inlet Length: 8 1/2" Shell Diameter: 4 1/2"
<b>MUF CA28</b>  Replaces <b>K203563</b> <b>K304708</b> Rain Cap: RC1	1690 (all models) Diesel Tractors. (Vertical oval body)	Weight: 11 lbs. Length: 50" Outlet O.D.: 2 1/4" Outlet Length: 13 1/2" Shell Length: 24" Inlet I.D.: 2 1/4" Inlet Length: 14 1/2" Shell Diameter: 4" x 8"
<b>MUF CA29</b>  Replaces <b>A147044</b> Inlet Clamp: MC400 Rain Cap: RC10	2470 Diesel. Note: Muffler has straight aspirator tube in base with 2-bolt baseplate. (Vertical oval body)	Weight: 25 lbs. Length: 27" Outlet O.D.: 4 1/8" Outlet Length: 5 1/2" Shell Length: 18" Inlet I.D.: 4" Inlet Length: 3 1/2" Shell Dia: 6 1/2" x 10 1/2"
<b>MUF CA30</b>  Replaces <b>A147046</b> Inlet Clamp: MC400	2670 Note: Muffler has curved aspirator 1 1/4" with 2-hole baseplate. (Vertical oval body)	Weight: 34 lbs. Length: 54" Outlet O.D.: Bent pipe Outlet Length: 23" Shell Length: 28" Inlet I.D.: 4" Inlet Length: 2 1/2" Shell Dia: 8" x 11 1/2"
<b>MUF CA31</b>  Replaces <b>A160176</b>	2090, 2094 Non-aspirated. Application note: Muffler has 4 hole mounting plate side inlet. (Vertical oval body)	Weight: 21 lbs. Length: 29 1/2" Outlet O.D.: 3 1/8" Outlet Length: 3 1/2" Shell Length: 26" Inlet I.D.: 4 Hole baseplate Inlet Length: 6" Shell Diameter: 6" x 10"
<b>MUF CA32</b>  Replaces <b>103978C2</b>	1086, 1486, 1586 Muffler is non aspirated and has a 4 hole mounting plate. (Horizontal oval body)	Weight: 16 lbs. Length: 15 1/2" Outlet O.D.: 3 1/4" Outlet Length: 2" Shell Length: 13 1/2" Inlet I.D.: 3 1/2" Inlet Length: 1" Shell Dia: 8" x 11 1/2"
<b>MUF CA33</b>  Replaces <b>A162464</b> Inlet Clamp: MC400	All 4690 (1979-1982) 4694 (1983-1986) 4490 & 4484 Note: Aspirated muffler. Aspirator is 1 1/2" OD	Weight: 26 lbs. Length: 35" Outlet O.D.: 4" Outlet Length: 4" Shell Length: 27" Inlet I.D.: 4" Inlet Length: 4" Shell Diameter: n/a

**MUFFLERS**




**Case Tractors**

PART NO.	FOR MODELS	SPECS.
<b>MUF CA34</b>  Replaces <b>144057C5</b>	5088, 5288, 5488 Note: 1086, 1486, 1586 must have aspirator kit installed. Aspirator is 1 1/2" OD. 	Weight: 19 lbs. Length: 18" Outlet O.D.: 3 1/2" Outlet Length: 7 1/2" Shell Length: 18" Inlet I.D.: 3 1/2" Inlet Length: 1" Shell Diameter: n/a
<b>MUF CA35</b>  Replaces <b>181372</b> Inlet Clamp: MC400	3294, 3394, 3594 Note: Muffler has 1 1/4" bent aspirator tube. Muffler has a 3 bolt hole mounting bracket. 	Weight: 30 lbs. Length: 31" Outlet O.D.: 4 1/8" Outlet Length: 3 1/4" Shell Length: 26" Inlet I.D.: 4" Inlet Length: 1 3/4" Shell Diameter: n/a
<b>MUF CA36</b>  Replaces <b>184475</b> <b>87704568</b> Inlet Clamp: MC300	5130, 5140 Maxxum 5230, 5240, 5250 Maxxum Note: Muffler has 2 bolt mounting brackets on both sides. (Horizontal oval body) 	Weight: n/a Length: 21" Outlet O.D.: n/a Outlet Length: n/a Shell Length: 20" Inlet I.D.: n/a Inlet Length: n/a Shell Diameter: 5" x 11"





**Case Exhaust Pipe**

PART NO.	FOR MODELS	SPECS.
<b>MUF CAE1</b>  Replaces <b>A147045</b> Inlet Clamp: MC412	1370 (w/CA-20) & 1570 (Dsl)-(w/CA-21) Note: Extension pipe with angled outlet; used on CA20 & CA21 mufflers. 	Weight: 7 lbs. Length: 20 1/2" Outlet O.D.: angled Outlet Length: n/a Shell Length: n/a Inlet I.D.: 4 1/8" Inlet Length: n/a Shell Diameter: n/a
<b>MUF CAE2</b>  Replaces <b>A141777</b> <b>A181267</b> Inlet Clamp: MC412	2090, 2094, 2290 & 2294 (w/CA-22mflr) 2390, 2394, 2590, & 2594 (w/CA23 mflr) Note: Extension pipe with angled outlet; used on CA22 & CA23 mufflers. 	Weight: 9 lbs. Length: 38" Outlet O.D.: angled Outlet Length: n/a Shell Length: n/a Inlet I.D.: 4 1/8" Inlet Length: n/a Shell Diameter: n/a





**Case Combines**

PART NO.	FOR MODELS	SPECS.
<b>MUF CA101</b>  Replaces <b>F18685</b> Inlet Clamp: MC200 Outlet Clamp: MC200	700, 900, 960 (Vertical round body) 	Weight: 4 lbs. Length: 17 1/2" Outlet O.D.: 2" Outlet Length: 3" Shell Length: 12" Inlet I.D.: 2" Inlet Length: 2 1/2" Shell Diameter: 4 1/4"
<b>MUF CA102</b>  Replaces <b>F9405</b> Inlet Clamp: MC258	800, 1000, 1010 (Horizontal round body) 	Weight: 8 lbs. Length: 30" Outlet O.D.: 2 1/2" Outlet Length: 9 1/4" Shell Length: 17 3/4" Inlet I.D.: 2 5/8" Inlet Length: 3" Shell Diameter: 5"
<b>MUF CA103</b>  Replaces <b>F81620</b> Inlet Clamp: MC212	600, 660 Gas & Diesel (Horizontal round body) 	Weight: 8 lbs. Length: 21" Outlet O.D.: 2" Outlet Length: 8 1/4" Shell Length: 21" Inlet I.D.: 2 3/8" Inlet Length: 2 1/2" Shell Diameter: 4 1/4"

**Cockshutt Tractors**










PART NO.	FOR MODELS	SPECS.
<b>MUF CO1</b>  Replaces <b>TG07530</b> Inlet Clamp: MC212 Rain Cap: RC3	40, R40, Golden Eagle, 50 (to 1958) 560 & 570 CO-OP E-4 & E-5 (1958) FARMCREST 40 & 50-all Gas/Diesel (Vertical round body) 	Weight: 6 lbs. Length: 29" Outlet O.D.: 2 1/2" Outlet Length: 14" Shell Length: 12 1/2" Inlet I.D.: 2 3/8" Inlet Length: 2 1/2" Shell Diameter: 6"
<b>MUF CO2</b>  Replaces <b>T07530</b> Inlet Clamp: MC200 Rain Cap: RC2	30 & R30, (CO-OP E-3 and FARM-CREST 30)-(Gas engine) (1939-1958) (Vertical round body) 	Weight: 6 lbs. Length: 29" Outlet O.D.: 2" Outlet Length: 9" Shell Length: 17" Inlet I.D.: 1 15/16" Inlet Length: 2 3/4" Shell Diameter: 4 1/4"
<b>MUF CO3</b>  Replaces <b>164079A</b> <b>166486A</b> Inlet Clamp: MC212 Rain Cap: RC3	770 (Gas & Diesel), 1600 (Gas & Diesel) 1550 (Gas & Diesel) & 1650 (Gas) (Vertical round body) 	Weight: 8 lbs. Length: 29" Outlet O.D.: 2 1/2" Outlet Length: 7" Shell Length: 20" Inlet I.D.: 2 3/8" Inlet Length: 2 1/2" Shell Diameter: 4 1/4"
<b>MUF CO4</b>  Replaces <b>164080A</b> Inlet Clamp: MC300 Rain Cap: RC3	1800 (Gas/Diesel), 1650 (Diesel); 1750 & 1850 (Gas & Diesel to 1968) Note: Includes heat shield. (Vertical round body) 	Weight: 9 lbs. Length: 34" Outlet O.D.: 2 1/2" Outlet Length: 6" Shell Length: 23" Inlet I.D.: 2 15/16" Inlet Length: 4 1/2" Shell Diameter: 6"

**David Brown Tractors**










PART NO.	FOR MODELS	SPECS.
<b>MUF DB1</b>  Replaces <b>K914137</b> <b>K924341</b> Inlet Clamp: MC178 Rain Cap: RC2	770, late 880, 885, 995 & 1200 (Vertical round body) 	Weight: 7 lbs. Length: 35" Outlet O.D.: 2" Outlet Length: 6" Shell Length: 20" Inlet I.D.: 1 7/8" Inlet Length: 9" Shell Diameter: 4 1/4"
<b>MUF DB2</b>  Replaces <b>K914083</b> <b>K921351</b> Inlet Clamp: MC158 Rain Cap: RC1	880, 990 (61-78); 1200 (67-71)-(Diesel) (Vertical round body) 	Weight: 6 lbs. Length: 34" Outlet O.D.: 1 3/4" Outlet Length: 5" Shell Length: 20" Inlet I.D.: 1 5/8" Inlet Length: 9" Shell Diameter: 4 1/4"
<b>MUF DB3</b>  Replaces <b>K262843</b> <b>K926833</b> <b>K928712</b> <b>K9928704</b> Inlet Clamp: MC178 Rain Cap: RC2	770, 780, 880 & 885. Also fits 990, 995, 996 & 1200 (use adapter) #B928257. 1210 & 1212 (71-80) all Diesel. (Vertical oval body) 	Weight: 8 lbs. Length: 34" Outlet O.D.: 2" Outlet Length: 6 1/4" Shell Length: 16" Inlet I.D.: 1 7/8" Inlet Length: 11 1/2" Shell Diameter: 4" x 8"
<b>MUF DB5</b>  Replaces <b>K910539C</b> <b>K964227</b> Inlet Clamp: MC112 Rain Cap: RC0	990 (61-78), 996, 1212 (71-76), 885, 995, 1210 (1971-1980) (all Diesel) (Horizontal round body) 	Weight: 6 lbs. Length: 27 1/2" Outlet O.D.: 1 9/16" Outlet Length: 8 1/2" Shell Length: 14" Inlet I.D.: 1 1/2" Inlet Length: 4 1/2" Shell Diameter: 4 1/4"

## MUFFLERS

## John Deere Tractors

PART NO.	FOR MODELS	SPECS.
<b>MUF JD1</b>  Replaces <b>R21826R</b> <b>R81826R</b>	Model A, AR, AN, AW, ANH (Gas & all fuel) (s/n 410000 & up). Model 60, 620, 70, 720 (Gas & all fuel). Note: JD1 has a 4 bolt mounting plate. Uses manifold pipe JDE1 (AA4014R) (Vertical round body) 	Weight: 7 lbs. Length: 21" Outlet O.D.: 2 5/8" Outlet Length: 2 1/2" Shell Length: 14 1/2" Inlet I.D.: Base plate Inlet Length: 4 1/2" Shell Diameter: 4 1/4"
<b>MUF JD2</b>  Replaces <b>AR20450R</b>	60, 620, 70 & 720 (G). 70 & 720 (D) Opt 630 & 730 (G) & 730 (D) Std. Equip. Note: JD2 has a 4-bolt mounting plate. (Vertical oval body) 	Weight: 10 lbs. Length: 21" Outlet O.D.: 2 5/8" Outlet Length: 2 1/2" Shell Length: 16 1/2" Inlet I.D.: Base plate Inlet Length: 3" Shell Dia: 4 1/4" x 9"
<b>MUF JD3</b>  Replaces <b>AF3770R</b> <b>AA2214R</b>	Model A, AR, AN, AW & AWH (33-52) Model G, GN, GH & GW (1938-1953) (Gas & all fuel). s/n 410000 & up. Model 60, 620, 70, 720 (Gas & all fuel) Original equipment standard muffler. Note: JD3 has a 4-bolt mounting plate. (Vertical round body) 	Weight: 5 lbs. Length: 24 1/2" Outlet O.D.: 2 1/2" Outlet Length: 1" Shell Length: 23" Inlet I.D.: Base plate Inlet Length: n/a Shell Diameter: 3 3/4"
<b>MUF JD4</b>  Replaces <b>R21827R</b> <b>AB2700R</b> Rain Cap: RC2	Model B, BN, & BW (Gas & all fuel) s/n B96000 & up). Model 50, 520 (standard muffler) & 530 (optional muffler) (1953-1959). Note: DR-4 has a 4-bolt mounting plate. Uses manifold pipe JDE2 (Vertical round body) 	Weight: 5 lbs. Length: 24 1/2" Outlet O.D.: 2 1/4" Outlet Length: 5" Shell Length: 14 1/2" Inlet I.D.: Base plate Inlet Length: 4 1/2" Shell Diameter: 3 1/4"
<b>MUF JD5</b>  Replaces <b>AM364T</b> <b>AM625T</b> Rain Cap: RC2	M, MT, MC & MI (1947-1952). 40 (all 53-56), 320 & 330 (57-59). Note: 2 Bolt-flange mount; 1-7/8" OD. (Vertical & Horizontal round body) 	Weight: 5 lbs. Length: 21" Outlet O.D.: 2" Outlet Length: 3 1/4" Shell Length: 14 1/2" Inlet I.D.: 1 3/4" Inlet Length: 3 1/4" Shell Diameter: 3 1/4"
<b>MUF JD6</b>  Replaces <b>AM3246T</b> Inlet Clamp: MC200 Rain Cap: RC2	330, 420, 430 & 440 (Gas) (1956-1959) Note: This muffler replaces AT10522 muffler & AT10523 adapter. (Vertical oval body) 	Weight: 9 lbs. Length: 22" Outlet O.D.: 2" Outlet Length: 3 1/2" Shell Length: 16 1/2" Inlet I.D.: 2" Inlet Length: 2 1/2" Shell Diameter: 4 1/4" x 9"
<b>MUF JD7</b>  Replaces <b>AT13044T</b> Inlet Clamp: MC200 Rain Cap: RC2	435 & 440 (Diesel) (1957-1959) Note: Use with adapter AT11435T. (Vertical oval body) 	Weight: 9 lbs. Length: 22" Outlet O.D.: 2" Outlet Length: 3 1/2" Shell Length: 16 1/2" Inlet I.D.: 2" Inlet Length: 2 1/2" Shell Dia: 4 1/4" x 9"
<b>MUF JD8</b>  Replaces <b>AT10646T</b> <b>AM3101T</b> Inlet Clamp: MC200 Rain Cap: RC2	320, 330 & 420 (Gas) s/n 135025 & up. 430 & 440 (Gas), 435 (Diesel) (s/n 442886 & up)-(1957-1959). 1010 (Gas) (all types with vertical exhaust). (Vertical round body) 	Weight: 4 lbs. Length: 17 1/2" Outlet O.D.: 2" Outlet Length: 3" Shell Length: 12 1/4" Inlet I.D.: 2" Inlet Length: 2 1/4" Shell Diameter: 4 1/4"
<b>MUF JD8A</b>  Replaces <b>AT10523</b> Outlet Clamp: MC200	Used with JD8 and JD6. Note: Adapter has 2-bolt flange mounting. 	Weight: 1 lbs. Length: 7 1/2" Outlet O.D.: 2" Outlet Length: n/a Shell Length: n/a Inlet I.D.: 1 7/8" Inlet Length: n/a Shell Diameter: n/a

## John Deere Tractors

PART NO.	FOR MODELS	SPECS.
<b>MUF JD9</b>  Replaces <b>AT10899T</b> Inlet Clamp: MC200 Outlet Clamp: MC200	330 (Gas), 435 & 440 (Diesel) (1957-1959). 1010 (RS & U) (Gas). Note: Muffler has side inlet. (Horizontal round body) 	Weight: 5 lbs. Length: 19" Outlet O.D.: 2" Outlet Length: 3 1/4" Shell Length: 15 3/4" Inlet I.D.: 2" Inlet Length: 2" Shell Diameter: 4 1/4"
<b>MUF JD10</b>  Replaces <b>AT16829</b> Outlet Clamp: MC200	1010 (Diesel) - to s/n 031000. Note: Muffler has side inlet. (Horizontal round body) 	Weight: 5 lbs. Length: 20" Outlet O.D.: 2" Outlet Length: 3 1/2" Shell Length: 16" Inlet I.D.: 2 1/8" Inlet Length: 2 1/2" Shell Diameter: 4 1/4"
<b>MUF JD12</b>  Replaces <b>AT13310</b> Inlet Clamp: MC214 Rain Cap: RC3	1010 (Diesel) - to s/n 031000. 2010 (Diesel) - to s/n 029000. Row Crop Models. (Vertical round body) 	Weight: 6 lbs. Length: 26" Outlet O.D.: 2 1/4" Outlet Length: 3 1/2" Shell Length: 20" Inlet I.D.: 2 3/16" Inlet Length: 2 3/4" Shell Diameter: 4 1/4"
<b>MUF JD14</b>  Replaces <b>AT21689</b> <b>AT64102</b> Rain Cap: RC2	1020, 1520, 1530, 2020, 2030, 2130, 2040, 2240, 2630, 2640 (s/n 341000 & up) (all Gas & Diesel). Note: Inlet is flared; uses special clamp. (Vertical oval body) 	Weight: 12 lbs. Length: 30" Outlet O.D.: 2" Outlet Length: 7 3/4" Shell Length: 19 1/2" Inlet I.D.: 2 1/2" Inlet Length: 3 1/2" Shell Dia: 4 1/4" x 9"
<b>MUF JD15</b>  Replaces <b>R35637</b> <b>AR61074</b> Inlet Clamp: MC400 Rain Cap: RC8	5010, 5020 & 6030. Note: This muffler also used on stationary & industrial non-tractor applications ENG-400, ENG-500, 6531D (Diesel). Note: Inlet is flared, uses special clamp JD400 Vertical oval body. (Vertical oval body) 	Weight: 17 lbs. Length: 37" Outlet O.D.: 3 1/2" Outlet Length: 3 1/2" Shell Length: 30" Inlet I.D.: 3 5/8" Inlet Length: 3 1/2" Shell Dia: 5 1/2" x 9 1/2"
<b>MUF JD16</b>  Replaces <b>AT16380</b> Rain Cap: RC3	1010 (Diesel)-s/n 03001 & up. 2010 (Diesel)-s/n 029001 & up. Note: Inlet is flared; uses AT16378 clamp. (Vertical round body) 	Weight: 6 lbs. Length: 24" Outlet O.D.: 2 1/4" Outlet Length: 3 1/2" Shell Length: 17" Inlet I.D.: 2 1/4" Inlet Length: 3 1/2" Shell Diameter: 4 1/4"
<b>MUF JD17</b>  Replaces <b>AR21805R</b> <b>AR20819R</b> Rain Cap: RC8	Model 80, 820 (Optional) 830 & 830I standard equipment. (Vertical oval body) 	Weight: 12 lbs. Length: 19" Outlet O.D.: 3 1/2" Outlet Length: 2 3/4" Shell Length: 14 1/4" Inlet I.D.: 3 3/8" Inlet Length: 2 1/2" Shell Dia: 9 1/2" x 5 1/2"
<b>MUF JD18</b>  Replaces <b>AT14167</b> Inlet Clamp: MC214 Outlet Clamp: MC134	2010 (Gas-LP-Diesel) to s/n 029000. Also fits later s/n tractors. Note: After s/n 029000, OEM muffler had a heat shield, JD18 has a heat shield. (Horizontal round body) 	Weight: 7 lbs. Length: 35" Outlet O.D.: 1 3/4" Outlet Length: 19" Shell Length: 12 1/2" Inlet I.D.: 2 1/8" Inlet Length: 3 1/2" Shell Diameter: 4 1/4"
<b>MUF JD19</b>  Replaces <b>AT21690</b> Rain Cap: RC2	2010, 2020 (Gas-LP-Diesel) Note: This muffler not available from OEM, must sub to AT21689. Note: Inlet is flared; uses special clamp. (Vertical oval body) 	Weight: 12 lbs. Length: 33 1/2" Outlet O.D.: 2" Outlet Length: 7 3/4" Shell Length: 19 1/2" Inlet I.D.: 2 1/2" Inlet Length: 8 1/4" Shell Dia: 4 1/4" x 9"

**MUFFLERS**

**John Deere Tractors**










PART NO.	FOR MODELS	SPECS.
<b>MUF JD20</b>  Replaces <b>AR38383</b> <b>AR61073</b> <b>AR86599</b> Rain Cap: RC3	2510 (Gas & Diesel) Row Crop Models. Also fits 2320-2420 Wind-rower. Note: This muffler also used on non-tractor engines: 3164D, 4239D & DT and 4276D & DT. Note: Inlet is flared; uses special clamp.(Vertical round body)	Weight: 8 lbs. Length: 34" Outlet O.D.: 2 5/8" Outlet Length: 6 1/4" Shell Length: 20" Inlet I.D.: 2 1/2" Inlet Length: 7 1/2" Shell Diameter: 4 1/4"
<b>MUF JD21</b>  Replaces <b>AR26640</b> <b>AR26786</b> Inlet Clamp: MC300 Rain Cap: RC7	3010 (Gas & LP)-(Diesel-to s/n 1T 6643) 3020 (Gas & LP) 4010 (Gas & LP)-(Diesel-to s/n 2T 7026) 4020 & 4000 (Gas & LP). Note: See JD22 for round body muffler with flared inlet. (Vertical round body)	Weight: 10 lbs. Length: 26" Outlet O.D.: 2 5/8" Outlet Length: 3" Shell Length: 20" Inlet I.D.: 2 15/16" Inlet Length: 3" Shell Diameter: 6"
<b>MUF JD22</b>  Replaces <b>AR30189</b> <b>AR30190</b> Inlet Clamp: MC300 Rain Cap: RC7	3020 (Diesel)- to s/n 122999; 4010 (Diesel)-s/n 2T 7027 & up; 4020 (Diesel)-to s/n 200999. Note: Inlet is flared, uses special clamp JD300. (Vertical round body)	Weight: 11 lbs. Length: 26" Outlet O.D.: 2 5/8" Outlet Length: 3" Shell Length: 20" Inlet I.D.: 2 15/16" Inlet Length: 3" Shell Diameter: 6"
<b>MUF JD23</b>  Custom Design Inlet Clamp: MC400 Rain Cap: RC9	4520, 4620 & 7020 (Diesel). Note: Used with Muffler JD27. Inlet clamp MUF JD400 is included. (Vertical extension pipe)	Weight: 7 lbs. Length: 24" Outlet O.D.: 4" Outlet Length: n/a Shell Length: n/a Inlet I.D.: 4" Inlet Length: n/a Shell Diameter: n/a
<b>MUF JD24</b>  Replaces <b>AR41171</b> <b>AR86595</b> Inlet Clamp: MC300 Rain Cap: RC5	3020 (Diesel)- s/n 123000 & up. 4020 & 4000 (Diesel) -s/n 201000 & up. 4030, 4230, 4040, 4240 & 4440. Note: This muffler also used on stationary & industrial non-tractor applications; ENG-400, ENG-500, 6466D (T&A)-Diesel. (Vertical round body)	Weight: 12 lbs. Length: 27" Outlet O.D.: 2 1/4" Outlet Length: 4" Shell Length: 19 1/4" Inlet I.D.: 2 15/16" Inlet Length: 4 1/2" Shell Dia: 4 1/4" x 9"
<b>MUF JD25</b>  Replaces <b>AR41172</b> Inlet Clamp: MC300 Rain Cap: RC5	3020 (Gas)-s/n 123000 & up; 4000/4020 (Gas)-s/n 201000 & up; 4230 (Gas)- all s/n. Note: This muffler also used on Stationary & Industrial non-tractor applications; ENG-400 & ENG 500 (Gas & LP). (Vertical oval body)	Weight: 12 lbs. Length: 27" Outlet O.D.: 2 1/4" Outlet Length: 4" Shell Length: 19 1/4" Inlet I.D.: 2 15/16" Inlet Length: 4 1/2" Shell Dia: 4 1/4" x 9"
<b>MUF JD26</b>  Replaces <b>AR48773</b> <b>AR61073</b> <b>AR86599</b> <b>RE20224</b> Inlet Clamp: MC400A Rain Cap: RC8	4040, 4050, 4240, 4320, 4430, 4440, 4630, 4640 (s/n 5511 & up). 4055, 4250, 4255, 4450, 4455, 4840. Note: This muffler used on other non-tractor applications. ENG 4239 D&T, 4276 D&T, 6359 D&T, 6414 D&T, 6466 D&T, Inlet clamp MUF JD400A is included.(Vertical oval body)	Weight: 20 lbs. Length: 37" Outlet O.D.: 3 1/2" Outlet Length: 3" Shell Length: 33" Inlet I.D.: 3 15/16" Inlet Length: 1 1/2" Shell Dia: 4 3/4" x 8"
<b>MUF JD27</b>  Replaces <b>AR44418</b> Inlet Clamp: MC400 Rain Cap: RC9	4520, 4620, 6030 w/o Turbo & 7020 (Diesel). Note: This muffler also used on non-tractor applications; ENG-400, ENG-500, 4276D & 641 D&T. Note: This muffler is aspirated and has flared inlet, Special clamp JD400 (Vertical oval body)	Weight: 16 lbs. Length: 34" Outlet O.D.: 4" Outlet Length: 5 1/2" Shell Length: 27" Inlet I.D.: 3 15/16" Inlet Length: 1 1/2" Shell Dia: 4 3/4" x 8"

**John Deere Tractors**



PART NO.	FOR MODELS	SPECS.
<b>MUF JD28</b>  Replaces <b>AR327R</b>	Model R (1949-1954); 80 (1954-1956); 820 (1956-1958) (all Diesel engines). Note: This muffler has a 3-bolt mounting plate. (Vertical round body)	Weight: 4 lbs. Length: 20" Outlet O.D.: 2 1/2" Outlet Length: 1" Shell Length: 18 1/4" Inlet I.D.: Base plate Inlet Length: n/a Shell Diameter: 3 3/4"
<b>MUF JD29</b>  Replaces <b>AM30280</b>	Tractor model: 112 (using Kohler 12 hp 1 cylinder gas engine). (Horizontal round body)	Weight: 3 lbs. Length: 9" Outlet O.D.: 1" Outlet Length: 1/2" Shell Length: 5 1/2" Inlet I.D.: 1" Inlet Length: 3 1/4" Shell Diameter: 4 1/4"
<b>MUF JD30</b>  Replaces <b>AR86604</b> Inlet Clamp: MC400 Rain Cap: RC11	8430, 8630 Note: Straight aspirator 1 1/4" O.D. (Vertical oval body)	Weight: 30 lbs. Length: 38" Outlet O.D.: 5" Outlet Length: 5" Shell Length: 30" Inlet I.D.: 3 15/16" Inlet Length: 3 1/2" Shell Dia: 8" x 11 1/2"
<b>MUF JD31</b>  Replaces <b>AR 89594</b> Inlet Clamp: MC400 Rain Cap: RC11	8440, 8640 Note: Curved aspirator 1-1/2" O.D. (Vertical oval body)	Weight: 30 lbs. Length: 38" Outlet O.D.: 5" Outlet Length: 5" Shell Length: 30" Inlet I.D.: 3 15/16" Inlet Length: 3 1/2" Shell Dia: 8" x 11 1/2"
<b>MUF JD32</b>  Replaces <b>AR38537</b> Rain Cap: RC2	2520 (Gas & Diesel)-Row Crop Models. Note: Inlet is flared, uses special clamp. (Vertical oval body)	Weight: 14 lbs. Length: 33" Outlet O.D.: 1 7/8" Outlet Length: 2 1/2" Shell Length: 25 1/4" Inlet I.D.: 2 1/2" Inlet Length: 6 1/2" Shell Dia: 4 3/4" x 8"
<b>MUF JD33</b>  Replaces <b>RE 20220</b> <b>AR 86597</b> Inlet Clamp: MC300A Rain Cap: RC7	4040, 4240, 4250, 4440, 4450,4050 (prior to s/n 5510). Note: NEW DESIGN! Replaces flared inlet muffler. Inlet clamp included. (Vertical oval body)	Weight: 16 lbs. Length: 34" Outlet O.D.: 2 5/8" Outlet Length: 2 1/2" Shell Length: 27 1/4" Inlet I.D.: 2 15/16" Inlet Length: 5" Shell Diameter: 4 3/4" x 8"
<b>MUF JD34</b>  Replaces <b>RE 20222</b> <b>AR 86602</b> <b>AR 77304</b> Inlet Clamp: MC400A Rain Cap: RC9	4640, 4650, 4840, 4850, 4555, 4755, 4955 Note: NEW DESIGN! Replaces flared inlet muffler. (Vertical oval body)	Weight: 18 lbs. Length: 38" Outlet O.D.: 4" Outlet Length: 3 1/4" Shell Length: 30 1/4" Inlet I.D.: 3 15/16" Inlet Length: 5" Shell Dia: 5 1/2" x 9 1/2"
<b>MUF JD35</b>  Replaces <b>CH15910</b>	650, 750 4-Hole baseplate Note: Inlet has 4 hole baseplate. For short extension see JD37. For longer extension use EE2 (Vertical or Horizontal oval body)	Weight: 5 lbs. Length: 20" Outlet O.D.: 1 3/4" Outlet Length: 5 1/2" Shell Length: 11 1/2" Inlet I.D.: Base Plate Inlet Length: 2" Shell Diameter: 3" x 7"

**MUFFLERS**

**John Deere Tractors**

PART NO.	FOR MODELS	SPECS.
<b>MUF JD36</b> Replaces <b>M802472</b>	850, 950 (1978-88), Compact utility tractor 1050 (1980-88) Note: Inlet has 4 hole baseplate. For short extension see JD37. For longer extension use EE2 (Vertical or Horizontal oval body) 	Weight: 5 lbs. Length: 21 1/2" Outlet O.D.: 1 3/4" Outlet Length: 7" Shell Length: 12" Inlet I.D.: Base plate Inlet Length: 2" Shell Diameter: 4 1/2"
<b>MUF JD37</b> Replaces <b>CH15625</b> Inlet Clamp: MC178	Short Extender for MUF JD35 & MUF JD36 for longer extension, see exhaust extenders or straight pipes. 	Weight: 2 lbs. Length: 6" Outlet O.D.: n/a Outlet Length: n/a Shell Length: n/a Inlet I.D.: n/a Inlet Length: 1 7/8" Shell Diameter:
<b>MUF JD38</b> Replaces <b>AR20449</b>	50, 520, 530 4-Hole baseplate Note: Inlet has 4 hole baseplate. (Vertical oval body) 	Weight: 9 lbs. Length: 22 3/4" Outlet O.D.: 2 1/4" Outlet Length: 2" Shell Length: 19" Inlet I.D.: Base plate Inlet Length: 1 1/2" Shell Diameter: 4 1/2" x 9"
<b>MUF JD39</b> Replaces <b>AR53749</b> Inlet Clamp: MC400 Rain Cap: RC9	6030 turbo, 1972-77 will not fit non-turbo. 7020 turbo, 1971-75 engine S/N 335846 & up. 7520 4-wheel drive with turbo 1972-75. (Vertical oval body) 	Weight: 18 lbs. Length: 36 1/2" Outlet O.D.: 4" Outlet Length: 5" Shell Length: 30" Inlet I.D.: 3 15/16" Inlet Length: 1 1/2" Shell Dia: 5 1/2" x 9 1/2"
<b>MUF JD40</b> Replaces <b>RE44716</b> Inlet Clamp: MC500	8100, 8200, 8300, 8400, 8110, 8210, 8310, 8410 (Vertical oval body) 	Weight: n/a Length: 66" Outlet O.D.: Bent pipe Outlet Length: 22" Shell Length: 40" Inlet I.D.: 5" Inlet Length: 3 1/2" Shell Diameter: 7"
<b>MUF JD41</b> Replaces <b>RE164819</b> <b>RE195069</b> <b>RE210829</b> Inlet Clamp: MC500	8120, 8220, 8320, 8520, 8130, 8230, 8330, 8430, 8530, 4920, 4930 sprayer. (Vertical oval body) 	Weight: n/a Length: 69" Outlet O.D.: Bent pipe Outlet Length: 10" Shell Length: 55" Inlet I.D.: 5" Inlet Length: 3 1/2" Shell Diameter: 7"
<b>MUF JD42</b> Replaces <b>RE25444</b> <b>RE41891</b>	8560, 8760, 8960 - years 1989-1993 Note: Muffler has a 1 1/2" side aspirator pipe and 6 hole inlet mounting flange. (Vertical oval body) 	Weight: n/a Length: 52" Outlet O.D.: 5" Outlet Length: 5" Shell Length: 41" Inlet I.D.: 5" Inlet Length: 5" Shell Diameter: 9"
<b>MUF JD43</b> Replaces <b>RE229262</b> Inlet Clamp: MC500	9100, 9200, 9300, 9400 years 1996-2002 Note: Muffler has a 2" side aspirator pipe. (Vertical oval body) 	Weight: n/a Length: 55 1/2" Outlet O.D.: 5" Outlet Length: 9 1/2" Shell Length: 41" Inlet I.D.: 5" Inlet Length: 3 1/2" Shell Diameter: 9"
<b>MUF JD44</b> Replaces <b>RE58615</b> Inlet Clamp: MC500	8570, 8770, 8870 - years Note: Muffler has a 1 1/2" side aspirator pipe and 3 hole mounting flange. (Vertical round body) 	Weight: n/a Length: 46" Outlet O.D.: 5" Outlet Length: 3" Shell Length: 42" Inlet I.D.: 5" Inlet Length: 3 1/2" Shell Diameter: 9"

**John Deere Muffler & Pipe Kit**

PART NO.	FOR MODELS	SPECS.
<b>MUF JD2150K</b> Inlet Clamp: MC200 Rain cap: RC5	Muffler & pipe kit converts underhood muffler to above hood muffler. Muffler and vertical exhaust pipe. 2150, 2155 (non turbo) with 3-179 engine, 2350, 2355, 2550, 2555 (non turbo) with 4239 engine. Kit contains: Manifold to muffler pipe (2-bolt hole flange inlet), muffler, above hood pipe, clamps and raincap. Muffler: (Vertical round body.) 	Weight: 14 lbs. Length: 26" Outlet O.D.: 2 1/4" Outlet Length: 6" Shell Length: 17" Inlet I.D.: 2 1/4" Inlet Length: 3" Shell Diameter: 4 1/4"
<b>MUF JD2950K</b> Rain cap: RC7	Muffler & pipe kit converts underhood muffler to above hood muffler and vertical pipe. 2840(late s/n), 2940, 2950. 2955, 3055, 3150, and 3155 (non-turbo) diesel engine. Kit contains: Manifold to muffler pipe has flared inlet, muffler, above hood pipe, clamps and raincap. Muffler: (Vertical oval body.) 	Weight: 22" Length: 24" Outlet O.D.: 2 3/4" Outlet Length: 4 1/2" Shell Length: 17 1/2" Inlet I.D.: 2 3/4" Inlet Length: 2 1/2" Shell Diameter: 5 1/2" x 9 1/2"



**MUFFLERS**

**John Deere Exhaust Pipes**

PART NO.	FOR MODELS	SPECS.
<b>MUF JDE1</b> Replaces <b>AA4014R</b>	Model A-(styled)-(1938-1952)-Gasoline only (s/n 488000 & up). Note: Use this pipe with manifolds below: AA4543R-(casting number A4039R)-gasoline. (For muffler-see JD1 & JD3).	Weight: 6 lbs. Outlet O.D.: 2 1/2" Horizontal Length: 17" Vertical Length: 23" Inlet Type: 2 bolt
<b>MUF JDE2</b> Replaces <b>AB3536R</b>	Model B-(styled)-(B,BN,BW,BNH)-(1947-1952) (s/n B201000 & up). Note: Use this pipe with manifolds below: B2282R-(casting number B2282R)-all fuel. B2472R-(casting number B2472R)-gasoline. AB3980R-(casting number B2803R)-gasoline. (For muffler-see JD4).	Weight: 5 lbs. Outlet O.D.: 1 7/8" Horizontal Length: 20" Vertical Length: 25" Inlet Type: 2 bolt
<b>MUF JDE3</b> Replaces <b>AF638R</b>	Model G-(1941-1953)-(s/n G13000 & up). Note: Use this pipe with manifolds below: F552R-(Casting number F552R)-All-fuel. AF1323R-(casting number AF1323R)-gasoline. (For muffler-see JD1 & JD3).	Weight: 6 lbs. Outlet O.D.: 2 1/2" Horizontal Length: 23" Vertical Length: 15" Inlet Type: 2 bolt
<b>MUF JDE4</b> Replaces <b>AA5347R</b>	Model 60 (1954-1955)-all fuel (s/n 60139000 & up). Note: Use this pipe with manifolds below: A5751R (subs for A4641R) -all fuel (For muffler-see JD1, JD2, & JD3).	Weight: 6 lbs. Outlet O.D.: 2 1/2" Horizontal Length: 24" Vertical Length: 12" Inlet Type: 2 bolt
<b>MUF JDE5</b> Replaces <b>AA6742R</b> <b>AR20584R</b>	Model 620 (1956-1958) & 630 (1958-1959). All fuel, Gasoline & LP Gas-Row crop & Std. Note: Use this pipe with manifolds shown below: A5751R (all s/n's-row crop & std. tractors) (For muffler-see JD1, JD2 & JD3).	Weight: 6 lbs. Outlet O.D.: 2 1/2" Horizontal Length: 26" Vertical Length: 14" Inlet Type: 2 bolt
<b>MUF JDE6</b> Replaces <b>AR20516R</b> <b>AF1520R</b>	Model 70 (1953-55), 720 (1956-58) & 730 (1958-59). All fuel, Gasoline & LP Gas. Note: Use this pipe with manifolds shown below: F3035R (all s/n's-row crop & std. tractors) (Muffler-see JD1, JD2, & JD3).	Weight: 6 lbs. Outlet O.D.: 2 1/2" Horizontal Length: 25" Vertical Length: 13" Inlet Type: 2 bolt
<b>MUF JDE7</b> Replaces <b>AR20582R</b> <b>AR4638R</b>	Model 50 (53-55), 520 (56-58) & 530 (58-59)-Gas. Note: Use this pipe with manifolds below: F552R-(casting number F552R)-All fuel (For muffler-see JD4).	Weight: 5 lbs. Outlet O.D.: 1 7/8" Horizontal Length: 26" Vertical Length: 21" Inlet Type: 2 bolt

**John Deere Exhaust Pipes**









PART NO.	FOR MODELS	SPECS.
<b>MUF JDE8</b> Replaces <b>AB3427R</b>	Model B-(styled)-(B, BN, BW, BNH)- (1939-1947) (s/n B96000-B200999). Note: Use this pipe with manifolds below: B2179R-(casting number B2179R) -all fuel. AB3980-(casting number B2803R)-gasoline. (For muffler-see JD4).	Weight: 3 lbs. Outlet O.D.: 1 7/8" Horizontal Length: 19" Vertical Length: 21" Inlet Type: 2 bolt
<b>MUF JDE9</b> Replaces <b>AB322R</b>	Model B-(Unstyled) (s/n B1000-B42199) Note: Use this pipe with manifolds below: B73R - all fuel For muffler- see JD4	Weight: 3 lbs. Outlet O.D.: 1 7/8" Horizontal Length: 19" Vertical Length: 21" Inlet Type: 2 bolt
<b>MUF JDE10</b> Replaces <b>AB1526R</b>	Model B-(Styled) (s/n B96000-B183971) Note: Use this pipe with manifolds below: AB2846R - all fuel. For muffler- see JD4	Weight: 3 lbs. Outlet O.D.: 1 7/8" Horizontal Length: 19" Vertical Length: 21" Inlet Type: 2 bolt
<b>MUF JDE11</b> Replaces <b>AF1972R</b> <b>AR20517R</b>	Model 70 (1953-55), 720 (1956-58) & 730 (1958-59) Diesel. Note: Use this pipe with manifolds show below: F3035R (all s/n's-row crop & std. tractors) For muffler see JD1, JD2, & JD3)	Weight: 6 lbs. Outlet O.D.: 2 1/2" Horizontal Length: 25" Vertical Length: 13" Inlet Type: 2 bolt

**John Deere Combines**









PART NO.	FOR MODELS	SPECS.
<b>MUF JD101</b> Replaces <b>AP17662H</b> Inlet Clamp: MC212	45 to s/n 45-4831; 55 to s/n 55-46800; 65 to s/n 65-11000 (using Hercules engines). (Horizontal round body)	Weight: 8 lbs. Length: 29" Outlet O.D.: 2 1/2" Outlet Length: 5" Shell Length: 19 1/4" Inlet I.D.: 2 3/8" Inlet Length: 4" Shell Diameter: 4 1/4"
<b>MUF JD102</b> Replaces <b>AH11054</b> Inlet Clamp: MC212	55 Gas-HC217 engine (s/n 57001 to 59281). 55 Gas-HE217 engine-(s/n 59282 & up). (Horizontal round body)	Weight: 8 lbs. Length: 25 1/2" Outlet O.D.: 2 1/2" Outlet Length: 2 3/4" Shell Length: 19 3/4" Inlet I.D.: 2 1/2" Inlet Length: 3" Shell Diameter: 4 1/4"
<b>MUF JD103</b> Replaces <b>AH11014H</b> Inlet Clamp: MC314	55 Diesel-HA232-(s/n 46801-60000). 95 Gas-HB317, HD217 or HG217 (s/n 9000 & up). 105 Gas-HA248-(all s/n). (Horizontal round body)	Weight: 7 lbs. Length: 22 1/2" Outlet O.D.: 2 1/2" Outlet Length: 7" Shell Length: 20" Inlet I.D.: 3 1/8" Inlet Length: 2 1/2" Shell Diameter: 5 1/2"

## MUFFLERS

## John Deere Combines








PART NO.	FOR MODELS	SPECS.
<b>MUF JD104</b>  Replaces <b>AP26196H</b> Inlet Clamp: MC212	45 Gas & LP-HA145 engine-(s/n 45-8432 to 45-21500). (Horizontal round body) 	Weight: 11 lbs. Length: 20 1/4" Outlet O.D.: 2" Outlet Length: 4 1/4" Shell Length: 16" Inlet I.D.: 2 1/2" Inlet Length: 2 1/2" Shell Diameter: 4 1/4"
<b>MUF JD105</b>  Replaces <b>AP26767H</b> Inlet Clamp: MC212	45 (Diesel-HA155/165)-s/n 8000 & up. 55 (Gas-HA217)-s/n 46801-57000. 65 (Gas-HC217)-s/n 11001-11600. 65 (Gas-HE217)-s/n 11601 & up. (Vertical round body) 	Weight: 6 lbs. Length: 24" Outlet O.D.: 2 1/2" Outlet Length: 5" Shell Length: 19 3/4" Inlet I.D.: 2 1/2" Inlet Length: 2 1/4" Shell Diameter: 4 1/4"
<b>MUF JD106</b>  Replaces <b>AH21287</b> Inlet Clamp: MC300	105 (all engines-all s/n). (Horizontal round body) 	Weight: 13 lbs. Length: 33 1/2" Outlet O.D.: 3" Outlet Length: 8" Shell Length: 25 1/4" Inlet I.D.: 2 7/8" Inlet Length: 4 1/2" Shell Diameter: 6 1/2"
<b>MUF JD107</b>  Replaces <b>AH75694</b> Inlet Clamp: MC314	4400 (Gas-329 c.i.d. engine). 4400 (Diesel-329 c.i.d. engine). 6600 (Gas-303 c.i.d. engine). (Horizontal round body) 	Weight: 7 lbs. Length: 27" Outlet O.D.: 2 1/2" Outlet Length: 4 1/2" Shell Length: 23" Inlet I.D.: 2 3/4" Inlet Length: 3 1/4" Shell Diameter: 6 1/2"
<b>MUF JD108</b>  Replaces <b>AH87289</b> Inlet Clamp: MC234	3300, 4400, 4420, 6600, 6620, 7700. Note: Naturally aspirated. (Horizontal round body) 	Weight: 12 lbs. Length: 23" Outlet O.D.: 2 1/2" Outlet Length: 2 1/2" Shell Length: 20" Inlet I.D.: 2 3/4" Inlet Length: 4" Shell Diameter: 7"
<b>MUF JD109</b>  Replaces <b>AH87288</b> Inlet Clamp: MC312	6620, 7700, 7720 Turbo Charged (Horizontal round body) 	Weight: 12 lbs. Length: 22 3/4" Outlet O.D.: 3" Outlet Length: 2 3/4" Shell Length: 20" Inlet I.D.: 3 1/2" Inlet Length: 4" Shell Diameter: 7"
<b>MUF JD201</b>  Replaces <b>AH26767H</b> Inlet Clamp: MC212	99 (Gas-HA217 or HB271 engine). 299 (Gas-HE217 engine). (Vertical round body) 	Weight: 6 lbs. Length: 24" Outlet O.D.: 2 1/2" Outlet Length: 5" Shell Length: 19 3/4" Inlet I.D.: 2 1/2" Inlet Length: 2 1/4" Shell Diameter: 4 1/4"
<b>MUF JD203</b>  Replaces <b>AH111834</b> Inlet Clamp: MC314	699 (all engines - all s/n) 9900 (all engines - all s/n) (Horizontal round body) 	Weight: 7 lbs. Length: 22 3/4" Outlet O.D.: 2 3/4" Outlet Length: 3 1/2" Shell Length: 19" Inlet I.D.: 3 1/8" Inlet Length: 2" Shell Diameter: 5 1/2"

## Ford New Holland Tractors







PART NO.	FOR MODELS	SPECS.
<b>MUF FO1</b>  Replaces <b>DDN5230A</b> <b>DKN5230A</b> Inlet Clamp: MC200 Rain Cap: RC2	Major Diesel (1952-1964) (4cyl. Ford Diesel engines) (Vertical round body) 	Weight: 7 lbs. Length: 35" Outlet O.D.: 2" Outlet Length: 9" Shell Length: 17" Inlet I.D.: 1 7/8" Inlet Length: 9" Shell Diameter: 4 1/4"
<b>MUF FO2</b>  Replaces <b>957E 5230A</b> <b>957E 5230C</b> Inlet Clamp: MC134 Rain Cap: RC1	Dexta (Diesel-144 & 152 c.i.d.) (1957-1964) (3 cyl. Perkins Diesel engines) (Vertical round body) 	Weight: 6 lbs. Length: 34" Outlet O.D.: 1 3/4" Outlet Length: 3 1/2" Shell Length: 17" Inlet I.D.: 1 5/8" Inlet Length: 13" Shell Diameter: 4 1/4"
<b>MUF FO3</b>  Replaces <b>8N5230</b> Inlet Clamp: FO300	9N, 2N, & 8N (1939-1952)-(Gas) Note: Welded one-piece horizontal assembly, with flared inlet. 	Weight: 6 lbs. Length: 53" Outlet O.D.: n/a Outlet Length: n/a Shell Length: n/a Inlet I.D.: n/a Inlet Length: n/a Shell Diameter: n/a
<b>MUF FO4</b>  Replaces <b>NAA 5230E</b> Inlet Clamp: MC158 Outlet Clamp: MC158	NAA (53-54), 600 & 700 (55-57), 501, 601, & 701 (58-62), 2000 series (63-64) with 134 c.i.d. Gas. 800 & 900 (55-57) with 172 cid Gas. 860 Jubilee (with FOE1, FOE3). Note: Use FO4A for manifold elbow. (Horizontal round body) 	Weight: 4 lbs. Length: 17 1/2" Outlet O.D.: 1 5/8" Outlet Length: 2 1/2" Shell Length: 13" Inlet I.D.: 1 5/8" Inlet Length: 2 1/4" Shell Diameter: 3 1/4"
<b>MUF FO4A</b>  Replaces <b>NAA 55250B</b>	NAA, Golden Jubilee, 600, 700 & 2000 equipped with 134 cu. In. gas & 172 cu. Inch gas engines. (1955-1957). Note: Used with FO4 muffler which replaces NAA 55250B. 	Weight: 2 lbs. Length: n/a Outlet O.D.: 1 5/8" Outlet Length: n/a Shell Length: n/a Inlet I.D.: 2 bolt Inlet Length: n/a Shell Diameter: n/a
<b>MUF FO5</b>  Replaces <b>CSNN 5230AR</b> Inlet Clamp: MC134 Rain Cap: RC2	2000, 3000, 4000 (65-76)-3 cyl. Gas & Diesel. 5000 (65-75) 4 cyl. Gas & Diesel. Note: When using this muffler, must also use FO5A adapter. 	Weight: 7 lbs. Length: 29" Outlet O.D.: 2" Outlet Length: 13 1/4" Shell Length: 10 3/4" Inlet I.D.: 1 7/8" Inlet Length: 5" Shell Diameter: 4" x 8"
<b>MUF FO5A</b>  Replaces <b>C3NN 5255B</b>	2000, 3000, 4000 (65-75)- 3 cyl. Gas & Diesel. 5000 (65-75) 4 cyl. Gas & Diesel. Note: Adapter pipe for inlet, use with FO5 muffler. (Vertical oval body) 	Weight: 7 lbs. Length: 15 1/2" Outlet O.D.: 1 7/8" Outlet Length: 2 3/4" Shell Length: 11 1/4" Inlet I.D.: 1 7/8" Inlet Length: 1 1/2" Shell Diameter: n/a
<b>MUF FO6</b>  Replaces <b>CSNN 5230AD</b> Inlet Clamp: MC13	5000 (65 & up)-4 cyl. Diesel. Note: Includes bracket & bent outlet pipe. (Horizontal oval body) 	Weight: 7 lbs. Length: 19 1/4" Outlet O.D.: 1 3/4" Outlet Length: 6 1/2" Shell Length: 10 1/2" Inlet I.D.: 1 3/4" Inlet Length: 2 1/4" Shell Diameter: 4" x 8"

**MUFFLERS**

**Ford New Holland Tractors**

PART NO.	FOR MODELS	SPECS.
<p><b>MUF FO8</b></p> <p>Replaces <b>C5NN 5230AC</b> Inlet Clamp: <b>MC200</b> Rain Cap: <b>RC2</b></p>	<p>6000-6 cyl. Diesel (64-66) (Vertical oval body)</p> 	<p>Weight: 7 lbs. Length: 29" Outlet O.D.: 2" Outlet Length: 13 1/4" Shell Length: 10 3/4" Inlet I.D.: 2" Inlet Length: 5" Shell Diameter: 4" x 8"</p>
<p><b>MUF FO9</b></p> <p>Custom Design Inlet Clamp: <b>FO300</b></p>	<p>9N, 2N, &amp; 8N (1939-1952)-Gas. Note: Welded one piece assembly with flared inlet, requires special inlet clamp, FO300. 2" Flare</p> 	<p>Weight: 7 lbs. Length: n/a Outlet O.D.: n/a Outlet Length: n/a Shell Length: n/a Inlet I.D.: 1 3/8" Inlet Length: n/a Shell Diameter: n/a</p>
<p><b>MUF FO10</b></p> <p>Custom Design Inlet Clamp: <b>FO300</b></p>	<p>9N, 2N, &amp; 8N (1939-1952) (Gas) Note: Two piece assembly. 2" Flare</p> 	<p>Weight: 7 lbs. Length: n/a Outlet O.D.: n/a Outlet Length: n/a Shell Length: n/a Inlet I.D.: 1 3/8" Inlet Length: n/a Shell Diameter: n/a</p>
<p><b>MUF FO11</b></p> <p>Custom Design Inlet Clamp: <b>MC112</b> Rain Cap: <b>RC0</b></p>	<p>9N (1939-1942), 2N (1942-1947) &amp; 8N (1948-1952). Note: Use to replace muffler in VERTICAL exhaust systems FO9 &amp; FO10. (Vertical round body)</p> 	<p>Weight: 3 lbs. Length: 17" Outlet O.D.: 1 1/2" Outlet Length: 4" Shell Length: 11 1/4" Inlet I.D.: 1 1/2" Inlet Length: 2 1/4" Shell Diameter: 3 1/4"</p>
<p><b>MUF FO12</b></p> <p>Custom Design Inlet Clamp: <b>MC134</b></p>	<p>NAA, 501, 600, 700, 800, 900, 2000 &amp; 4000 (Gas 53-64). Note: Two piece assembly.</p> 	<p>Weight: 7 lbs. Length: 17 1/2" Outlet O.D.: n/a Outlet Length: n/a Shell Length: n/a Inlet I.D.: 1 3/4" Inlet Length: n/a Shell Diameter: n/a</p>
<p><b>MUF FO13</b></p> <p>Custom Design Inlet Clamp: <b>MC200</b></p>	<p>501, 601, 701, 801, 901, &amp; 1801. (Diesel 144, 172)-801 &amp; 901 (Gas) (1958-1964). Note: Two piece assembly Two MC200 clamps are included.</p> 	<p>Weight: 8 lbs. Length: 17 1/2" Outlet O.D.: 2" Outlet Length: n/a Shell Length: n/a Inlet I.D.: 2" Inlet Length: n/a Shell Diameter: n/a</p>
<p><b>MUF FO14</b></p> <p>Replaces <b>310079</b> Inlet Clamp: <b>MC200</b> Outlet Clamp: <b>MC178</b></p>	<p>801,-901 (58-62), 4000 series (61-64), &amp; 1801 (58-60) with 172 cid Gas &amp; Diesel. 501, 601, 701 (58-62), 861 Power master 2000 series (63-64) with 144 cid Diesel. 4000 (65-75), 3600 &amp; 4600 (75-81) 3 Cyl. diesel - All Orchard &amp; Narrow. Note: Uses FO14A for manifold elbow. (Horizontal round body)</p> 	<p>Weight: 3 lbs. Length: 17 1/2" Outlet O.D.: 1 7/8" Outlet Length: 2" Shell Length: 13 1/2" Inlet I.D.: 2" Inlet Length: 2" Shell Diameter: 3 1/2"</p>

**Ford New Holland Tractors**

PART NO.	FOR MODELS	SPECS.
<p><b>MUF FO14A</b></p> <p>Replaces <b>310075F</b></p>	<p>Cast iron manifold elbow. 800, 900 &amp; 4000 ag tractors equipped with 172 cu. in. gas engines. (1958-1964). Note: Used with FO14 muffler, which replaces 310075F.</p> 	<p>Weight: 2 lbs. Length: n/a Outlet O.D.: 2" Outlet Length: n/a Shell Length: n/a Inlet I.D.: 2 bolt Inlet Length: n/a Shell Diameter: n/a</p>
<p><b>MUF FO15</b></p> <p>Replaces <b>C5NN5230AH</b> Inlet Clamp: <b>MC134</b></p>	<p>2000 &amp; 3000 (64-69) 3 cyl. Gas &amp; Diesel (Horizontal oval body)</p> 	<p>Weight: 7 lbs. Length: 29" Outlet O.D.: 1 3/4" Outlet Length: 13 1/4" Shell Length: 10 1/2" Inlet I.D.: 1 3/4" Inlet Length: 5 1/2" Shell Diameter: 4" x 8"</p>
<p><b>MUF FO16</b></p> <p>Replaces <b>C5NN5230AB</b> Inlet Clamp: <b>MC134</b></p>	<p>4000 (65 &amp; up) - 3 cyl. Gas &amp; Diesel. (Horizontal oval body)</p> 	<p>Weight: 7 lbs. Length: 29" Outlet O.D.: 1 3/4" Outlet Length: 13 1/2" Shell Length: 10 1/2" Inlet I.D.: 1 3/4" Inlet Length: 5 1/2" Shell Diameter: 4" x 8"</p>
<p><b>MUF FO17</b></p> <p>Replaces <b>C7NN5230Z</b> <b>C7NN5230AB</b> <b>C7NN5230AC</b> Inlet Clamp: <b>MC178</b> Rain Cap: <b>RC2</b></p>	<p>2000, 3000, 4000 &amp; 5000 (68 &amp; up) 3 cyl &amp; 4 cyl. Gas &amp; Diesel. (Vertical round body)</p> 	<p>Weight: 7 lbs. Length: 29" Outlet O.D.: 2" Outlet Length: 7 1/2" Shell Length: 17" Inlet I.D.: 1 7/8" Inlet Length: 4 1/2" Shell Diameter: 5 1/2"</p>
<p><b>MUF FO18</b></p> <p>Replaces <b>C7NN5230G</b> Inlet Clamp: <b>MC134</b></p>	<p>2000 &amp; 3000 (69-75)-2100, 3100, 2110 &amp; 4110, 2600, 3600 Ag. models. 231 &amp; 531 Ind. (65-81) -all 3 cyl. Diesel. (Horizontal oval body)</p> 	<p>Weight: 7 lbs. Length: 20 1/2" Outlet O.D.: 1 3/4" Outlet Length: 8" Shell Length: 10 1/2" Inlet I.D.: 1 3/4" Inlet Length: 2" Shell Diameter: 4" x 8"</p>
<p><b>MUF FO19</b></p> <p>Replaces <b>C9NN5230C</b> Inlet Clamp: <b>MC300</b> Rain Cap: <b>RC4</b></p>	<p>8200, 8600 -6 cyl. Diesel (68-76) 9200, 9600 -6 cyl. Diesel (69-76) (Vertical round body)</p> 	<p>Weight: 13 lbs. Length: 41" Outlet O.D.: 3" Outlet Length: 8 1/4" Shell Length: 24 1/2" Inlet I.D.: 2 7/8" Inlet Length: 9 1/4" Shell Diameter: 4"</p>

MUFFLERS

Ford New Holland Tractors

PART NO.	FOR MODELS	SPECS.
<b>MUF FO20</b>  Custom Design Inlet Clamp: MC112 Outlet Clamp: MC112	9N, 2N & 8N (1939-1952) Note: Used to replace muffler in horizontal exhaust systems for FO3 (can also replace muffler in 8N5230) (Horizontal round body)	Weight: 4 lbs. Length: 34" Outlet O.D.: 1 1/2" Outlet Length: 8 1/2" Shell Length: 23" Inlet I.D.: 1 1/2" Inlet Length: 2 1/2" Shell Diameter: 3 1/4"
<b>MUF FO21</b>  Custom Design Muffler replaces NAA5230E	NAA, 501, 600, 700, 800, 900 2000 & 4000 (Gas- 53-64) Note: One piece welded assy. Pipe is not available separately. Specs refer to muffler.	Weight: 7 lbs. Length: 17 1/2" Outlet O.D.: 1 1/2" Outlet Length: 2 1/4" Shell Length: 13" Inlet I.D.: 1 11/16" Inlet Length: 2 1/4" Shell Diameter: 3 1/4"
<b>MUF FO22</b>  Custom Design	501, 601, 701, 801, 901 & 1801 (Diesel 144, 172)-801 & 901 (Gas) (1958 to 1964) Note: One piece welded assy. Pipe is not available separately. Specs refer to muffler.	Weight: 8 lbs. Length: 17 1/2" Outlet O.D.: 1 3/4" Outlet Length: 2 1/4" Shell Length: 13" Inlet I.D.: 2" Inlet Length: 2 1/4" Shell Diameter: 3 1/4"
<b>MUF FO23</b>  Replaces D2NN5230A Inlet Clamp: MC212 Rain Cap: RC3	7000, 7100 & 7200 (75-76) 4 cyl. dsl (Vertical round body)	Weight: 7 lbs. Length: 36" Outlet O.D.: 2 1/2" Outlet Length: 7 1/2" Shell Length: 24" Inlet I.D.: 2 3/8" Inlet Length: 4 1/2" Shell Diameter: 4 1/4"
<b>MUF FO24</b>  Replaces D5NN5230D D5NN5230E Inlet Clamp: MC178 Rain Cap: RC2	2000, 3000, 4000 & 5000 series (75 up) 3 cyl. & 4 cyl. Gas, LP & Diesel. (Vertical oval body)	Weight: 13 lbs. Length: 39" Outlet O.D.: 2" Outlet Length: 9" Shell Length: 26" Inlet I.D.: 1 7/8" Inlet Length: 4" Shell Diameter: 4 1/2 x 9"
<b>MUF FO25</b>  Replaces D5NN5230F D5NN5230V D9NN5230FA17M E4NN5230DA17M Inlet Clamp: MC212 Rain Cap: RC3	750 Loader (1975-81) 5110 (1984-91) 5610, 6410, 6610, 6710, 7000, 7100, 7200, 7600, 7610, 700 Turbo 1977 & up 7710 (75 up) 4 cyl. diesel. Note: for curved outlet use EE-5 extender. (Vertical oval body)	Weight: 14 lbs. Length: 38" Outlet O.D.: 2 1/2" Outlet Length: 8" Shell Length: 26" Inlet I.D.: 2 3/8" Inlet Length: 4" Shell Diameter: 4 1/2" x 9"
<b>MUF FO26</b>  Replaces D6NN5230T D9NN5230EA17M Inlet Clamp: MC178 Rain Cap: RC2	231, 232 (1975-81) 3 Cyl 5000, 5600, 6600, 6700, 7600 & 7700 - non turbo (65-75) 4 cyl. diesel Also 4600 - 3 cyl. diesel (Vertical oval body)	Weight: 13 lbs. Length: 49" Outlet O.D.: 2" Outlet Length: 18 3/4" Shell Length: 26 1/4" Inlet I.D.: 1 7/8" Inlet Length: 4" Shell Diameter: 4 1/2" x 9"
<b>MUF FO27</b>  Replaces D5NN5230S Inlet Clamp: MC234 Rain Cap: RC4	8700 - 6 cyl. Diesel (76-78) (Vertical oval body)	Weight: 17 lbs. Length: 44" Outlet O.D.: 3" Outlet Length: 10 3/4" Shell Length: 31 1/4" Inlet I.D.: 2 3/4" Inlet Length: 2" Shell Diameter: 5" x 11"

Ford New Holland Tractors

PART NO.	FOR MODELS	SPECS.
<b>MUF FO28</b>  Replaces E4NN5230GB Inlet Clamp: MC178	2910, 3910, 4000, 4110 (81-85), 4130, 4600, 4610 (65-82) 4630 3 cyl. Diesel 5000, 5600, 5610, 5700, 6600 & 6700 (65-80) w/cab. 4 cyl. Diesel Ag. 515, 531, 535 & 545(78-82) - w/cab 3 cyl. Diesel Industrial. (Vertical oval body)	Weight: 13 lbs. Length: 41" Outlet O.D.: 2" Outlet Length: 8 1/2" Shell Length: 26 1/2" Inlet I.D.: 1 7/8" Inlet Length: 6" Shell Diameter: 4 1/2" x 9"
<b>MUF FO29</b>  Replaces E4NN5230F Inlet Clamp: MC178	2000-3000 (65 up), 2600, 3600 (75-80), 2610, 3610, (81-82), 2810, 2910, 3910 (85-90) Ag. models. 230A, 231, 335, 340, 420, 445 & 540 Industrial. (75-90) (Vertical oval body)	Weight: 14 lbs. Length: 49" Outlet O.D.: 2" Outlet Length: 27" Shell Length: 16" Inlet I.D.: 1 7/8" Inlet Length: 6" Shell Diameter: 4 1/2" x 9"
<b>MUF FO30</b>  Replaces D6NN5230F Inlet Clamp: MC178	550, 555, 555A, 555B & 655. (1975-78) Industrial Tractor/loader/ backhoe. Note: In some special applications can replace FO17. (Horizontal round body)	Weight: 16 lbs. Length: 55" Outlet O.D.: Bent pipe Outlet Length: 23 1/4" Shell Length: 27" Inlet I.D.: 1 7/8" Inlet Length: 3 3/4" Shell Diameter: 5 1/2"
<b>MUF FO31</b>  Replaces C7NN5230H Inlet Clamp: MC134	3230, 3430, 3930, 4000 (65-74), 4130, 4610 & 4610SU, 4630 (82-90)3 cyl. Diesel. (Horizontal oval body)	Weight: 7 lbs. Length: 19 1/2" Outlet O.D.: 1 3/4" Outlet Length: 7" Shell Length: 10 1/2" Inlet I.D.: 1 3/4" Inlet Length: 2" Shell Diameter: 4" x 8"
<b>MUF FO32</b>  Replaces D6NN5230AJ Inlet Clamp: MC312 Rain Cap: RC8	9700 - 6 cyl. Diesel (Vertical oval body).	Weight: 21 lbs. Length: 44 1/2" Outlet O.D.: 3 1/2" Outlet Length: 10 3/4" Shell Length: 31 1/2" Inlet I.D.: 3 1/2" Inlet Length: 2 3/4" Shell Dia: 5 1/4" x 11 1/2"
<b>MUF FO33</b>  Replaces 314100521 Rain Cap: RC0	1110, 1210, 1215, 1310, 1320, 1510, 1710, 1910, (1983-1987) (Vertical round body)	Weight: 5 lbs. Length: 24" Outlet O.D.: 1 1/2" Outlet Length: 2" Shell Length: 15" Inlet I.D.: Base plate Inlet Length: 6" Shell Dia: 3 1/4"
<b>MUF FO34</b>  Replaces 314100350 Rain Cap: RC1	1100, 1300, 1500, 1900 (1979- 1982) (Vertical round body)	Weight: 6 lbs. Length: 24" Outlet O.D.: 1 3/4" Outlet Length: 2" Shell Length: 14" Inlet I.D.: Base plate Inlet Length: 8 1/2" Shell Dia: 4 1/4"

**MUFFLERS**

**Ford New Holland Tractors**

PART NO.	FOR MODELS	SPECS.
<b>MUF FO35</b>  Replaces <b>314102140</b>  Rain Cap: <b>RC1</b>	1700, 1720, 1920, 2120, 3415 (1987 to present) (Vertical round body)	Weight: 7 lbs. Length: 28 1/2" Outlet O.D.: 1 3/4" Outlet Length: 2" Shell Length: 19" Inlet I.D.: Base plate Inlet Length: 7" Shell Dia: 4 1/4"
<b>MUF FO36</b>  Replaces <b>E4NN5230</b> <b>BA17M</b>  Inlet Clamp: <b>MC312</b>	8630 and 8730 6 cyl. (1990-1993) 8830 TW-15, TW-20, TW-25 and TW-35. (Vertical oval body)	Weight: 20 lbs. Length: 48" Outlet O.D.: 3 1/2" Outlet Length: Bent pipe Shell Length: 31 5/8" Inlet I.D.: 3 1/2" Inlet Length: 2" Shell Dia: 5" x 11"
<b>MUF FO37</b>  Replaces <b>E4NN5230</b> <b>AA17M</b>  Inlet Clamp: <b>MC312</b>	TW-30 Note: Muffler has a straight 1 1/2" diameter aspirator. (Vertical oval body)	Weight: 30 lbs. Length: 50 1/2" Outlet O.D.: 3 1/2" Outlet Length: Bent pipe Shell Length: 31 5/8" Inlet I.D.: 3 1/2" Inlet Length: 2" Shell Dia: 5" x 11"
<b>MUF FO38</b>  Replaces <b>E4NN5230</b> <b>CA17M</b>  Inlet Clamp: <b>MC234</b>	TW-5, TW-10 (Vertical oval body)	Weight: 19 lbs. Length: 47" Outlet O.D.: 2 3/4" Outlet Length: Bent pipe Shell Length: 31 5/8" Inlet I.D.: 2 3/4" Inlet Length: 2" Shell Dia: 5" x 11"
<b>MUF FO39</b>  Replaces <b>0970014</b>  Inlet Clamp: <b>MC212</b>	256 V (1984-1985) Versatile with Cummins / Ford engine, 276 II, 276V (Vertical oval body)	Weight: 12 lbs. Length: 33 1/2" Outlet O.D.: 2 3/4" Outlet Length: Bent pipe Shell Length: 18" Inlet I.D.: 3" Inlet Length: 2 1/4" Shell Dia: 4" x 9"
<b>MUF FO40</b>  Replaces <b>09702857</b>  Inlet Clamp: <b>MC234</b>	9030 E, 9030 V (1990-1997) Bi-directional tractor Vertical oval body. (Vertical oval body)	Weight: 13 lbs. Length: 43" Outlet O.D.: 2 3/4" Outlet Length: Bent pipe Shell Length: 18" Inlet I.D.: 3" Inlet Length: 2 1/4" Shell Dia: 4" x 9"
<b>MUF FO41</b>  Replaces <b>D9N-</b> <b>N5230HA17M</b>  Inlet Clamp: <b>MC178</b>	550 3 cyl. (1975-1978) Gas/Diesel Loader/Backhoe 3930 (Vertical round body)	Weight: 13 lbs. Length: 60" Outlet O.D.: 2" Outlet Length: Bent pipe Shell Length: 26" Inlet I.D.: 1 7/8" Inlet Length: 3 3/4" Shell Dia: 5 1/2"

**Ford New Holland Tractors**

PART NO.	FOR MODELS	SPECS.
<b>MUF FO42</b>  Replaces <b>D4NN5230F</b>  Inlet Clamp: <b>MC314</b>	6 cyl. loader (1974-1983) (Vertical round body)	Weight: 20 lbs. Length: 32" Outlet I.D.: 3" Outlet Length: 3" Shell Length: 27 1/2" Inlet I.D.: 3" Inlet Length: 1 1/2" Shell Dia: 9"
<b>MUF FO43</b>  Replaces <b>83959846</b>  Inlet Clamp: <b>MC212</b>	4835 4 cyl. 1996 (Vertical round body)	Weight: 8 lbs. Length: 31" Outlet I.D.: 2 1/2" Outlet Length: 11" Shell Length: 15" Inlet I.D.: 2 3/8" Inlet Length: 5" Shell Dia: 6"

**Ford New Holland Exhaust Pipes**

PART NO.	FOR MODELS	SPECS.
<b>MUF FOE1</b>  Replaces <b>NCA5255B</b>  Inlet Clamp: <b>MC112</b>	600 (55-57), 601 (58-62), 2000 series (63-64); 134 cid Gas. 800 & 900 (55-57); 172 cid Gas all models except RowCrop. Note: Used with FO-4 muffler and FOE2 or FOE3 tailpipes. (Horizontal outlet pipe)	Weight: 3 lbs. Horizontal Length: 32" Vertical Length: 17" Outlet O.D.: 1 1/2" Inlet I.D.: 1 1/2"
<b>MUF FOE2</b>  Replaces <b>313810</b>  Inlet Clamp: <b>MC112</b>	501, 601, 701 (58-62) & 2000 series (63-64) Used on all models including RowCrop with Select-o-Speed transmission. Note: Also replaces old FOE5 (Horizontal tailpipe)	Weight: 3 lbs. Horizontal Length: 53" Vertical Length: n/a Outlet O.D.: 1 1/2" Inlet I.D.: 1 1/2"
<b>MUF FOE3</b>  Replaces <b>NCA5263B</b>  Inlet Clamp: <b>MC112</b>	NAA (53-54), 600 & 700 (55-57), 501 (59-62) 601 & 701 (58-62), 2000 series (63-64) with 134 cid Gas..800 (55-57) with 172 cid Gas.(all transmissions except Select-o-speed). Note: Used with FOE1 or FOE4 or FOE8. (Horizontal tailpipe)	Weight: 3 lbs. Horizontal Length: 54" Vertical Length: n/a Outlet O.D.: 1 1/2" Inlet I.D.: 1 1/2"
<b>MUF FOE4</b>  Replaces <b>NCB5255B</b>  Inlet Clamp: <b>MC112</b>	700 (55-57), 501 & 701 (58-62) and 2000 series (63-64) RowCrop models only. with 134 cid Gas. 900 (55-57) RowCrop only. With 172 cid Gas. All transmissions. Note: Used with FO4 muffler, also FOE3 or FOE12 tailpipes. (Horizontal outlet pipe)	Weight: 3 lbs. Horizontal Length: 32" Vertical Length: 17" Outlet O.D.: 1 1/2" Inlet I.D.: 1 1/2"
<b>MUF FOE7</b>  Replaces <b>NAA5255E</b>  Inlet Clamp: <b>MC112</b>	500, 600, 2000 (4 & 5 speed transmission). 2111 (Diesel)-offset -(1959)- 4 & 5 speed transmission. Note: Used with FOE13 outlet pipe. (Horizontal outlet pipe)	Weight: 2 lbs. Horizontal Length: 37" Vertical Length: n/a Outlet O.D.: 1 1/2" Inlet I.D.: 1 1/2"

**MUFFLERS**

**Ford New Holland Exhaust Pipes**



PART NO.	FOR MODELS	SPECS.
<b>MUF FOE8</b> Replaces <b>NAA5255D</b> Inlet Clamp: <b>MC112</b>	NAA (with 4 speed trans). (1953-1954) Note: Used with FO4 muffler and FOE3 tailpipe. (Horizontal outlet pipe)	Weight: 6 lbs. Horizontal Length: 78" Vertical Length: 24" Outlet O.D.: 1 1/2" Inlet I.D.: 1 1/2"
<b>MUF FOE9</b> Replaces <b>311050</b> Inlet Clamp: <b>MC134</b>	801 (58-62), 4000 series (61-64), 1801 (58-60) with 172 cid Gas. 4 & 5 speed transmission Not for RowCrop. Note: Used with FOE-10 outlet pipe. (Horizontal tailpipe)	Weight: 4 lbs. Horizontal Length: 60" Vertical Length: n/a Outlet O.D.: 1 3/4" Inlet I.D.: 1 3/4"
<b>MUF FOE10</b> Replaces <b>311051</b> Inlet Clamp: <b>MC134</b>	801 (58-62), 4000 series (61-64), 1801 (58-60) with 172 cid Gas. All transmissions. Not for Rowcrop. Note: Used with FO14 muffler and FOE9 or FOE11 tailpipe (Horizontal outlet pipe)	Weight: 3 lbs. Horizontal Length: 29" Vertical Length: 24" Outlet O.D.: 1 3/4" Inlet I.D.: 1 3/4"
<b>MUF FOE11</b> Replaces <b>313808</b> Inlet Clamp: <b>MC134</b>	801(58-62) 4000 series (61-64) with 172 cid Gas & Select-o-Speed transmission. Note: Used with FOE10 outlet pipe. (Horizontal tailpipe)	Weight: 2 lbs. Horizontal Length: 56" Vertical Length: n/a Outlet O.D.: 1 3/4" Inlet I.D.: 1 3/4"
<b>MUF FOE12</b> Replaces <b>311466</b> Inlet Clamp: <b>MC134</b>	901 (58-62), 4000 series (61-64) RowCrop with 172 cid Gas - 4 & 5 speed transmission. Note: Used with FOE13 outlet pipe. (Horizontal tailpipe)	Weight: 2 lbs. Horizontal Length: 60" Vertical Length: n/a Outlet O.D.: 1 3/4" Inlet I.D.: 1 3/4"
<b>MUF FOE13</b> Replaces <b>311467</b> Inlet Clamp: <b>MC134</b>	901 (58-62), 4000 series (61-64) RowCrop with 172 cid Gas and Select-o-speed transmission. Note: Used with FO14 muffler and FOE12 or FOE14 tailpipe. (Horizontal outlet pipe)	Weight: 3 lbs. Horizontal Length: 27" Vertical Length: 18" Outlet O.D.: 1 3/4" Inlet I.D.: 1 3/4"
<b>MUF FOE14</b> Replaces <b>313809</b> Inlet Clamp: <b>MC134</b>	901 (58-62), 4000 series (61-64) Rowcrop with 172 cid Gas & Select-o-Speed transmission. Note: Used with FOE13 outlet pipe. (Horizontal tailpipe)	Weight: 4 lbs. Horizontal Length: 60" Vertical Length: n/a Outlet O.D.: 1 3/4" Inlet I.D.: 1 3/4"

**Ford New Holland Exhaust Pipes**




PART NO.	FOR MODELS	SPECS.
<b>MUF FOE15</b> <b>Custom Design</b> Inlet Clamp: <b>MC300</b>	9N, 2N & 8N (1939-1952) Note: Used as part of FOE16 assembly. Requires use of FO300 inlet clamp kit. (Vertical exhaust pipe)	Weight: 4 lbs. Horizontal Length: 13 1/2" Vertical Length: 29" Outlet O.D.: 1 1/2" Inlet I.D.: 1 3/8"
<b>MUF FOE16</b> <b>Custom Design</b> Inlet Clamp: <b>MC300</b>	9N, 2N & 8N (1939-1952)-(Gas) Note: Two piece assembly includes pipe clamp CL112 and support bracket. Also inlet is flared and must use special FO300 (not included). Note: No muffler is included. 2" flare	Weight: 7 lbs. Horizontal Length: n/a Vertical Length: n/a Outlet O.D.: n/a Inlet I.D.: 1 3/8"
<b>MUF FOE17</b> <b>Custom Design</b>	NAA, 501, 600, 700, 800, 900, 2000 & 4000 (Gas 53-64). Note: Two piece assembly. No muffler is included. This assembly gives maximum exhaust flow - more power.	Weight: 5 lbs. Horizontal Length: n/a Vertical Length: n/a Outlet O.D.: 1 3/4" Inlet I.D.: 1 3/8"
<b>MUF FOE18</b> <b>Custom Design</b>	9N, 2N & 8N (1939-1952) Note: Used as part of MUF FO3 assembly. Also inlet is flared. Use special clamp kit FO300. (Horizontal exhaust pipe)	Weight: 3 lbs. Horizontal Length: 22" Vertical Length: 15 1/2" Outlet O.D.: 1 1/2" Inlet I.D.: 1 3/8"
<b>MUF FOE19</b> <b>Custom Design</b>	NAA, 501, 600, 700, 800, 900, 2000 & 4000 (Gas 53-64) Note: One piece bent pipe assembly.	Weight: 5 lbs. Horizontal Length: n/a Vertical Length: n/a Outlet O.D.: 1 1/2" Inlet I.D.: 1 3/8"
<b>MUF FOE20</b> <b>Custom Design</b>	801, 901 & 4000 (Gas-172) (1958-1964) Note: One piece assembly. (support bracket and clamp included) This assembly gives maximum exhaust flow - more power.	Weight: 3 lbs. Horizontal Length: n/a Vertical Length: n/a Outlet O.D.: 1 3/4" Inlet I.D.: 1 3/8"

**MUFFLERS**







**Ford New Holland Exhaust Pipes**

PART NO.	FOR MODELS	SPECS.
<b>MUF FOE21</b>  Replaces <b>C7NN5245B</b>  Inlet Clamp: <b>MC200</b>	2000, 3000 (69 up), 2100, 2110, 3100, 4110, 2600, 3600 Ag 231 & 531 Industrial (65 & up) (Horizontal tailpipe) - From outlet pipe to rear. 	Weight: 5 lbs. Horizontal Length: 47" Vertical Length: 24" Outlet O.D.: 1 3/4" Inlet I.D.: 2"
<b>MUF FOE22</b>  Replaces <b>C7NN5245C</b> <b>82865271</b> <b>E9NN5245BA</b> <b>E9NN5245BB</b>  Inlet Clamp: <b>MC200</b>	(Horizontal tailpipe) - From outlet pipe to rear. 	Weight: 5 lbs. Horizontal Length: 47" Vertical Length: 24" Outlet O.D.: 1 3/4" Inlet I.D.: 2"

**International Tractors**

PART NO.	FOR MODELS	SPECS.
<b>MUF IH1</b>  Replaces <b>351436R92</b>  Inlet Clamp: <b>MC112</b> Rain cap: <b>RC0</b>	Farmall Cub - Standard (not Lo-Boy) (Vertical-round Body). 	Weight: 5 lbs. Horizontal Length: 22" Outlet O.D.: 1 1/2" Outlet Length: 6 3/4" Shell Length: 12 1/2" Inlet I.D.: 1 3/8" Inlet Length: 2 3/4" Shell Diameter: 3 1/4"
<b>MUF IH2</b>  Replaces <b>361116R91</b>  Inlet Clamp: <b>MC112</b> Outlet Clamp: <b>MC112</b>	International Cub - Lo Boy (Horizontal-round body). 	Weight: 5 lbs. Horizontal Length: 22" Outlet O.D.: 1 1/2" Outlet Length: 6 3/4" Shell Length: 12 1/2" Inlet I.D.: 1 3/8" Inlet Length: 2 3/4" Shell Diameter: 3 1/4"
<b>MUF IH3</b>  Replaces <b>360720R91</b> <b>360720R92</b>  Inlet Clamp: <b>MC200</b> Rain Cap: <b>RC2</b>	Farmall A, Super A, B, BN, C & Super C (1939-1954). Farmall 100, 130, 140, 200, 230 & 240 (C-123 Gas Engine). Farmall 330 & 340 (C-135 Gas Engine) International 330 & 340 (Utility C-135 Gas Engine). Also T-340 Crawler (C-135 Gas engine). (Vertical round body) 	Weight: 6 lbs. Horizontal Length: 29" Outlet O.D.: 2" Outlet Length: 9 1/4" Shell Length: 17" Inlet I.D.: 1 15/16" Inlet Length: 2 3/4" Shell Diameter: 4 1/4"

**International Tractors**

PART NO.	FOR MODELS	SPECS.
<b>MUF IH4</b>  Replaces <b>350600R95</b> <b>350660R95</b>  Inlet Clamp: <b>MC212</b> Rain Cap: <b>RC3</b>	Farmall H & International W4 (with C152 gas engine) Super H & Super W4 (with C164 gas engine) Farmall 300 & 350 (C169 & C175 gas engine) Note: This is original style muffler, OEM style subs to IH10. (Vertical round body) 	Weight: 6 lbs. Horizontal Length: 29" Outlet O.D.: 2 1/2" Outlet Length: 11 3/4" Shell Length: 14 1/2" Inlet I.D.: 2 3/8" Inlet Length: 2 1/2" Shell Diameter: 5 1/2"
<b>MUF IH5</b>  Replaces <b>362483R91</b>  Inlet Clamp: <b>MC158</b> Outlet Clamp: <b>MC134</b>	International 300 (s/n 9501-62482 with C169 Gas engine) (Horizontal round body) 	Weight: 5 lbs. Horizontal Length: 24" Outlet O.D.: 1 3/4" Outlet Length: 2" Shell Length: 19 1/2" Inlet I.D.: 1 3/8" Inlet Length: 2" Shell Diameter: 4 1/4"
<b>MUF IH6</b>  Replaces <b>365966R91</b>  Inlet Clamp: <b>MC158</b> Outlet Clamp: <b>MC134</b>	International 300 (s/n 62493 & up) and International 350 (s/n 501 & up) both use C175 Gas. International 504 (s/n 3104 & up, with C135 gas engine) (Horizontal round body) 	Weight: 5 lbs. Horizontal Length: 22 1/2" Outlet O.D.: 1 3/4" Outlet Length: 2 3/4" Shell Length: 16 3/4" Inlet I.D.: 1 3/8" Inlet Length: 2 3/4" Shell Diameter: 4 1/4"
<b>MUF IH7</b>  Replaces <b>704616R93</b> <b>3109793R91</b>  Inlet Clamp: <b>MC200</b> Rain Cap: <b>RC2</b>	B275 & B414 Utility. (BD144 Diesel) (Vertical round body) 	Weight: 6 lbs. Horizontal Length: 34" Outlet O.D.: 2" Outlet Length: 7" Shell Length: 20" Inlet I.D.: 2" Inlet Length: 6 3/4" Shell Diameter: 4 1/4"
<b>MUF IH8</b>  Replaces <b>3046362R91</b>  Inlet Clamp: <b>MC200</b> Rain Cap: <b>RC2</b>	B-414 (Utility) - (B-144 Gas) (Vertical round body). 	Weight: 7 lbs. Horizontal Length: 41" Outlet O.D.: 2" Outlet Length: 7" Shell Length: 20" Inlet I.D.: 2" Inlet Length: 13" Shell Diameter: 4 1/4"
<b>MUF IH9</b>  Replaces <b>371039R91</b> <b>371039R92</b>  Inlet Clamp: <b>MC178</b> Outlet Clamp: <b>MC200</b>	1963 - 330, 340, 560, I-560, 656 & 660 (C-263 Gas & D-282 Diesel). International 460 & 460 Grove (C-221 Gas & D-236). diesel 1968 - I-504 (D-188 Diesel) - s/n 3104 & up. I-606 - 2606 (C-221 Gas & D-236 Diesel engines). 1973 - 544-2544, 656-2656, 664 (Case) (Horizontal round body) 	Weight: 5 lbs. Horizontal Length: 22 1/2" Outlet O.D.: 2" Outlet Length: 3" Shell Length: 17" Inlet I.D.: 1 7/8" Inlet Length: 3" Shell Diameter: 4 1/4"

MUFFLERS

International Tractors

PART NO.	FOR MODELS	SPECS.
<p><b>MUF IH10</b></p> <p>Replaces  <b>350601R95</b>  <b>357288R92</b>  <b>370773R91</b>  <b>370644R91</b>                      Inlet Clamp: <b>MC212</b>                      Rain Cap: <b>RC3</b></p>	<p>Farmall H, Super H, M, Super M, MD, Super MD, Super MTA. also International W-4, S-W4, W6, S-W6, WD6 &amp; S-WD6. (Gas &amp; Diesel engines).                      Farmall 300 &amp; 350 (C-175 Gas engine).                      Farmall 400 &amp; 450 (C-281 Gas &amp; D-281 Diesel engine)                      Farmall 460 &amp; International 606 (C-221 Gas &amp; D-236 Diesel engine).                      Farmall 560 (C-236 Gas &amp; D-282 Diesel engine).(Vertical round body)</p>	<p>Weight: 8 lbs.                      Horizontal Length: 29"                      Outlet O.D.: 2 1/2"                      Outlet Length: 14"                      Shell Length: 13"                      Inlet I.D.: 2 3/8"                      Inlet Length: 2 1/2"                      Shell Diameter: 6"</p>
<p><b>MUF IH11</b></p> <p>Replaces  <b>381665R92</b>  <b>403825R1</b>                      Inlet Clamp: <b>MC200</b>                      Rain Cap: <b>RC2</b></p>	<p>3414, 424, 2424, 444 &amp; 2444 Industrial. (B-144 Gas &amp; BD-144 Diesel engines). I-504 &amp; 2504 (C-135 Gas engine). (Vertical round body)</p>	<p>Weight: 6 lbs.                      Horizontal Length: 27"                      Outlet O.D.: 2"                      Outlet Length: 10"                      Shell Length: 14 1/2"                      Inlet I.D.: 1 15/16"                      Inlet Length: 2 1/2"                      Shell Diameter: 5 1/2"</p>
<p><b>MUF IH12</b></p> <p>Replaces  <b>303973R91</b>  <b>264117R92</b>  <b>637661C1</b>                      Inlet Clamp: <b>MC314</b>                      Rain Cap: <b>RC4</b></p>	<p>W-9 (Gas), WD-9 (Diesel)                      T-9 (Gas), TD-9 &amp; TD-14 (Diesel)                      International 600 &amp; 650 (C-350 Gas &amp; D-350 Diesel engines). (Vertical round body)</p>	<p>Weight: 6 lbs.                      Horizontal Length: 22"                      Outlet O.D.: 3"                      Outlet Length: 3 1/2"                      Shell Length: 14 1/2"                      Inlet I.D.: 3 1/4"                      Inlet Length: 2 1/2"                      Shell Diameter: 6"</p>
<p><b>MUF IH13</b></p> <p>Replaces  <b>384346R91</b>  <b>403551R1</b>                      Inlet Clamp: <b>MC212</b>                      Rain Cap: <b>RC3</b></p>	<p>706 (D-310 Diesel engine).                      Note: This is original style muffler. 464, 574, 615, 656, 664, 674, 715, 2500, 2656 w/engines BD154, C135, C146, C175, C200, D188, D236, D301 (Vertical round body)</p>	<p>Weight: 8 lbs.                      Horizontal Length: 34"                      Outlet O.D.: 2 1/2"                      Outlet Length: 14"                      Shell Length: 17"                      Inlet I.D.: 2 3/8"                      Inlet Length: 3"                      Shell Diameter: 5 1/2"</p>
<p><b>MUF IH14</b></p> <p>Replaces  <b>384345R1</b>  <b>384345R91</b>                      Inlet Clamp: <b>MC300</b>                      Rain Cap: <b>RC4</b></p>	<p>706 (C-263 Gas) &amp; 806 (C-301 Gas &amp; D-361 Diesel).(Vertical round body)</p>	<p>Weight: 8 lbs.                      Horizontal Length: 34"                      Outlet O.D.: 3"                      Outlet Length: 14"                      Shell Length: 17"                      Inlet I.D.: 2 15/16"                      Inlet Length: 3 1/2"                      Shell Diameter: 5 1/2"</p>






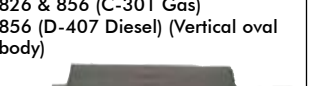
International Tractors

PART NO.	FOR MODELS	SPECS.
<p><b>MUF IH15</b></p> <p>Replaces  <b>376352R91</b>                      Inlet Clamp: <b>MC212</b>                      Rain Cap: <b>RC3</b></p>	<p>International 660 (C-263 Gas engine).(Vertical round body)</p>	<p>Weight: 8 lbs.                      Horizontal Length: 29"                      Outlet O.D.: 2 1/2"                      Outlet Length: 5"                      Shell Length: 20"                      Inlet I.D.: 2 3/8"                      Inlet Length: 4 1/4"                      Shell Diameter: 4 1/4"</p>
<p><b>MUF IH16</b></p> <p>Replaces  <b>264126R92</b>  <b>264126C4</b>                      Inlet Clamp: <b>MC234</b>                      Rain Cap: <b>RC7</b></p>	<p>F-20, F-30,W-30 (Gas) &amp; TD-18 (Dsl) (Vertical round body)</p>	<p>Weight: 6 lbs.                      Horizontal Length: 26"                      Outlet O.D.: 2 3/4"                      Outlet Length: 6 1/2"                      Shell Length: 15"                      Inlet I.D.: 2 3/4"                      Inlet Length: 4 3/4"                      Shell Diameter: 4 1/4"</p>
<p><b>MUF IH17</b></p> <p>Replaces  <b>398512R2</b>                      Inlet Clamp: <b>MC300</b>                      Rain Cap: <b>RC4</b></p>	<p>706 &amp; 756 (D-310 Diesel), 826 (D-358 Diesel).                      Note: Measure carefully before ordering - also see IH13 &amp; IH22 for the 706 tractor. (Vertical round body)</p>	<p>Weight: 11 lbs.                      Horizontal Length: 40"                      Outlet O.D.: 3"                      Outlet Length: 8"                      Shell Length: 19 1/2"                      Inlet I.D.: 2 15/16"                      Inlet Length: 12 1/4"                      Shell Diameter: 6"</p>
<p><b>MUF IH18</b></p> <p>Replaces  <b>370664R1</b>                      Inlet Clamp: <b>MC212</b>                      Rain Cap: <b>RC3</b></p>	<p>Farmall 544 (C-200 Gas &amp; D-239 Diesel) (Vertical round body)</p>	<p>Weight: 5 lbs.                      Horizontal Length: 29"                      Outlet O.D.: 2 1/2"                      Outlet Length: 11 3/4"                      Shell Length: 14 1/2"                      Inlet I.D.: 2 3/4"                      Inlet Length: 2 1/2"                      Shell Diameter: 5 1/2"</p>
<p><b>MUF IH19</b></p> <p>Replaces  <b>398511R1</b>                      Inlet Clamp: <b>MC300</b>                      Rain Cap: <b>RC4</b></p>	<p>706 (C-263 &amp; C-291 Gas/LP), 756 &amp; (C-291 Gas/LP), 856 (C-301 Gas/LP) (Vertical round body)</p>	<p>Weight: 10 lbs.                      Horizontal Length: 34"                      Outlet O.D.: 3"                      Outlet Length: 10 1/2"                      Shell Length: 19 1/2"                      Inlet I.D.: 2 15/16"                      Inlet Length: 4"                      Shell Diameter: 6"</p>
<p><b>MUF IH20</b></p> <p>Replaces  <b>393840R91</b></p>	<p>Cub Cadet Tractor models: 102, 104, 105, 106, 107, 122, 123, 125, 126 &amp; 127 (using Kohler 10 &amp; 12 hp 1 cyl. engines) (Horizontal round body)</p>	<p>Weight: 2.5 lbs.                      Horizontal Length: 15"                      Outlet O.D.: 1 5/16"                      Outlet Length: 2 1/2"                      Shell Length: 12 1/2"                      Inlet I.D.: 1 1/2"                      Inlet Length: 1 3/4"                      Shell Diameter: 3 1/4"</p>
<p><b>MUF IH21</b></p> <p>Replaces  <b>530577R1</b>                      Inlet Clamp: <b>MC400</b>                      Rain Cap: <b>RC8</b></p>	<p>1026 (D-407 Diesel), 1206 (DT-361 Diesel).                      1256 &amp; 1456 (DT-407 Diesel engine) (Vertical oval body.)</p>	<p>Weight: 17 lbs.                      Horizontal Length: 38"                      Outlet O.D.: 3 1/2"                      Outlet Length: 10 1/2"                      Shell Length: 23"                      Inlet I.D.: 3 3/4"                      Inlet Length: 4 1/2"                      Shell Diameter: 5" x 11"</p>








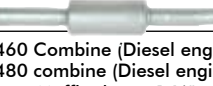



**MUFFLERS**

**International Tractors**

PART NO.	FOR MODELS	SPECS.
<b>MUF IH22</b>  Replaces <b>530880R4</b> Inlet Clamp: <b>MC300</b> Rain Cap: <b>RC4</b>	706 & 756 (D-310 Diesel) & 826 (D-358 Diesel). (Vertical oval body) 	Weight: 16 lbs. Horizontal Length: 42" Outlet O.D.: 3" Outlet Length: 5 1/4" Shell Length: 23" Inlet I.D.: 2 15/16" Inlet Length: 14" Shell Diameter: 5" x 11"
<b>MUF IH23</b>  Replaces <b>3047572R93</b> Inlet Clamp: <b>MC178</b>	354-1972 B-414, I-424 & I-2424 Industrial (all use B-144 Gas engine) (Horizontal oval body) 	Weight: 7 lbs. Horizontal Length: 38" Outlet O.D.: 1 3/4" Outlet Length: Bent tube Shell Length: 12" Inlet I.D.: 1 7/8" Inlet Length: Bent tube Shell Diameter: 3 1/2" x 7"
<b>MUF IH24</b>  Replaces <b>533924R1</b> Inlet Clamp: <b>MC212</b> Rain Cap: <b>RC2</b>	I-454, 574, 674 & 684 Utility. (C-200 Gas & D-239 Diesel engine) (Vertical oval body) 	Weight: 11 lbs. Horizontal Length: 30" Outlet O.D.: 2" Outlet Length: 9 1/2" Shell Length: 19" Inlet I.D.: 2 3/8" Inlet Length: 3 1/2" Shell Diameter: 4 1/2" x 9"
<b>MUF IH25</b>  Replaces <b>534546R1</b> Inlet Clamp: <b>MC314</b> Rain Cap: <b>RC4</b>	766 (D-361 Diesel), 966 (D-414 Diesel) & H100 (D-436 Diesel engine). (Vertical oval body) 	Weight: 16 lbs. Horizontal Length: 50" Outlet O.D.: 3" Outlet Length: 4" Shell Length: 23" Inlet I.D.: 3 3/16" Inlet Length: 22" Shell Diameter: 5" x 11"
<b>MUF IH26</b>  Replaces <b>534546R6</b> <b>534546R3</b> Inlet Clamp: <b>MC400</b> Rain Cap: <b>RC8</b>	1066 (DT-414 Diesel) & 1466, 1566 (DT-436 diesel engine). 4366, 4386 (Vertical oval body) 	Weight: 17 lbs. Horizontal Length: 44" Outlet O.D.: 3 1/2" Outlet Length: 8 3/4" Shell Length: 23" Inlet I.D.: 3 3/4" Inlet Length: 12" Shell Diameter: 5" x 11"
<b>MUF IH27</b>  Replaces <b>530578R4</b> <b>570578R3</b> Inlet Clamp: <b>MC300</b> Rain Cap: <b>RC4</b>	666, 686, H70, H86, 706 & 766 (C-263 & C-291 Gas). 706 (D-310 diesel). 806 (C-301 Gas & D-361 Diesel). 826 & 856 (C-301 Gas) 856 (D-407 Diesel) (Vertical oval body) 	Weight: 16 lbs. Horizontal Length: 34" Outlet O.D.: 3" Outlet Length: 8 1/4" Shell Length: 23" Inlet I.D.: 2 15/16" Inlet Length: 3 1/4" Shell Diameter: 5" x 11"

**International Combines**

PART NO.	FOR MODELS	SPECS.
<b>MUF IH101</b>  Replaces <b>305469R1</b> Inlet Clamp: <b>MC200</b> Rain Cap: <b>RC2</b>	101, 151 & 203 combines (Gas eng.) (all serial numbers & models) (Vertical round body) 	Weight: 4 lbs. Horizontal Length: 12" Outlet O.D.: 2" Outlet Length: 1 3/4" Shell Length: 6 1/4" Inlet I.D.: 2" Inlet Length: 2 1/2" Shell Diameter: 6"
<b>MUF IH102</b>  Replaces <b>379376R91</b> Inlet Clamp: <b>MC200</b>	303 Combine (Gas engine) (Horizontal round body) 	Weight: 6 lbs. Horizontal Length: 12" Outlet O.D.: 2 1/4" Outlet Length: 2" Shell Length: 10 1/2" Inlet I.D.: 2" Inlet Length: 2 1/4" Shell Diameter: 6"
<b>MUF IH103</b>  Replaces <b>379370R91</b> Inlet Clamp: <b>MC212</b>	403 & 503 Combines (Gas engine) (Horizontal round body) 	Weight: 7 lbs. Horizontal Length: 13 1/2" Outlet O.D.: 2" Outlet Length: 2" Shell Length: 11 1/2" Inlet I.D.: 2 3/8" Inlet Length: 2" Shell Diameter: 7 1/2"
<b>MUF IH104</b>  Replaces <b>359842R93</b> <b>359842R91</b> Inlet Clamp: <b>MC200</b>	91, 93, 1010, 141 127, 151 & 18 Combines (Gas engine) (Horizontal round body) 	Weight: 6 lbs. Horizontal Length: 26" Outlet O.D.: 2" Outlet Length: 8 3/4" Shell Length: 14 1/2" Inlet I.D.: 2" Inlet Length: 2 1/2" Shell Diameter: 5 1/2"
<b>MUF IH105</b>  Replaces <b>384345R92</b> <b>393540R91</b> Inlet Clamp: <b>MC300</b> Rain Cap: <b>RC4</b>	403 & 503 Combine (Gas engine) (Vertical round body) 	Weight: 10 lbs. Horizontal Length: 34" Outlet O.D.: 3" Outlet Length: 11" Shell Length: 19 1/2" Inlet I.D.: 2 15/16" Inlet Length: 3" Shell Diameter: 6"
<b>MUF IH106</b>  Replaces <b>401776R</b> <b>548369R1</b> Inlet Clamp: <b>MC300</b>	715 Combine (Gas engine) (Horizontal round body) 	Weight: 8 lbs. Horizontal Length: 30" Outlet O.D.: 3" Outlet Length: 17 1/2" Shell Length: 11 1/2" Inlet I.D.: 3" Inlet Length: 3" Shell Diameter: 7 1/2"
<b>MUF IH107</b>  Replaces <b>531852R1</b> Inlet Clamp: <b>MC300</b>	815 Combine (V-8 335 Gas engine) (Vertical round body) 	Weight: 7 lbs. Horizontal Length: 30" Outlet O.D.: 3" Outlet Length: 20" Shell Length: 12" Inlet I.D.: 2 15/16" Inlet Length: 3" Shell Diameter: 6"
<b>MUF IH108</b>  Replaces <b>546129R1</b> Inlet Clamp: <b>MC300</b>	915 Combine (V8-345 Gas & 6 cyl. Diesel) 815 Combine (V8-345 Gas & 6 cyl. Diesel) (Horizontal round body). 	Weight: 8 lbs. Horizontal Length: 46" Outlet O.D.: 3" Outlet Length: 20" Shell Length: 13" Inlet I.D.: 2 15/16" Inlet Length: 12" Shell Diameter: 6"
<b>MUF IH109</b>  Replaces <b>131086C91</b> Inlet Clamp: <b>MC400</b>	1460 Combine (Diesel engine). 1480 combine (Diesel engine). Note: Muffler has a 1 1/4" aspirator tube. Also special mounting brackets (Horizontal round body) 	Weight: 16 lbs. Horizontal Length: 28" Outlet O.D.: 4 1/8" Outlet Length: 10 1/2" Shell Length: 28" Inlet I.D.: 3 3/4" Inlet Length: 5" Shell Diameter: 6 1/2"

MUFFLERS

International Cotton Pickers

PART NO.	FOR MODELS	SPECS.
<b>MUF IH201</b>  Replaces <b>357288R92</b> <b>370773R91</b> Inlet Clamp: MC212 Rain Cap: RC3	314 & 320 Cotton picker D-282 -(1 row tractor mounted) (Vertical round body)	Weight: 8 lbs. Horizontal Length: 29" Outlet O.D.: 2 1/2" Outlet Length: 14" Shell Length: 13" Inlet I.D.: 2 3/8" Inlet Length: 2 1/2" Shell Diameter: 6"
<b>MUF IH202</b>  Replaces <b>359842R93</b> Inlet Clamp: MC200	214, 214A, 220 & 220A cotton picker 414 & 420. Also BD-24 (Horizontal round body)	Weight: 6 lbs. Horizontal Length: 26" Outlet O.D.: 2" Outlet Length: 8 3/4" Shell Length: 14 1/2" Inlet I.D.: 2" Inlet Length: 2 1/2" Shell Diameter: 5 1/2"

Kubota









PART NO.	DESCRIPTION	SPECS.
<b>MUF KU1</b>  Replaces <b>15221</b> <b>12116</b> Inlet Clamp: MC158	L-185, L-235, L-275, L-285, L-295, L-305, L-345, L-2050, L-2350. (Vertical round body)	Weight: 6 lbs. Horizontal Length: 20 1/2" Outlet O.D.: 1 3/4" Outlet Length: 2" Shell Length: 16 1/2" Inlet I.D.: 1 5/8" Inlet Length: 2" Shell Diameter: 4"
<b>MUF KUE1</b>  Replaces <b>12410</b> <b>34219</b> Inlet Clamp: MC200	Extension Pipe - Breakover L-185, L-235, L-275, L-285, L-295, L-305, L-345, L-2050, L-2350. Note: use with KU1 muffler. Will not fit Kubota OEM muffler. Clamp not included.	Weight: 2 lbs. Horizontal Length: 24 1/4" Outlet O.D.: 1 1/4" Outlet Length: n/a Shell Length: n/a Inlet I.D.: 1 3/4" Inlet Length: n/a Shell Diameter: n/a
<b>MUF KU2</b>  Replaces <b>1575112010</b>	B1550, B1750, B5200, B6200, B7200 1983-1989 13 hp thru 20 hp (Vertical round body)	Weight: 4 lbs. Horizontal Length: 20" Outlet O.D.: 1 3/4" Outlet Length: 2 3/4" Shell Length: 10 1/2" Inlet I.D.: Base plate Inlet Length: 6" Shell Diameter: 3 1/4"
<b>MUF KU3</b>  Replaces <b>1562112110</b>	M6950, M7950 1983-1987 66 hp thru 76 hp (Vertical round body)	Weight: 10 lbs. Horizontal Length: 34" Outlet O.D.: 2" Outlet Length: 3 1/2" Shell Length: 28" Inlet I.D.: Base plate Inlet Length: 2 3/4" Shell Diameter: 5"

Massey Tractors









PART NO.	DESCRIPTION	SPECS.
<b>MUF MF1</b>  Replaces <b>186886M91</b> Inlet Clamp: MC134	MF-65 (Diesel) - (1958-1964) (Horizontal round body)	Weight: 6 lbs. Horizontal Length: 40" Outlet O.D.: Bent tube Outlet Length: 15 1/2" Shell Length: 23" Inlet I.D.: 1 3/4" Inlet Length: 2 1/4" Shell Diameter: 3 1/4"
<b>MUF MF2</b>  Replaces <b>187269M91</b> Inlet Clamp: MC214 Rain Cap: RC3	MF-85 & MF-88 (Gas & LP) (1958-62) (Vertical round body)	Weight: 6 lbs. Horizontal Length: 38" Outlet O.D.: 2 1/4" Outlet Length: 8" Shell Length: 14 1/2" Inlet I.D.: 2 3/16" Inlet Length: 15" Shell Diameter: 4 1/4"
<b>MUF MF3</b>  Replaces <b>187553M92</b> Inlet Clamp: MC214 Rain Cap: RC3	MF-85, MF-88 & MF-90 (Diesel) (Vertical round body)	Weight: 6 lbs. Horizontal Length: 37" Outlet O.D.: 2 1/4" Outlet Length: 10 1/2" Shell Length: 14 1/2" Inlet I.D.: 2 1/4" Inlet Length: 11 1/4" Shell Diameter: 4 1/4"
<b>MUF MF4</b>  Replaces <b>190435M92</b> Inlet Clamp: MC214 Rain Cap: RC3	MF-90 (Gas & LP engines) (Vertical round body)	Weight: 6 lbs. Horizontal Length: 37" Outlet O.D.: 2 1/4" Outlet Length: 10 1/2" Shell Length: 14 1/2" Inlet I.D.: 2 1/8" Inlet Length: 11 1/2" Shell Diameter: 4 1/4"
<b>MUF MF5</b>  Replaces <b>1022401M1</b> Inlet Clamp: MC400 Rain Cap: RC9	MF-97 (Diesel) (1962-64) (Vertical round body)	Weight: 8 lbs. Horizontal Length: 24" Outlet O.D.: 4" Outlet Length: 3 1/4" Shell Length: 19" Inlet I.D.: 3 15/16" Inlet Length: 1 1/2" Shell Diameter: 6"
<b>MUF MF6</b>  Replaces <b>508825M94</b> <b>539523M92</b> <b>898535M91</b> Inlet Clamp: MC200 Outlet Clamp: CL200	MF-20, MF-30, MF-31, MF-32, MF40B, & MF-50 (Gas & Diesel) MF-230, MF-240, MF-250 & MR-290 (Gas & Diesel Perkins engines) Note: MF290 to replace 898535M91, also use 898534M1 OEM tailpipe. (Horizontal round body)	Weight: 4 lbs. Horizontal Length: 32" Outlet O.D.: 2" Outlet Length: 12 1/2" Shell Length: 16 1/2" Inlet I.D.: 2" Inlet Length: 2 3/4" Shell Diameter: 3 1/4"
<b>MUF MF7</b>  Replaces <b>505545M91</b> (Muffler) <b>181600M91</b> (Pipe)	MF-35, MH35 & TO35 ag. MF-202, 203, 204 & 205 (Gas and Diesel) Utility Tractors Note: Complete assem- bly includes muffler, inlet pipe and clamp. MF17 muffler is used in this assembly. MFE2 pipe is used in this assembly. Pipe has 3 bolt flange inlet.	Weight: 9 lbs. Horizontal Length: n/a Outlet O.D.: 1 1/2" Outlet Length: n/a Shell Length: n/a Inlet I.D.: n/a Inlet Length: n/a Shell Diameter: 3 1/4"
<b>MUF MF8</b>  Replaces <b>184207M91</b> Rain Cap: RC0	TO-35 (Gas & Diesel) (1955-1957) Vertical one piece assembly	Weight: 9 lbs. Horizontal Length: n/a Outlet O.D.: 1 1/2" Outlet Length: n/a Shell Length: 10 1/4" Inlet I.D.: n/a Inlet Length: n/a Shell Diameter: 3 1/4"

**MUFFLERS**

**Massey Tractors**

PART NO.	DESCRIPTION	SPECS.
<b>MUF MF9</b>  Replaces <b>184207M91</b> Rain Cap: <b>RC0</b>	TO-35 (Gas & Diesel) (1955-1957) For replacement muffler use FO11 	Weight: 9 lbs. Pipe Length: 17 1/2" Outlet O.D.: 1 1/2" Outlet Length: n/a Shell Length: 10 1/2" Inlet I.D.: 1 3/4" Inlet Length: 2 1/4" Shell Diameter: 3 1/4"
<b>MUF MF10</b>  Replaces <b>181867M91</b> Inlet Clamp: <b>MC178</b> Rain Cap: <b>RC2</b>	MF-35 (1960-1964) - Gas & Diesel MF135 (1964-1974) - Gas & Diesel MF202, 203, 204, 205 - Gas & Diesel Utility Tractors Note: MF10 is used as both vertical & horizontal for these tractor applications. (Round body) 	Weight: 6 lbs. Horizontal Length: 34" Outlet O.D.: 2" Outlet Length: 14 1/2" Shell Length: 17" Inlet I.D.: 1 7/8" Inlet Length: 3" Shell Diameter: 4 1/4"
<b>MUF MF11</b>  Replaces <b>182609M91</b> Inlet Clamp: <b>MC200</b> Outlet Clamp: <b>MC112</b>	Ferguson F-40 & MF-50 (1957-64) (Gas & LP engines) Note: Use for both horizontal & vertical applications. (Round body) 	Weight: 4 lbs. Horizontal Length: 18 1/2" Outlet O.D.: 1 3/8" Outlet Length: 2" Shell Length: 15 1/2" Inlet I.D.: 1 15/16" Inlet Length: 2 1/2" Shell Diameter: 3 1/4"
<b>MUF MF12</b>  Replaces <b>184207M91</b> Inlet Clamp: <b>MC200</b> Outlet Clamp: <b>MC112</b>	MF-50 & MR-65 (Gas engine) MF-302 & MF-304 (Gas engine) MF-302 & 304 (Gas engine) (Horizontal round body) 	Weight: 4 lbs. Horizontal Length: 18" Outlet O.D.: 1 3/8" Outlet Length: 2 1/2" Shell Length: 13 1/2" Inlet I.D.: 1 15/16" Inlet Length: 2" Shell Diameter: 3 1/4"
<b>MUF MF13</b>  Replaces <b>187184M1</b> Inlet Clamp: <b>MC134</b> Outlet Clamp: <b>MC134</b>	MF-50 & MF-65 (Gas & Diesel) (57-64) Note: Vertical & horizontal MF50 Vertical for MF65 (Round body) 	Weight: 6 lbs. Horizontal Length: 34" Outlet O.D.: 1 3/4" Outlet Length: 11" Shell Length: 20" Inlet I.D.: 1 3/4" Inlet Length: 2 3/4" Shell Diameter: 3 1/4"
<b>MUF MF14</b>  Replaces <b>32999A</b> Inlet Clamp: <b>MC212</b> Rain Cap: <b>RC3</b>	55, 55D, 55K & 555 Massey Harris - (1942-1957) (Vertical round body) 	Weight: 5 lbs. Horizontal Length: 21" Outlet O.D.: 2 1/2" Outlet Length: 5" Shell Length: 14" Inlet I.D.: 2 3/8" Inlet Length: 2" Shell Diameter: 6"
<b>MUF MF15</b>  Replaces <b>32289A</b> <b>767994M91</b> Inlet Clamp: <b>MC212</b> Rain Cap: <b>RC3</b>	Massey Harris - (1942-1957) - Gas & Diesel 20, 20K, 22, 22K (exc. 1948), 30, 30K, 33, 333, 44, 44SPL, 44D, 44K, 44-6, 444, 81, 82, 101Jr, 101Sr, & 102Sr. (Horizontal round body) 	Weight: 4 lbs. Horizontal Length: 21" Outlet O.D.: 2 1/2" Outlet Length: 5" Shell Length: 14" Inlet I.D.: 2 3/8" Inlet Length: 2" Shell Diameter: 4 1/4"
<b>MUF MF16</b>  Replaces <b>505545M91</b>	TO-20 & TO-30 Gas (1948-1957) Note: Pipe has flared inlet. Special clamp MC300 required. 	Weight: 7 lbs. Horizontal Length: 23" Outlet O.D.: 1 1/2" Outlet Length: Bent pipe Shell Length: n/a Inlet I.D.: 1 3/8" Inlet Length: n/a Shell Diameter: 3 1/4"

**Massey Tractors**

PART NO.	DESCRIPTION	SPECS.
<b>MUF MF17</b>  Replaces <b>180364M91</b> <b>505545M92</b> Inlet Clamp: <b>MC112</b> Outlet Clamp: <b>MC112</b>	TE-20, TO-20 & TO-30 (1948-1954) TO-35 & MF-35 (1955-63) Gas & Diesel) MF-135 (1964-1974) Gas & Diesel (Horizontal round body) 	Weight: 4 lbs. Horizontal Length: 34" Outlet O.D.: 1 1/2" Outlet Length: 8 1/2" Shell Length: 23" Inlet I.D.: 1 1/2" Inlet Length: 2 1/2" Shell Diameter: 3 1/4"
<b>MUF MF18</b>  Replaces <b>184207M91</b> Rain Cap: <b>RC0</b>	TO-20 & TO-30 Gas (48-57) Note: Special clamp MC300 required. For replacement muffler use FO11. Pipe has flared inlet. Pipe is custom design. 2 piece assy. 	Weight: 8 lbs. Pipe Length: 17 1/2" Outlet O.D.: 1 1/2" Outlet Length: n/a Shell Length: 10 1/2" Inlet I.D.: 1 3/8" Inlet Length: n/a Shell Diameter: 3 1/4"
<b>MUF MF19</b>  Replaces <b>184207M91</b> Rain Cap: <b>RC0</b>	TO-20 & TO-30 Gas (48-57) Note: Special clamp MC300 required. Pipe has flared inlet. Pipe is custom design. 1 piece assy. 	Weight: 8 lbs. Pipe Length: Bent pipe Outlet O.D.: 1 1/2" Outlet Length: n/a Shell Length: 10 1/4" Inlet I.D.: 1 3/8" Inlet Length: n/a Shell Diameter: 3 1/4"
<b>MUF MF20</b>  Custom Design Inlet Clamp: <b>MC300</b>	TO-20 & TO-30 Gas Vertical exhaust Note: Complete 2 piece unit for use without muffler. 2" Flare 	Weight: 4 lbs. Horizontal Length: 13" Outlet O.D.: 1 1/2" Outlet Length: n/a Shell Length: 29" Inlet I.D.: 1 3/8" Inlet Length: n/a Shell Diameter: n/a
<b>MUF MF21</b>  Replaces <b>180364M91</b> <b>505545M92</b> Inlet Clamp: <b>MC112</b> Outlet Clamp: <b>MC112</b>	MH-35, MF-35 & TO-35 (Horizontal round body) 	Weight: 4 lbs. Horizontal Length: 34" Outlet O.D.: 1 1/2" Outlet Length: 11" Shell Length: 23" Inlet I.D.: 1 1/2" Inlet Length: 2 3/4" Shell Diameter: 3 1/4"
<b>MUF MF22</b>  Replaces <b>505404M91</b> <b>539525M91</b> Inlet Clamp: <b>MC134</b>	MF-150 (Gas & Diesel)- early s/n machines. (Vertical round body) 	Weight: 7 lbs. Horizontal Length: 37" Outlet O.D.: 1 1/2" Outlet Length: 10" Shell Length: 17" Inlet I.D.: 1 3/8" Inlet Length: 10" Shell Diameter: 3 1/4"
<b>MUF MF23</b>  Replaces <b>194431M91</b> Inlet Clamp: <b>MC214</b>	MF-165, MF-175 & MF-180 (Gas & Diesel) (Perkins 4-236 & 4-248 c.i.d.) Note: This muffler is for tractors with loader. (See MF30 also) (Vertical round body) 	Weight: 7 lbs. Horizontal Length: 40" Outlet O.D.: Bent pipe Outlet Length: 13" Shell Length: 16 1/2" Inlet I.D.: 2 1/8" Inlet Length: 10" Shell Diameter: 4 1/4"
<b>MUF MF24</b>  Replaces <b>509939M91</b> <b>513563M92</b> <b>523394M95</b> Inlet Clamp: <b>MC234</b> Rain Cap: <b>RC7</b>	MF-70 (gas & Diesel) MF-1080 (4 cyl. Gas engine) MF-1100 (6 cyl. Gas engine) Note: Also available for this application is an oval body muffler - see MF29 or MF23. For tractor with a loader and space is limited. (Vertical round body) 	Weight: 8 lbs. Horizontal Length: 32" Outlet O.D.: 2 3/4" Outlet Length: 5 1/2" Shell Length: 17" Inlet I.D.: 2 3/4" Inlet Length: 9 1/2" Shell Diameter: 5 1/4"

**MUFFLERS**

**Massey Tractors**








PART NO.	DESCRIPTION	SPECS.
<b>MUF MF25</b>  Replaces <b>510634M91</b> Inlet Clamp: MC312 Rain Cap: RC8	MF-1100 (354 Diesel) MF-1130 (T-354 Diesel) Note: Also available for this application is an oval body muffler - see MF28. (Vertical round body)	Weight: 10 lbs. Horizontal Length: 32" Outlet O.D.: 3 1/2" Outlet Length: 2 3/4" Shell Length: 20 1/2" Inlet I.D.: 3 7/16" Inlet Length: 9" Shell Diameter: 6"
<b>MUF MF26</b>  Replaces <b>521017M91</b>	MF-10 & MF-12 (using Kohler 10 & 12 hp 1 cyl. engine) (Horizontal round body)	Weight: 3 lbs. Horizontal Length: 9" Outlet O.D.: 1" Outlet Length: 1/2" Shell Length: 5 1/2" Inlet I.D.: 1" Inlet Length: 3 1/4" Shell Diameter: 4 1/4"
<b>MUF MF27</b>  Custom Design Rain Cap: RC2	MF-65 (w/Perkins diesel) Note: Outlet I.D. fits 2" O.D. pipe.	Weight: 7 lbs. Pipe Length: 17 1/2" Outlet O.D.: 2" Outlet Length: 1/2" Shell Length: 12" Inlet I.D.: n/a Inlet Length: n/a Shell Diameter: 4 1/4"
<b>MUF MF28</b>  Replaces <b>522421M92</b> <b>530689M91</b> Inlet Clamp: MC312 Rain Cap: RC8	MF-1100 (354 Dsl); MF-1130 (T-354 Dsl) Note: Also available for this application is a round body muffler - see MF25	Weight: 16 lbs. Pipe Length: 34 1/2" Outlet O.D.: 3 1/2" Outlet Length: 4" Shell Length: 23 1/2" Inlet I.D.: 3 1/2" Inlet Length: 7 1/2" Shell Diameter: 6" x 9 1/2"
<b>MUF MF29</b>  Replaces <b>522422M92</b> <b>530690M91</b> Inlet Clamp: MC234 Rain Cap: RC7	MF-70 & 80 Gas & Diesel MF-1080 (4 cyl. Gas & Diesel engine) MF-1100 (6 cyl. Gas engine) Note: Also available for this application is a round body muffler MF24.	Weight: 11 lbs. Pipe Length: 32" Outlet O.D.: 2 3/4" Outlet Length: 6 1/2" Shell Length: 16" Inlet I.D.: 2 3/4" Inlet Length: 10" Shell Diameter: 5" x 11"
<b>MUF MF30</b>  Replaces <b>523394M95</b> Inlet Clamp: MC134	MF-165, MF-175 & MF-180 (Gas & Diesel) (Perkins 4-236 & 4-248 c.i.d. Note: This muffler is for tractors without loader. See MF23. (Vertical round body)	Weight: 11 lbs. Pipe Length: 32" Outlet O.D.: 2 3/4" Outlet Length: 6 1/2" Shell Length: 16" Inlet I.D.: 2 3/4" Inlet Length: 10" Shell Diameter: 5" x 11"
<b>MUF MF31</b>  Replaces <b>522589M91</b> <b>539523M92</b> <b>539525M91</b> <b>890476M92</b> Inlet Clamp: MC134	MF-135 (U.K.) & MF-150 (Gas & Diesel) (using Perkins engines) MF-230, 240, 250 (Gas & Diesel) MF-245, 255, 265, 275 (Diesel) Note: See MFE9 (Horizontal round body)	Weight: 5 lbs. Pipe Length: 39" Outlet O.D.: 1 3/4" Outlet Length: 12" Shell Length: 15" Inlet I.D.: 1 3/4" Inlet Length: 12" Shell Diameter: 4 1/4"
<b>MUF MF32</b>  Replaces <b>505545M91</b>	MF-35 (Diesel) Pipe has 3 bolt flange inlet. Note: MFE12 pipe is used in this assembly. MF17 muffler is used in this assembly, See MF17	Weight: 9 lbs. Pipe Length: n/a Outlet O.D.: 1 1/2" Outlet Length: n/a Shell Length: n/a Inlet I.D.: n/a Inlet Length: n/a Shell Diameter: 3 1/4"

**Massey Tractors**








PART NO.	DESCRIPTION	SPECS.
<b>MUF MF33</b>  Replaces <b>525196M1</b> <b>525193M1</b> Inlet Clamp: MC212 Rain Cap: RC4	MF-1500 & MF-1800 (late s/n - Cat. Diesel) MF-1505 & MF-1805 (Cat. Diesel) Note: Muffler has dual inlet. See MF25. (Vertical round body)	Weight: 25 lbs. Horizontal Length: 41" Outlet O.D.: 3" Outlet Length: 3" Shell Length: 36" Inlet I.D.: 2 1/2" Inlet Length: 2 3/4" Shell Diameter: 9"
<b>MUF MF34</b>  Replaces <b>181867M91</b> Rain Cap: RC1	TE-20, TO-35 & MF-35 (Perkins dsl) MF-135 (Gas) Pipe has 3 bolt base plate.	Weight: 7 lbs. Horizontal Length: n/a Outlet O.D.: 1 1/2" Outlet Length: n/a Shell Length: 12" Inlet I.D.: n/a Inlet Length: n/a Shell Diameter: 3 1/4"
<b>MUF MF35</b>  Replaces <b>187184M91</b> Rain Cap: RC1	50, 65 Massey Diesel MF-135 (Perkins Gas & Diesel) Pipe has 3 bolt flange inlet. Muffler not available separately.	Weight: 7 lbs. Horizontal Length: n/a Outlet O.D.: 1 3/4" Outlet Length: n/a Shell Length: 12" Inlet I.D.: n/a Inlet Length: n/a Shell Diameter: 4 1/4"
<b>MUF MF36</b>  Replaces <b>522589M91</b> Muffler <b>522584M91</b> Pipe	MF-135 (Perkins Gas & Diesel) Note: MFE9 pipe and MF31 muffler is used in this assembly. Pipe has 3 bolt flange inlet.	Weight: 9 lbs. Horizontal Length: n/a Outlet O.D.: 1 3/4" Outlet Length: n/a Shell Length: n/a Inlet I.D.: n/a Inlet Length: n/a Shell Diameter: 4 1/4"
<b>MUF MF37</b>  Replaces <b>529390M94</b> <b>539950M92</b> Inlet Clamp: MC234 Rain Cap: RC7	MF-1085 (Diesel) (Vertical oval body)	Weight: 12 lbs. Horizontal Length: 24" Outlet O.D.: 2 3/4" Outlet Length: 4 1/2" Shell Length: 17 1/2" Inlet I.D.: 2 3/4" Inlet Length: 2 1/2" Shell Diameter: 6" x 10"
<b>MUF MF38</b>  Replaces <b>578090M92</b> <b>535389M91</b> <b>998669M91</b> Inlet Clamp: MC214	MF-230, MF-235, MF-245, MF-255, MF-265, MF-275 (Gas & Diesel engine) Note: MF38 has straight outlet pipe. To use as replacement for 535389M91 & 998669M91 also order EE3 extender pipe. (Vertical oval body)	Weight: 11 lbs. Horizontal Length: 34" Outlet O.D.: 2" Outlet Length: 8 1/2" Shell Length: 23" Inlet I.D.: 2 1/2" Inlet Length: 2 3/4" Shell Diameter: 4" x 8"
<b>MUF MF39</b>  Replaces <b>528068M92</b> Inlet Clamp: MC312 Rain Cap: RC8	MF-1105 & MF-1135 (Diesel). (Vertical oval body)	Weight: 15 lbs. Horizontal Length: 28" Outlet O.D.: 3 1/2" Outlet Length: 3 1/2" Shell Length: 22" Inlet I.D.: 3 7/16" Inlet Length: 3" Shell Diameter: 6" x 10"

**MUFFLERS**

**Massey Tractors-Custom Pipes**



PART NO.	DESCRIPTION	SPECS.
<b>MUF MFE1</b>  Replaces <b>673511M91</b> <b>828194M91</b> Outlet Clamp: MC134	MF65 (Diesel) Note: Use with MF1 muffler. Horizontal exhaust. 	Weight: 4 lbs. Horizontal Length: 34" Outlet O.D.: 1 3/4" Outlet Length: n/a Vertical Length: 12" Inlet I.D.: 3 bolt Inlet Length: n/a Shell Diameter: n/a
<b>MUF MFE2</b>  Replaces <b>181600M91</b> <b>181600M92</b> Outlet Clamp: MC112	MH35, MF-35 & TO-30 Gas. Note: Also see complete system MF7. Horizontal exhaust. 	Weight: 4 lbs. Horizontal Length: 20" Outlet O.D.: 1 1/2" Outlet Length: n/a Vertical Length: 20" Inlet I.D.: 3 bolt Inlet Length: n/a Shell Diameter: n/a
<b>MUF MFE3</b>  Replaces <b>508826M92</b> Outlet Clamp: MC200	MF150 (Gas) Note: Use with MF22 Horizontal exhaust. 	Weight: 4 lbs. Horizontal Length: 32" Outlet O.D.: 2" Outlet Length: n/a Vertical Length: 11" Inlet I.D.: 3 bolt Inlet Length: n/a Shell Diameter: n/a
<b>MUF MFE4</b>  Replaces <b>182614M1</b> Inlet Clamp: MC112	MF40, MF50, & MH50 (Gas) Note: Use with MF11 muffler. Horizontal exhaust. 	Weight: 3 lbs. Horizontal Length: 57" Outlet O.D.: 1 1/2" Outlet Length: n/a Vertical Length: 20" Inlet I.D.: 1 3/8" Inlet Length: n/a Shell Diameter: n/a
<b>MUF MFE5</b>  Replaces <b>182697M1</b> Inlet Clamp: MC138	MF40 (Gas) Note: Use with MF11 muffler. Vertical exhaust. 	Weight: 3 lbs. Horizontal Length: 31" Outlet O.D.: 1 1/2" Outlet Length: n/a Vertical Length: 8" Inlet I.D.: 1 3/8" Inlet Length: n/a Shell Diameter: n/a
<b>MUF MFE6</b>  Replaces <b>184209M2</b> Inlet Clamp: MC112	MF65 (Gas) Note: Use with MF12 muffler. Horizontal exhaust. 	Weight: 5 lbs. Horizontal Length: 34" Outlet O.D.: 1 1/2" Outlet Length: n/a Vertical Length: 20" Inlet I.D.: Clamp on Inlet Length: n/a Shell Diameter: n/a
<b>MUF MFE7</b>  Replaces <b>181460M1</b> Inlet Clamp: MC300	TO20 to TO30 Gas Note: Use with MF17 & MF21 mufflers. Horizontal exhaust. 	Weight: 4 lbs. Horizontal Length: 23" Outlet O.D.: 1 1/2" Outlet Length: n/a Vertical Length: 18" Inlet I.D.: 1 3/8" Inlet Length: n/a Shell Diameter: n/a

**Massey Tractors-Custom Pipes**




PART NO.	DESCRIPTION	SPECS.
<b>MUF MFE8</b>  Replaces <b>508523M92</b> Outlet Clamp: MC200	MF150 (Gas & Diesel) (equipped with Generator not Alternator) Note: Use with MF6 muffler. Horizontal exhaust. 	Weight: 5 lbs. Horizontal Length: 32" Outlet O.D.: 2" Outlet Length: n/a Vertical Length: 11" Inlet I.D.: 3 bolt Inlet Length: n/a Shell Diameter: n/a
<b>MUF MFE9</b>  Replaces <b>522584M92</b> <b>522584N91</b> Outlet Clamp: MC134	MF135 (late s/n) Perkins 3 cyl. Gas & Diesel. Note: Use with MF31 muffler. See complete system MF36. Horizontal exhaust. 	Weight: 4 lbs. Horizontal Length: 31 1/2" Outlet O.D.: 1 3/4" Outlet Length: n/a Vertical Length: 12" Inlet I.D.: 3 bolt Inlet Length: n/a Shell Diameter: n/a
<b>MUF MFE10</b>  Replaces <b>194268M92</b> Inlet Clamp: MC134	MF135 (Gas) - 4 cylinder Continental Note: Not for use with MF31 muffler. Horizontal exhaust. 	Weight: 4 lbs. Horizontal Length: 31" Outlet O.D.: 1 1/2" Outlet Length: n/a Vertical Length: 13" Inlet I.D.: 3 bolt Inlet Length: n/a Shell Diameter: n/a
<b>MUF MFE11</b>  Replaces <b>507518M92</b> Outlet Clamp: MC112	MF135 (early s/n) Perkins 3 cyl. Gas & Diesel. Note: Use with MF17 & MF21 mufflers. Horizontal exhaust. 	Weight: 4 lbs. Horizontal Length: 24" Outlet O.D.: 1 1/2" Outlet Length: n/a Vertical Length: 11 1/2" Inlet I.D.: 3 bolt Inlet Length: n/a Shell Diameter: n/a
<b>MUF MFE12</b>  Replaces <b>189678M91</b> Outlet Clamp: MC112	MF35 Gas & Diesel engine Note: Use with MF17 & MF21 mufflers. See complete system MF32. Horizontal exhaust. 	Weight: 4 lbs. Horizontal Length: 26" Outlet O.D.: 1 1/2" Outlet Length: n/a Vertical Length: 22" Inlet I.D.: 3 bolt Inlet Length: n/a Shell Diameter: n/a
<b>MUF MFE102</b>  Replaces <b>235448M1</b> Inlet Clamp: MC214	Used on MF300 combine (Gas engine) Pipe assembly. Horizontal Bent outlet 	Weight: 5 lbs. Horizontal Length: 40 1/2" Outlet O.D.: 2" Outlet Length: n/a Shell Length: n/a Inlet I.D.: 2 1/8" Inlet Length: n/a Shell Diameter: n/a
<b>MUF MFE103</b>  Replaces <b>239433M1</b> Inlet Clamp: MC212	Used on MF300 combine (Gas engine) Pipe assembly. 	Weight: 3 lbs. Horizontal Length: 23" Outlet O.D.: 2 1/4" Outlet Length: n/a Shell Length: n/a Inlet I.D.: 2 3/8" Inlet Length: 12" Shell Diameter: n/a

# MUFFLERS







## Massey Combines

PART NO.	DESCRIPTION	SPECS.
<b>MUF MF101</b>  Replaces <b>220480M1</b> <b>203059M2</b> Inlet Clamp: MC212	Muffler (fits models); MF26, 27, 28L, 60, 70, 72, 80, 82, & 92 (to s/n 157119) Note: Use with MFE1 pipe. (Vertical round body) 	Weight: 5 lbs. Horizontal Length: 21" Outlet O.D.: 1 7/8" Outlet Length: 3 1/2" Shell Length: 12" Inlet I.D.: 2 3/8" Inlet Length: 5 1/2" Shell Diameter: 4 1/4"
<b>MUF MF103</b>  Replaces <b>220849M91</b> Inlet Clamp: MC212	MF90, MF92 & Super 92 (Gas engine) (Horizontal round body) 	Weight: 7 lbs. Horizontal Length: 31" Outlet O.D.: 2" Outlet Length: 11" Shell Length: 12" Inlet I.D.: 2 3/8" Inlet Length: 5 1/2" Shell Diameter: 4 1/4"

## Minneapolis Moline Tractors

PART NO.	DESCRIPTION	SPECS.
<b>MUF MM1</b>  Replaces <b>10A759A</b> <b>10A759B</b> Inlet Clamp: MC212	R, ZA, ZAE, ZAS & ZAU (Horizontal round body) 	Weight: 5 lbs. Horizontal Length: 20" Outlet O.D.: 2 1/2" Outlet Length: 8 1/2" Shell Length: 10 1/2" Inlet I.D.: 2 1/2" Inlet Length: 2 1/2" Shell Diameter: 5"
<b>MUF MM2</b>  Replaces <b>10A8693</b> Inlet Clamp: MC214 Rain Cap: RC1	335 (Gas) Universal & Utility (Horizontal & Vertical round body) 	Weight: 6 lbs. Horizontal Length: 17" Outlet O.D.: 1 3/4" Outlet Length: 2 1/4" Shell Length: 12" Inlet I.D.: 2 1/4" Inlet Length: 2 1/2" Shell Diameter: 3 1/4"
<b>MUF MM3</b>  Replaces <b>10A7889</b> Inlet Clamp: MC214 Rain Cap: RC5	445 (All) Universal & Utility (Vertical round body) 	Weight: 6 lbs. Horizontal Length: 17" Outlet O.D.: 2 1/4" Outlet Length: 2 1/4" Shell Length: 12" Inlet I.D.: 2 1/4" Inlet Length: 2 1/2" Shell Diameter: 4 1/4"
<b>MUF MM4</b>  Replaces <b>KE846</b> <b>10A12633</b> Inlet Clamp: MC234 Rain Cap: RC7	Z (early), U (all), G, G-6/G-VI 5 Star & Jet Star (late) (Vertical round body) 	Weight: 7 lbs. Horizontal Length: 26" Outlet O.D.: 2 3/4" Outlet Length: 6" Shell Length: 15" Inlet I.D.: 2 3/4" Inlet Length: 4 1/2" Shell Diameter: 4 1/4"
<b>MUF MM5</b>  Replaces <b>10A14337</b> Inlet Clamp: MC178 Rain Cap: RC2	Jet Star (early s/n's) (Vertical round body) 	Weight: 5 lbs. Horizontal Length: 26" Outlet O.D.: 2" Outlet Length: 2 3/4" Shell Length: 12 1/2" Inlet I.D.: 1 7/8" Inlet Length: 10 1/2" Shell Diameter: 3 1/4"

## Minneapolis-Moline Tractors








PART NO.	DESCRIPTION	SPECS.
<b>MUF MM6</b>  Replaces <b>10A14444</b> Inlet Clamp: MC178 Rain Cap: RC2	Jet star 3 (Gas & Diesel) 4 Star and 4 Star (Super) (Vertical round body) 	Weight: 6 lbs. Horizontal Length: 26" Outlet O.D.: 2" Outlet Length: 2 1/2" Shell Length: 15" Inlet I.D.: 1 7/8" Inlet Length: 9" Shell Diameter: 4 1/4"
<b>MUF MM7</b>  Replaces <b>10A15416</b> <b>10A16033</b> <b>10A23891</b> Inlet Clamp: MC258 Rain Cap: RC7	M-5, M602, M604 & M670 (Vertical round body) 	Weight: 7 lbs. Horizontal Length: 32" Outlet O.D.: 2 3/4" Outlet Length: 3 1/2" Shell Length: 17" Inlet I.D.: 2 3/8" Inlet Length: 11 3/8" Shell Diameter: 5 1/2"
<b>MUF MM8</b>  Replaces <b>10A17881</b> Inlet Clamp: MC400 Rain Cap: RC9	G705, G706 & G1000 Note: Uses MM8A extension pipe (Vertical round body) 	Weight: 11 lbs. Horizontal Length: 24" Outlet O.D.: 4" Outlet Length: 3 1/2" Shell Length: 19" Inlet I.D.: 3 15/16" Inlet Length: 1 1/2" Shell Diameter: 6"
<b>MUF MM8A</b>  Custom Design Inlet Clamp: MC400 Rain Cap: RC9	G705, G706 & G1000 Note: Extension pipe with clamp See MM8 muffler. 	Weight: 7 lbs. Horizontal Length: 24" Outlet O.D.: 4" Outlet Length: n/a Shell Length: n/a Inlet I.D.: 4" Inlet Length: n/a Shell Diameter: n/a
<b>MUF MM10</b>  Replaces <b>10A4450</b> Inlet Clamp: MC212	Uni-tractor C1-14 (1951-1960) (Vertical round body) 	Weight: 5 lbs. Horizontal Length: 21" Outlet O.D.: 2" Outlet Length: 5 1/2" Shell Length: 17" Inlet I.D.: 2 1/2" Inlet Length: 3 1/2" Shell Diameter: 4 1/4"
<b>MUF MM11</b>  Replaces <b>10A15865</b> Inlet Clamp: MC200	Uni-tractor B1- 19 (1960 & up) (Horizontal round body) 	Weight: 7 lbs. Horizontal Length: 20" Outlet O.D.: 2" Outlet Length: 3" Shell Length: 16" Inlet I.D.: 2" Inlet Length: 1 3/4" Shell Diameter: 4 1/4"

## Minneapolis-Moline Combines

PART NO.	DESCRIPTION	SPECS.
<b>MUF MM101</b>  Replaces <b>1130270</b> Inlet Clamp: MC212	Combine - 2890, 3490, 3496, 4290 & 4296 (all Gas) (Vertical round body) 	Weight: 6 lbs. Horizontal Length: 18" Outlet O.D.: 2 1/2" Outlet Length: 3 1/2" Shell Length: 17" Inlet I.D.: 2 3/8" Inlet Length: 2 1/2" Shell Diameter: 6"

**MUFFLERS**

**Oliver Tractors**

PART NO.	DESCRIPTION	SPECS.
<b>MUF OL1</b>  Replaces <b>B 452A</b> Inlet Clamp: <b>MC200</b> Outlet Clamp: <b>MC214</b>	Oliver 70 (1938 & up) - not for Hart Paar model 70. (Horizontal round body) 	Weight: 4 lbs. Horizontal Length: 16" Outlet O.D.: 2 1/16" Outlet Length: 1 1/2" Shell Length: 12" Inlet I.D.: 1 15/16" Inlet Length: 1 1/2" Shell Diameter: 4 1/4"
<b>MUF OL2</b>  Replaces <b>L-452</b> Inlet Clamp: <b>MC212</b> Outlet Clamp: <b>MC134</b>	66, 77 (s/n 320001-6502) Note: Underhood muffler. See OL4A pipe. (Vertical round body) 	Weight: 6 lbs. Horizontal Length: 10" Outlet O.D.: 1 3/4" Outlet Length: 1 1/4" Shell Length: 4" Inlet I.D.: 2 3/8" Inlet Length: 2 1/4" Shell Diameter: 6"
<b>MUF OL3</b>  Replaces <b>KA-452B</b> Inlet Clamp: <b>MC212</b> Rain Cap: <b>RC3</b>	Super 66, 77 & 88 (Gas & diesel) Note: Can replace OL2 and OL4 mufflers; must enlarge hole in hood. (Vertical round body) 	Weight: 4 lbs. Horizontal Length: 29" Outlet O.D.: 2 1/2" Outlet Length: 5" Shell Length: 20" Inlet I.D.: 2 3/8" Inlet Length: 4" Shell Diameter: 3 1/4"
<b>MUF OL4</b>  Replaces <b>K-452</b> Inlet Clamp: <b>MC212</b> Outlet Clamp: <b>MC134</b>	77 & 88 (Diesel) Note: Underhood muffler. See OL4A pipe (Vertical round body) 	Weight: 6 lbs. Horizontal Length: 10" Outlet O.D.: 1 3/4" Outlet Length: 1 1/4" Shell Length: 6 1/2" Inlet I.D.: 2 3/8" Inlet Length: 2 1/4" Shell Diameter: 6"
<b>MUF OL4A</b>  Replaces <b>K-421</b> Inlet Clamp: <b>MC134</b> Rain Cap: <b>RC1</b>	66, 77, 88 (Gas & Diesel) Note: Extension pipe - Use with OL2 & OL4 underhood mufflers. 	Weight: 4 lbs. Horizontal Length: 24" Outlet O.D.: 1 3/4" Outlet Length: n/a Shell Length: n/a Inlet I.D.: 1 3/4" Inlet Length: n/a Shell Diameter: n/a
<b>MUF OL5</b>  Replaces <b>161386A</b> Inlet Clamp: <b>MC200</b> Outlet Clamp: <b>MC200</b>	Super 55 & 550 (Gas & Diesel) Note: Extension pipe OL5A also available. (Horizontal round body) 	Weight: 4 lbs. Horizontal Length: 15 1/2" Outlet O.D.: 1 7/8" Outlet Length: 2" Shell Length: 12 1/2" Inlet I.D.: 1 15/16" Inlet Length: 2 1/4" Shell Diameter: 3 1/4"
<b>MUF OL5A</b>  Replaces <b>K-421</b> <b>102079A</b> Inlet Clamp: <b>MC200</b> Rain Cap: <b>RC2</b>	Super 55 & 550 (Gas & Diesel) Note: Extension pipe OL5 also available. 	Weight: 7 lbs. Horizontal Length: 35 1/2" Outlet O.D.: 2" Outlet Length: n/a Shell Length: n/a Inlet I.D.: 1 7/8" Inlet Length: n/a Shell Diameter: n/a

**Oliver Tractors**

PART NO.	DESCRIPTION	SPECS.
<b>MUF OL6</b>  Replaces <b>100694A</b> <b>155623A</b> <b>164079A</b> Inlet Clamp: <b>MC212</b> Rain Cap: <b>RC3</b>	770, 880, 1600 (Gas & Diesel) 1650 (Gas) also 1550 (Gas & Diesel) (Vertical round body) 	Weight: 7 lbs. Horizontal Length: 29" Outlet O.D.: 2 1/2" Outlet Length: 4 1/2" Shell Length: 20" Inlet I.D.: 2 3/8" Inlet Length: 4 1/4" Shell Diameter: 4 1/4"
<b>MUF OL7</b>  Replaces <b>104764A</b> <b>155980A</b> <b>164080A</b> Inlet Clamp: <b>MC300</b> Rain Cap: <b>RC3</b>	1650 (Diesel), 1750, 1800 & 1850 (Gas, LP-Gas & Diesel) (Vertical round body w/heat shield) 	Weight: 9 lbs. Horizontal Length: 34" Outlet O.D.: 2 1/2" Outlet Length: 6" Shell Length: 23" Inlet I.D.: 2 15/16" Inlet Length: 4 1/2" Shell Diameter: 6"
<b>MUF OL8</b>  Replaces <b>155981A</b> Inlet Clamp: <b>MC312</b> Rain Cap: <b>RC4</b>	1900 & 1950 (GM Diesel) s/n 124396 & up (Vertical round body) 	Weight: 10 lbs. Horizontal Length: 27" Outlet O.D.: 3" Outlet Length: 3 1/4" Shell Length: 19" Inlet I.D.: 3 1/2" Inlet Length: 4 1/2" Shell Diameter: 6"
<b>MUF OL11</b>  Replaces <b>30-3040828</b> Inlet Clamp: <b>MC300</b> Rain Cap: <b>RC3</b>	1650 (Diesel), 1750 & 1850 (Gas & Diesel) 1655, 1755, (Gas & Diesel) 1855 (Gas) (Vertical oval body) 	Weight: 15 lbs. Horizontal Length: 32" Outlet O.D.: 2 1/2" Outlet Length: 4 1/2" Shell Length: 23" Inlet I.D.: 2 15/16" Inlet Length: 5 1/2" Shell Diameter: 5 1/2" x 9 1/2"
<b>MUF OL12</b>  Replaces <b>164961A</b> Inlet Clamp: <b>MC212</b> Outlet Clamp: <b>MC134</b>	1850, 1950T, 2050 & 2150 (Diesel) Also 1955 (Diesel) (Vertical oval body) 	Weight: 16 lbs. Horizontal Length: 36" Outlet O.D.: 3 1/2" Outlet Length: 8" Shell Length: 23" Inlet I.D.: 3 1/4" Inlet Length: 5 1/2" Shell Diameter: 5 1/2" x 9 1/2"
<b>MUF OL13</b>  Replaces <b>10A31300</b> Inlet Clamp: <b>MC400</b> Outlet Clamp: <b>RC7</b>	2155 & 2655 (diesel) Note: This muffler also used on M-M G-1350 & G-1000 (late models) (Vertical oval body) 	Weight: 17 lbs. Horizontal Length: 32" Outlet O.D.: 2 3/4" Outlet Length: 3 1/2" Shell Length: 23" Inlet I.D.: 3 15/16" Inlet Length: 5 1/4" Shell Diameter: 5 1/2" x 9 1/2"
<b>MUF OL101</b>  Replaces <b>404791D</b> Inlet Clamp: <b>MC200</b>	Combine - Model 25 (Gas - Chrysler 6 cyl) (Horizontal round body) 	Weight: 5 lbs. Horizontal Length: 18" Outlet O.D.: 1 15/16" Outlet Length: 2 1/4" Shell Length: 16" Inlet I.D.: 1 15/16" Inlet Length: 2" Shell Diameter: 4 1/4"
<b>MUF OL102</b>  Replaces <b>1130270</b> Inlet Clamp: <b>MC212</b>	Combine -431, 435, 525, 535 & 545 (Vertical round body) 	Weight: 6 lbs. Horizontal Length: 18" Outlet O.D.: 2 1/2" Outlet Length: 2" Shell Length: 14" Inlet I.D.: 2" Inlet Length: 4" Shell Diameter: 6"

# MUFFLERS

## Steiger Tractors

PART NO.	DESCRIPTION	SPECS.
<b>MUF ST1</b>  Replaces <b>07-712</b> Inlet Clamp: <b>MC312</b> Rain Cap: <b>RC4</b>	400 Steiger "Bearcat" 440 Steiger built for Allis Chalmers (Horizontal round body) 	Weight: 17 lbs. Horizontal Length: 25" Outlet O.D.: 3" Outlet Length: 1 3/4" Shell Length: 22" Inlet I.D.: 3 1/2" Inlet Length: 1 3/4" Shell Diameter: 9"


## Versatile Tractors

PART NO.	DESCRIPTION	SPECS.
<b>MUF FO40</b>  Replaces <b>09702857</b> Inlet Clamp: <b>MC234</b>	9030 E, 9030V (1990-1997) Bi-Directional tractor (Vertical oval body) 	Weight: 13 lbs. Horizontal Length: 43" Outlet O.D.: 2 3/4" Outlet Length: Bent pipe Shell Length: 18" Inlet I.D.: 3" Inlet Length: 2 1/4" Shell Diameter: 4" x 9"

## Versatile Tractors

PART NO.	DESCRIPTION	SPECS.
<b>MUF VT1</b>  Replaces <b>606T123-A</b> Inlet Clamp: <b>MC212</b> Rain Cap: <b>RC9</b>	118, 145 4WD articulated tractor. (Diesel) - both 6 cyl. & 8 cyl. engines Note: Muffler has double inlet tubes. (Vertical round body) 	Weight: 26 lbs. Horizontal Length: 43" Outlet O.D.: 3 7/8" Outlet Length: 5" Shell Length: 36" Inlet I.D.: 2 1/2" Inlet Length: 3 1/2" Shell Diameter: 9"
<b>MUF VT2</b>  Replaces <b>TR17717</b> Inlet Clamp: <b>MC212</b> Rain Cap: <b>RC4</b>	300 Hydro-Mech (Dsl) Cummins V-6 cyl. engine Note: Muffler has double inlet tubes. (Vertical round body) 	Weight: 26 lbs. Horizontal Length: 43" Outlet O.D.: 3" Outlet Length: 6" Shell Length: 26" Inlet I.D.: 2 1/2" Inlet Length: 3 1/4" Shell Diameter: 9"
<b>MUF VT3</b>  Replaces <b>260424</b> Inlet Clamp: <b>MC200</b> Rain Cap: <b>RC2</b>	400 Swather (to 1981) - Gas (Vertical round body) 	Weight: 4 lbs. Horizontal Length: 17" Outlet O.D.: 2" Outlet Length: 2" Shell Length: 12 1/2" Inlet I.D.: 2" Inlet Length: 2 1/4" Shell Diameter: 4 1/4"
<b>MUF VT4</b>  Replaces <b>36460</b> Inlet Clamp: <b>MC200</b>	400 Swather (1981 & up) - (Gas) and 4400 (Gas) Note: Muffler has side inlet (Horizontal round body) 	Weight: 10 lbs. Horizontal Length: 26" Outlet O.D.: 2" Outlet Length: 2 3/4" Shell Length: 23 1/2" Inlet I.D.: 2" Inlet Length: 2" Shell Diameter: 5 1/2"
<b>MUF VT5</b>  Replaces <b>65434</b> Inlet Clamp: <b>MC212</b> Rain Cap: <b>RC3</b>	4400 Swather (Diesel) (Vertical oval body) 	Weight: 9 lbs. Horizontal Length: 19" Outlet O.D.: 2 1/2" Outlet Length: 3" Shell Length: 13" Inlet I.D.: 2 1/2" Inlet Length: 3 1/2" Shell Diameter: 9" x 4 1/2"
<b>MUF VT6</b>  Replaces <b>V108431</b> Inlet Clamp: <b>MC500</b> Rain Cap: <b>RC11</b>	750, 800 - 1975 825, 835, 850 - 1976 -77 855, 875, 895 Note: Muffler has side inlet tube. Also has a straight 1 1/4" dia. Aspirator tube. (Vertical oval body) 	Weight: 40 lbs. Horizontal Length: 46" Outlet O.D.: 5" Outlet Length: 5 1/2" Shell Length: 40 1/2" Inlet I.D.: 5" Inlet Length: 2" Shell Diameter: 8" x 11 1/2"
<b>MUF FO39</b>  Replaces <b>09700143</b> Inlet Clamp: <b>MC212</b>	256 V (1984-1985) Versatile with Cummins/Ford engine 276 II, 276V (Vertical oval body) 	Weight: 12 lbs. Horizontal Length: 33 1/2" Outlet O.D.: 2 3/4" Outlet Length: Bent pipe Shell Length: 18" Inlet I.D.: 3" Inlet Length: 2 1/4" Shell Diameter: 4" x 9"

## Versatile Extender

PART NO.	DESCRIPTION	SPECS.
<b>MUF VTE1</b>  <b>Custom Design</b> Inlet Clamp: <b>MC400</b> Rain Cap: <b>RC9</b>	118, 145 4WD articulated tractor (Diesel) - both 6 cyl. & 8 cyl. en- gines. Note: Extension pipe. Use with VT1 muffler. 	Weight: 9 lbs. Horizontal Length: 47" Outlet O.D.: 4" Outlet Length: n/a Shell Length: n/a Inlet I.D.: 3 7/8" Inlet Length: n/a Shell Diameter: n/a

## White Tractors

PART NO.	DESCRIPTION	SPECS.
<b>MUF WT1</b>  Replaces <b>30-3322734</b> Inlet Clamp: <b>MC312</b> Rain cap: <b>RC8</b>	2-105 & 2-135 (Diesel) Note: Muffler has no aspirator tube. (Vertical oval body) 	Weight: 17 lbs. Horizontal Length: 37 1/2" Outlet O.D.: 3 1/2" Outlet Length: 5" Shell Length: 27" Inlet I.D.: 3 7/16" Inlet Length: 6 1/2" Shell Diameter: 4 3/4" x 8"
<b>MUF WT2</b>  Replaces <b>30-3332284</b> <b>30-3387712</b> Inlet Clamp: <b>MC312</b> Rain cap: <b>RC8</b>	2-105 (Diesel) Note: Muffler has a straight 1 1/2" O.D. aspirator tube. (Vertical oval body) 	Weight: 18 lbs. Horizontal Length: 37 1/2" Outlet O.D.: 3 1/2" Outlet Length: 5" Shell Length: 27" Inlet I.D.: 3 7/16" Inlet Length: 6 1/2" Shell Diameter: 4 3/4" x 8"
<b>MUF WT3</b>  Replaces <b>30-3364178</b> <b>30-3322742</b> Inlet Clamp: <b>MC312</b> Rain cap: <b>RC9</b>	2-135 (Diesel) Note: Muffler has a straight 1 1/2" O.D. aspirator tube. (Vertical oval body) 	Weight: 18 lbs. Horizontal Length: 37 1/2" Outlet O.D.: 4" Outlet Length: 5" Shell Length: 27" Inlet I.D.: 3 7/16" Inlet Length: 6 1/2" Shell Diameter: 4 3/4" x 8"
<b>MUF AC28</b>  Replaces <b>701444</b>	White New Idea Power Units 701, 702D, 703, 704, 705, 706 (1971 thru 1974) (Vertical round body) 	Weight: 4 lbs. Horizontal Length: 18 3/4" Outlet O.D.: 2 1/8" Outlet Length: 2" Shell Length: 13" Inlet I.D.: 2 1/4" Inlet Length: 3" Shell Diameter: 3 1/4"









**MUFFLERS**

**White Combine**

PART NO.	DESCRIPTION	SPECS.
<b>MUF WT101</b>	8700, 8800 & 8900 (Vertical round body)	Weight: 5 lbs. Horizontal Length: 14 1/2" Outlet O.D.: 3 1/8" Outlet Length: 2 3/4" Shell Length: 7 1/2" Inlet I.D.: 3" Inlet Length: 5" Shell Diameter: 7"
<p>Replaces <b>31-1685010</b> Inlet Clamp: <b>MC400</b> Outlet Clamp: <b>MC314</b></p> 		

**Wisconsin Motors**

PART NO.	DESCRIPTION	SPECS.
<b>MUF WIS1</b>	Engine models: V460D, V461D, V465D Note: Includes muffler, adapter and clamp. Vertical round body. Muffler is painted silver. Adapter and clamp are plain finish. (Vertical round body)	Weight: 5 lbs. Horizontal Length: 12" Outlet O.D.: 2 1/2" Outlet Length: 3 1/2" Shell Length: 7 1/4" Inlet I.D.: 2 3/8" Inlet Length: 2 1/2" Shell Diameter: 6"
<p>Replaces <b>WD-58 WD-17</b> Inlet Clamp: <b>MC200</b> Rain Cap: <b>RC3</b></p> 		
<b>MUF WIS2</b>	Engine models: A, AA, AB, ABM, VE, VEE Note: Single & two cylinder air cooled engines. (Vertical round body)	Weight: 4 lbs. Horizontal Length: 17" Outlet O.D.: 1 3/4" Outlet Length: 2" Shell Length: 12 1/2" Inlet I.D.: 1 5/8" Inlet Length: 2 1/4" Shell Diameter: 3 1/4"
<p>Replaces <b>WD-26</b> Inlet Clamp: <b>MC158</b> Rain Cap: <b>RC1</b></p> 		
<b>MUF WIS3</b>	Engine models: V460D, V461D, V465D (Horizontal round body)	Weight: 6 lbs. Horizontal Length: 20" Outlet O.D.: 2" Outlet Length: 4" Shell Length: 16" Inlet I.D.: 2 3/8" Inlet Length: 2 1/4" Shell Diameter: 4 1/4"
<p>Replaces <b>WD-76</b> Inlet Clamp: <b>MC212</b></p> 		
<b>MUF WIS4</b>	T, THD, THDM, TJD (2 CYL), V, VEE, A, VE4, VF4, VH4, VH4D (4 CYL). (Horizontal round body)	Weight: 5 lbs. Horizontal Length: 20" Outlet O.D.: 1 3/4" Outlet Length: 4" Shell Length: 15 1/2" Inlet I.D.: 1 11/16" Inlet Length: 2" Shell Diameter: 4 1/4"
<p>Replaces <b>WD-98 Custom Design</b></p> 		
<b>MUF WIS5</b>	T, THD, THDM, TJD (2 CYL), V, VEE, A, VE4, VF4, VH4, VH4D (4 CYL). Note: NPTF pipe thread inlet. Fits 1 1/4" pipe.	Weight: 2 lbs. Horizontal Length: 6" Outlet O.D.: Vent Outlet Length: n/a Shell Length: 2" Inlet I.D.: 1 1/4" Inlet Length: n/a Shell Diameter: 6"
<p>Replaces <b>WD-98 Custom Design</b></p> 		
<b>MUF WIS6</b>	Engine models: VE4D, VF4D, VF4D, VH4DM & VP4D (4 cyl) Note: NPTF pipe thread inlet. Fits 1 1/2" pipe. (Vertical flat body)	Weight: 2 lbs. Horizontal Length: 6" Outlet O.D.: Vent Outlet Length: n/a Shell Length: 2" Inlet I.D.: 1 1/2" Inlet Length: n/a Shell Diameter: 6"
<p>Replaces <b>WD-47</b></p> 		

**Wisconsin Motors**

PART NO.	DESCRIPTION	SPECS.
<b>MUF WIS7</b>	VE4D, VF4D, VG4D, VH4DM & VP4D (4 cyl) (Horizontal round body)	Weight: 5 lbs. Horizontal Length: 18" Outlet O.D.: 2 1/4" Outlet Length: 2 1/4" Shell Length: 16" Inlet I.D.: 1 15/16" Inlet Length: 2" Shell Diameter: 4 1/4"
<p>Replaces <b>WD-47 Custom Design</b> Inlet Clamp: <b>MC200</b></p> 		
<b>MUF WIS8</b>	Engine models: V460D, V461D, V465D Note: Muffler has two outlets. (Vertical round body)	Weight: 5 lbs. Horizontal Length: 12" Outlet O.D.: 1 3/4" Outlet Length: 1 1/2" Shell Length: 5 1/2" Inlet I.D.: 2 3/8" Inlet Length: 1 3/4" Shell Diameter: 7 1/2"
<p>Replaces <b>WD-58A</b></p> 		

**Yanmar**

PART NO.	DESCRIPTION	SPECS.
<b>MUF YM1</b>	YM1100/1100D, YM1300/1300D, YM1301/1301D, YM135/135D, YM140/140D, YM1401/1401D, YM147/147D, YM1500/1500D, YM1502/1502D, YM1510/1510D, YM155/155D, YM1600, 1600D, YM1601/1601D, YM1602/1602D, YM1610/1610D, YM165/165D, YM169/169D, YM1700/1700D, YM1702/1702D, YM1720, 1720D, YM1802/1802D, YM1810/1810D, YM1820/1820D, YM186/186D, YM187/187D, YM1900/1900D, YM195/195D, YM2000/2000D, YM2001/2001D, YM2002/2002D, YM2010/2010D, YM2020/2020D, YM220/220D, YM2200/2200D, YM2202/2202D, YM2210/2210D, YM2220/2220D, YM226/226D, YM2301/2301D, YM2310/2310D, YM240/240D, YM2402/2402D, YM2420/2420D, YM250/250D, YM2500/2500D, YM2610/2610D, YM2620/2620D, YM2700/2700D, YM276/276D, YM2820/2820D, YM3000/3000D, YM3110/3110D, YM3220/3220D, YM330/330D, YM336/336D, YM3810/3810D	 <p>Weight: 6 lbs. Horizontal Length: 33 1/2" Outlet O.D.: 1 3/4" Outlet Length: 14 1/2" Shell Length: 12" Inlet I.D.: n/a Inlet Length: 6 1/2" Shell Diameter: 4 1/4"</p>
<p>Replaces <b>721250-13700</b></p>		
<p>Vertical round body Replace your entire muffler assy with this unit. It fits all Yanmar &amp; Iseki tractors except tractors with mufflers that come out through a hole in the top of the hood as on some F &amp; FX series and the YM2700 and YM147 and the 2200.</p>		 <p><b>Base Plate Detail</b></p>

# HEAVY DUTY TRUCK MUFFLERS

## Chevrolet Trucks 1/2 - 2 Ton

PART NO.	Year Model	Model # of size rating	Engine data c.i.d. (cu. in) Type (Gas/Dsl 6 cyl or V-8)	SPECS.
<b>MUF 1006</b>  Inlet Clamp: MC234 Outlet Clamp: MC214	69-73	40, 50 & 60	350-V8 (Gas)	Weight: 14 lbs. Horizontal Length: 36 1/4" Outlet O.D.: 2 1/4" Outlet Length: 2 1/4" Shell Length: 31" Inlet I.D.: 2 3/4" Inlet Length: 3 1/2" Shell Diameter: 7"
	Series 1 to 2 ton Horizontal round body			
<b>MUF 1016</b>  Inlet Clamp: MC212 Outlet Clamp: MC212	72-74	50, 60 & 65	366-V8 (Gas)	Weight: 12 lbs. Horizontal Length: 35" Outlet O.D.: 2 1/2" Outlet Length: 3 1/2" Shell Length: 29" Inlet I.D.: 2 1/2" Inlet Length: 3" Shell Diameter: 6"
	72-74	50, 60 & 65	427-V8 (Gas)	
1 1/2 to 2 1/2 ton Horizontal round body				
<b>MUF 1028</b>  Inlet Clamp: MC212 Outlet Clamp: MC200	73-74	C10 & C20	350-V8 (Gas)	Weight: 14 lbs. Horizontal Length: 25 5/8" Outlet O.D.: 2" Outlet Length: 4" Shell Length: 19" Inlet I.D.: 2 1/2" Inlet Length: 3 3/4" Shell Diameter: 5" x 9"
	73-74	Blazer (full size)	307-V8 (Gas)	
	73-74	Blazer (full size)	350-V8 (Gas)	
	Horizontal oval body			
<b>MUF 1033</b>  Inlet Clamp: MC212 Outlet Clamp: MC214	75-78	C15 & C25	305-V8 (Gas)	Weight: 14 lbs. Horizontal Length: 25 5/8" Outlet O.D.: 2 1/4" Outlet Length: 4" Shell Length: 19" Inlet I.D.: 2 1/2" Inlet Length: 4" Shell Diameter: 5" x 9"
	75-78	C15 & C25	350-V8 (Gas)	
	76-78	C35	350-V8 (Gas)	
	(w or w/o converter) Horizontal oval body			



**MUF 1006**



**MUF 1016**



**MUF 1028**



**MUF 1033**

## Ford Trucks 1/2 - 2 Ton

PART NO.	Year Model	Model # of size rating	Engine data c.i.d. (cu. in) Type (Gas/Dsl 6 cyl or V-8)	SPECS.
<b>MUF 1015</b>  Inlet Clamp: MC200 Outlet Clamp: MC200	61-74	B500 & B600 E100-E300 (Econoline-170-6cyl) F100-F600 N500 & N600 Bronco (W/289-V8)	240/300 - 6 cyl. 289 or 302 V8 (Gas) Use alternate muffler 1016 - below	Weight: 10 lbs. Horizontal Length: 33 1/8" Outlet O.D.: 2" Outlet Length: 2 1/2" Shell Length: 27" Inlet I.D.: 2" Inlet Length: 2 1/2" Shell Diameter: 6"
	Horizontal round body			
<b>MUF 1016</b>  Inlet Clamp: MC212 Outlet Clamp: MC212	56-74	B500 thru B750 C500 thru C800 F500 thru F900 N500 thru N750 L, LN, LNT, LT, LTS 600-800	240/300 6 cyl. 302, 30, 361 & 390 V-8.	Weight: 12 lbs. Horizontal Length: 35" Outlet O.D.: 2 1/2" Outlet Length: 3 1/2" Shell Length: 29" Inlet I.D.: 2 1/2" Inlet Length: 2 3/4" Shell Diameter: 6"
	Use alternate muffler 1015 for 240/300 6 cyl. 289 & 302 V8 Horizontal round body			
<b>MUF 1017</b>  Inlet Clamp: MC212 Outlet Clamp: MC200	67-74	F100 (1/2 ton) F250 (3/4 ton) (2 & 4 Wheel Drive)	360-V8 & 390-V8 (Gas)	Weight: 11 lbs. Horizontal Length: 33" Outlet O.D.: 2" Outlet Length: 3" Shell Length: 27" Inlet I.D.: 2 1/2" Inlet Length: 3" Shell Diameter: 6"
	67-74	F350 (1 ton) - 2 wheel drive		
Horizontal round body				



**MUF 1015**



**MUF 1016**



**MUF 1017**

# HEAVY DUTY TRUCK MUFFLERS

## GMC Trucks 1/2 - 2 Ton

PART NO.	Year Model	Model # of size rating	Engine data c.i.d. (cu. in) Type (Gas/Dsl 6 cyl or V-8)	SPECS.
<b>MUF 1006</b>  Inlet Clamp: <b>MC234</b> Outlet Clamp: <b>MC214</b>	1972 1973	CM5500 & 6500 50 & 60 Series	351- 6 cyl 350-V8	Weight: 14 lbs. Horizontal Length: 36 1/4" Outlet O.D.: 2 1/4" Outlet Length: 3 1/2" Shell Length: 31" Inlet I.D.: 2 3/4" Inlet Length: 3 1/2" Shell Diameter: 7"
	Horizontal round body			
<b>MUF 1016</b>  Inlet Clamp: <b>MC212</b> Outlet Clamp: <b>MC212</b>	1972 72-74 73-74	CM5500 & 6500 CM5500 & 6500 CM5500 & 6500	250 & 292 -6cyl 366-V8 (gas) 427-V8 (Gas)	Weight: 12 lbs. Horizontal Length: 35" Outlet O.D.: 2 1/2" Outlet Length: 3 1/2" Shell Length: 29" Inlet I.D.: 2 1/2" Inlet Length: 3 3/4" Shell Diameter: 6"
	Horizontal round body			
<b>MUF 1026</b>  Inlet Clamp: <b>MC212</b> Outlet Clamp: <b>MC212</b>	72-73 72-73 73-74	CS4500 & 5500 50 & 60 Series 6000 Series	250 & 292 -6cyl 250 & 292 -6cyl 366-V8	Weight: 13 lbs. Horizontal Length: 35" Outlet O.D.: 2 1/2" Outlet Length: 4" Shell Length: 28" Inlet I.D.: 2 1/2" Inlet Length: 4" Shell Diameter: 6 1/2"
	Horizontal round body			
<b>MUF 1028</b>  Inlet Clamp: <b>MC212</b> Outlet Clamp: <b>MC200</b>	73-74 73-74 73-74	K1500 & 2500 K1500 & 2500 C1500, 2500, 3500	307-V8 (Gas) 350-V8 (Gas) 350-V8(Gas)	Weight: 14 lbs. Horizontal Length: 25 5/8" Outlet O.D.: 2" Outlet Length: 4" Shell Length: 19" Inlet I.D.: 2 1/2" Inlet Length: 3 3/4" Shell Diameter: 5" x 9"
	Horizontal oval body			



**MUF 1006**



**MUF 1016**



**MUF 1026**



**MUF 1028**

## International Trucks 1/2 - 2 Ton

PART NO.	Year Model	Model # of size rating	Engine data c.i.d. (cu. in) Type (Gas/Dsl 6 cyl or V-8)	SPECS.
<b>MUF 1006</b>  Inlet Clamp: <b>MC234</b> Outlet Clamp: <b>MC214</b>	63-70	1600, 1700 & 1800 series BD282 & BD308 6 cyl (Gas)		Weight: 14 lbs. Horizontal Length: 36 1/4" Outlet O.D.: 2 1/4" Outlet Length: 3 1/2" Shell Length: 31" Inlet I.D.: 2 3/4" Inlet Length: 3 1/2" Shell Diameter: 7"
	66-69	1600, 1700 & 1800 Series (304-V8 gas engines)		
	70-73	1600, 1700 & 1800 - 4WD (266 & 345-V8 Gas)		
Horizontal round body				
<b>MUF 1024</b>  Inlet Clamp: <b>MC212</b> Outlet Clamp: <b>MC214</b>	63-70	1600 & 1700 series 6 cyl. (Gas)		Weight: 13 lbs. Horizontal Length: 27 3/4" Outlet O.D.: 2 1/4" Outlet Length: 2 1/2" Shell Length: 24 1/2" Inlet I.D.: 2 1/2" Inlet Length: 2 1/2" Shell Diameter: 6 1/2"
	63-70	1600, 1700, 1800 Series & 1890 Loadstar D301 (Diesel) & D354 (Diesel)		
	68-69	1600 Series 266-V8 (Gas)		
Horizontal round body				



**MUF 1006**



**MUF 1024**

# MUFFLER ACCESSORIES

## Universal Truck Muffler

UNIVERSAL APPLICATION	
PART NO.	SPECS.
<b>MUF 1029</b>	Weight: 14 lbs. Horizontal Length: 21 5/8" Outlet O.D.: 1 7/8" Outlet Length: 3" Shell Length: 18" Inlet I.D.: 2 1/2" Inlet Length: 3" Shell Diameter: n/a
Inlet Clamp: <b>MC212</b> Outlet Clamp: <b>MC200</b>	



## Clamps- Saddle Type

PART NO.	I.D.	WEIGHT
<b>MUF MC112</b>	1 1/2"	1 lb.
<b>MUF MC158</b>	1 5/8"	1 lb.
<b>MUF MC134</b>	1 3/4"	1 lb.
<b>MUF MC178</b>	1 7/8"	1 lb.
<b>MUF MC200</b>	2"	1 lb.
<b>MUF MC214</b>	2 1/4"	1 lb.
<b>MUF MC212</b>	2 1/2"	1 lb.
<b>MUF MC258</b>	2 5/8"	1 lb.
<b>MUF MC234</b>	2 3/4"	1 lb.
<b>MUF MC300</b>	3"	1 lb.
<b>MUF MC314</b>	3 1/4"	1 lb.
<b>MUF MC312</b>	3 1/2"	1 lb.
<b>MUF MC400</b>	4"	1 lb.
<b>MUF MC412</b>	4 1/2"	1 lb.
<b>MUF MC500</b>	5"	2 lb.



## Clamp Kits

PART NO.	REPLACES OEM #	TRACTOR APPLICATION	WEIGHT
<b>MUF JD300</b>	R32235 AR46323	To fit John Deere Tractors 3020, 4010, 4020, 4000, 4030 & 4230 with flared inlet muffler.	1 lb.
<b>MUF JD400</b>	AR35666R AR64704	8430, 8630, 8440, 8640, 4520, 4620, 7020, 5010, 5020, 4520, 4620 & 7020 w/ flared inlet muffler	1 lb.
<b>MUF JD300A</b>	RE20221	4240, 4050	1 lb.
<b>MUF JD400A</b>	RE20223	4840, 4650, 4850, 4555, 4755, 4955, 4320, 4430, 4630, 4440, 4650, 4050 s/n 5511 & up, 4250, 4450, 4055, 4255 & 4455.	1 lb.
<b>MUF FO300</b>	CAPN 5200A	To fit Ford tractors 9N, 2N, & 8N with flared inlet pipe.	1 lb.
<b>MUF MF300</b>	181461M1	To fit Massey Ferguson tractors TO-20 & TO-30 with flared inlet pipe.	1 lb.



**MUF JD300**



**MUF JD400**



**MUF JD300A**



**MUF JD400A**



**MUF FO300**




**MUF MF300**

## MUFFLER ACCESSORIES

### Exhaust Extenders

- 18" Exhaust deflectors
- With clamp
- Deflects fumes
- Undercut for rain



PART NO.	I.D.	OVERAL LENGTH	INLET CLAMP	WEIGHT
MUF EE1	1 1/2"	18"	MC112	2 lb.
MUF EE2	1 3/4"	18"	MC134	2 lb.
MUF EE3	2"	18"	MC200	3 lb.
MUF EE4	2 1/4"	18"	MC214	3 lb.
MUF EE5	2 1/2"	18"	MC212	4 lb.
MUF EE6	2 3/4"	18"	MC234	4 lb.
MUF EE7	3"	18"	MC300	4 lb.
MUF EE8	2 5/8"	18"	MC258	3 lb.
MUF EE9	3 1/2"	20"	MC312	5 lb.
MUF EE10	3 3/4"	20"	MC334	5 lb.
MUF EE11	4"	20 1/2"	MC400	6 lb.
MUF EE12	4 1/8"	20 1/2"	MC412	6 lb.
MUF EE13	4 1/2"	20 1/2"	MC412	6 lb.
MUF EE14	5"	21 1/2"	MC500	7 lb.

### Rain Caps



PART NO.	I.D.	WEIGHT
MUF RC0	1 1/2"	1 lb.
MUF RC1	1 3/4"	1 lb.
MUF RC2	2"	1 lb.
MUF RC3	2 1/2"	1 lb.
MUF RC4	3"	1 lb.
MUF RC5	2 1/4"	1 lb.
MUF RC7	2 3/4"	1 lb.
MUF RC8	3 1/2"	2 lb.
MUF RC9	4"	2 lb.
MUF RC10	4 1/2"	2 lb.
MUF RC11	5"	2 lb.

### Straight Pipes

- 48" long pipe.

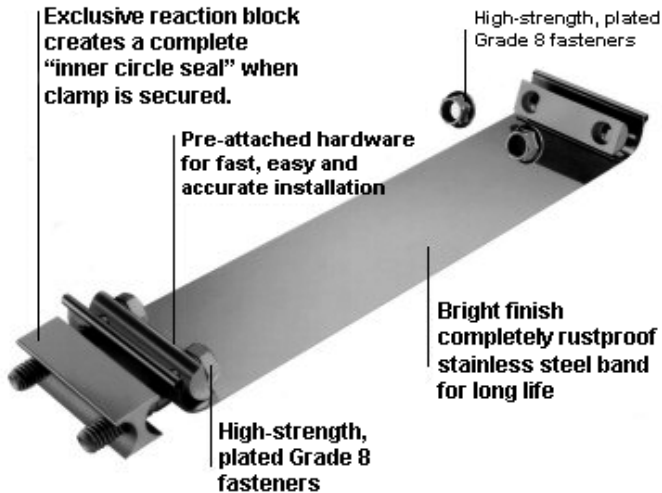
PART NO.	I.D.	INLET CLAMP	RAIN CAP	WEIGHT
MUF S112	1 1/2"	MC112	RC0	4 lbs.
MUF S134	1 3/4"	MC134	RC1	5 lbs.
MUF S200	2"	MC200	RC2	6 lbs.
MUF S214	2 1/4"	MC214	RC5	6 lbs.
MUF S238	2 3/8"	MC212	RC3	6 lbs.
MUF S212	2 1/2"	MC212	RC3	8 lbs.
MUF S258	2 5/8"	MC258	RC3	8 lbs.
MUF S234	2 3/4"	MC234	RC7	7 lbs.
MUF S300	3"	MC300	RC4	6 lbs.
MUF S312	3 1/2"	MC312	RC8	6 lbs.
MUF S334	3 3/4"	MC400	RC9	10 lbs.
MUF S400	4"	MC400	RC9	13 lbs.
MUF S412	4 1/2"	MC412	RC9	13 lbs.
MUF S500	5"	MC500	RC11	15 lbs.




## MUFFLER ACCESSORIES

### Easy Seal Exhaust Connection

The simple, effective way to connect exhaust system components. Patented design makes for fast, easy and accurate installation - there's no need to separate pipes or exhaust members before clamping.



Finished EasySeal installations out-perform other band clamps in clamping strength and seal.



The Reaction Block transfers strength and an assured seal.

- Available in standard industry sizes from 2" through 6" and metric equivalents.
- Exclusively developed fastening system, includes force bars, bolts, nuts and patented reaction block, creates the power to stretch the clamp band tightly around exhaust members.
- The reaction block provides a full 360° equal distribution of stretching forces, prohibiting pipe distortion while completing a seal around the joined exhaust components.



Longer bolts and preattached hardware make wraparound installation easy and accurate.

### Easy Seal - Individual "Skin-Pack" Clamps

PART NO.	DESCRIPTION
MUF E20ST	2.0" Diameter
MUF E22ST	2.25" Diameter
MUF E25ST	2.5" Diameter
MUF E27ST	2.75" Diameter
MUF E30ST	3.0" Diameter

PART NO.	DESCRIPTION
MUF E35ST	3.5" Diameter
MUF E40ST	4.0" Diameter
MUF E45ST	4.5" Diameter
MUF E50ST	5.0" Diameter
MUF E60ST	6.0" Diameter