

INDEX

Adapter Kits	148	Ferrules	97
Adapters		Fittings	
37° Flare JIC	111-118	Crimp (Imperial Eastman & Weatherhead).....	86-92
Flange Kits	142	Gates	97-107
Metric/JIS/BSP	139-141	Parkrimp Fittings	
Miscellaneous Tees & Adapters	131-132	43 Series	3-40
Pipe	124-126	71 Series	72-81
Pipe Swivels	128-130	Reuseable Fittings	
Pioneer	163-165	20 Series	65-71
"S" Series Swivels	133-137	30 Series	41-59
SAE	122-123	34 Series	84
Seal-lok	119-122	42 Series	60-64
Straight Thread ORB.....	127-128	74 Series	85
Tube Adapters - Code 61	138	82 Series	82-83
Breakaway Clamps	162	Swage	93-96
Black Pipe Fittings	169-171	Flange Halves & Kits	142
Conversion/Upgrade Kits	159, 161	Flow Control Valves (Brand)	174
Couplings		Galvanized Pipe Fittings	169-171
Chemical Transfer Flush Face (Pioneer)	166-167	Hand Pump (10,000 psi)	148
Clamp Type	148	Hose	1-2
Kits	159, 161	Hose Crimpers	149-153
Lever	160	Hose Guards	143-145
Quick Disconnect		Hydra Covers	195
20 Series (Pneumatic)	146-147	Hydraulic Cylinders	176-182
Pioneer	154-168	Accessories	183-185
Pioneer Poppet Style	158	Repair Kits	185
<i>Display Rack</i>	159	Repair Parts	186-194
Water Couplings	168	Hydraulic Motors	175
<i>Display Rack</i>	168	O-Rings	143
Crimp Fittings		Orbit Motors	175
(to fit Imperial Eastman & Weatherhead Crimpers).....	86-92	Pipe Fittings, Black & Galvanized	169-171
Crimpers	149-153	Pneumatic Couplers	146-147
Cut-Off Blade	148	Pumps	148, 172
Cut-Off Machine	148	Quick Coupling Adapters (Pioneer)	164-165
Cylinder Pins	184	Selector Valves	172
Cylinders	176-182	Stroke Controls	183
Accessories	183-185	Swage System Hose Ends	93-96
Repair Kits	185	Teflon Tape	148
Repair Parts	186-194	Upgrade/Conversion Kits (Pioneer).....	159-161
Directional Control Valves	173	Valves (Gresen, Delta, Brand)	172-174
<i>Display Racks</i>			
Quick Disconnect Couplings	159		
Water Couplings	168		
		Adapter Thread Guide	108-109
		Fitting Hex Size Chart	110
		Fraction Equivalents	110

HYDRAULIC HOSE

301 HOSE

SAE 100R2 TYPE AT DOUBLE WIRE HOSE - THINWALL



RECOMMENDED SERVICE: For high pressure hydraulic service in the handling of petroleum based hydraulic fluids, diesel fuels, lubricating oils, and water.

TEMPERATURE RANGE: -40°F to +257°F (-40°C to +125°C)

PART NO.	HOSE I.D. (IN.)	HOSE O.D. (IN.)	WIRE O.D. (IN.)	MAX. WORKING PRESSURE (PSI)	MIN. BURST (PSI)	MIN. BEND RADIUS (IN.)	APPROX. WT/FT. (LBS.)
HOS 301-4	1/4	0.59	1/2	5000	20000	4	0.26
HOS 301-6	3/8	0.75	21/32	4000	16000	5	0.37
HOS 301-8	1/2	0.88	25/32	3500	14000	7	0.45
HOS 301-10	5/8	1.00		2750	11000	8	0.52
HOS 301-12	3/4	1.16	1 1/16	2250	9000	9.5	0.67
HOS 301-16	1	1.50	1 3/8	2000	8000	12	1.00
HOS 301-20	1 1/4	1.89	1 3/4	1625	6500	16.5	1.16
HOS 301-24	1 1/2	2.16		1250	5000	20	1.44
HOS 301-32	2	2.66		1125	4500	25	1.99



421 HOSE

SAE 100R1 TYPE AT SINGLE WIRE HOSE



RECOMMENDED SERVICE: For medium pressure hydraulic service in the handling of petroleum based hydraulic fluids, diesel fuels, lubricating oils, and water.

TEMPERATURE RANGE: -40°F to +250°F (-40°C to +125°C)

PART NO.	HOSE I.D. (IN.)	HOSE O.D. (IN.)	MAX. WORKING PRESSURE (PSI)	MIN. BURST (PSI)	MIN. BEND RADIUS (IN.)	APPROX. WT/FT. (LBS.)
HOS 421-4	1/4	0.53	2750	11000	4	0.16
HOS 421-6	3/8	0.68	2250	9000	5	0.23
HOS 421-8	1/2	0.81	2000	8000	7	0.29
HOS 421-10	5/8	0.94	1500	6000	8	0.33
HOS 421-12	3/4	1.09	1250	5000	9.5	0.42



451 HOSE

AGRICULTURAL SINGLE WIRE HOSE



RECOMMENDED SERVICE: Designed for 3000 PSI high working pressure, with a four to one safety factor. It is designed specifically for the agricultural market as high pressure hose, to replace two wire hose, at a considerable saving. It is rubber covered, takes standard fittings and has a good radius. When crimping fittings you must use one wire crimp specification and in all Parker machines it must be the silver ring rather than the black.

TEMPERATURE RANGE: -50°F to +212°F (-45°C to +100°C)

PART NO.	HOSE I.D. (IN.)	HOSE O.D. (IN.)	MAX. WORKING PRESSURE (PSI)	MIN. BURST (PSI)	MIN. BEND RADIUS (IN.)	APPROX. WT/FT. (LBS.)
HOS 451-4	1/4	0.53	3000	12000	2	.14
HOS 451-6	3/8	0.68	3000	12000	2.5	.22
HOS 451-8	1/2	0.81	3000	12000	3.5	.28



HYDRAULIC HOSE

381 HOSE

SAE 100R2 TYPE AT

CONSTRUCTION: Synthetic rubber tube; two braids of special high tensile steel wire reinforcement; MSHA accepted synthetic rubber cover.

APPLICATIONS AND TEMPERATURE RANGE: High pressure service hose for use with: Petroleum and polyolester based hydraulic fluids and lubricating oils within a temperature range of -40°F to +212°F (-40°C to +100°C) continuous and +275°F (+125°C) intermittent; Water, water/glycol and water/oil emulsion hydraulic fluids up to +185°F (+85°C); Air within a temperature range of -40°F to +158°F (-40°C to +70°C). For air pressure above 250 PSI (1,7 MPa) the cover should be pin pricked.

FITTINGS: Parkrimp 43 Series and Reusable 30 Series. Hose cover does not have to be removed to attach Parker No-Skive fittings.



PART NO.	HOSE I.D.		HOSE O.D.		WORKING PRESSURE		BURST PRESSURE		MINIMUM BEND RADIUS		WEIGHT	
	INCH	mm	INCH	mm	PSI	MPa	PSI	MPa	INCH	mm	lbs./ft.	kg/m
HOS 381-4	1/4	6.3	0.59	15	5000	34.5	20000	138	4	100	0.26	0.39
HOS 381-6	3/8	10	0.75	19	4000	27.5	16000	110	5	130	0.37	0.55
HOS 381-8	1/2	12.5	0.88	22	3500	24	14000	96	7	180	0.45	0.67
HOS 381-10	5/8	16	1.00	25	2750	19	11000	76	8	200	0.52	0.77
HOS 381-12	3/4	19	1.16	30	2250	15.5	9000	62	9.5	240	0.67	1
HOS 381-16	1	25	1.50	38	2000	13.8	8000	55	12	300	1.00	1.49
HOS 381-20	1 1/4	31.5	1.89	48	1625	11.2	6500	45	16.5	420	1.16	1.73
HOS 381-24	1 1/2	38	2.16	55	1250	8.6	5000	35	20	500	1.44	2.14
HOS 381-32	2	51	2.66	68	1125	7.8	4500	31	25	630	1.99	2.96

77C HOSE

SAE 100R12

CONSTRUCTION: Synthetic rubber tube; four spirals of high tensile steel wire reinforcement; MSHA accepted gray synthetic rubber cover.

APPLICATIONS AND TEMPERATURE RANGE: Very high pressure service hose for use with: Petroleum based hydraulic fluids and lubricating oils within a temperature range of -40°F to +257°F (-40°C to +125°C); Water, water/glycol and water emulsion hydraulic fluids up to +185°F (+85°C); Air within a temperature range of -40°F to +158°F (-40°C to +70°C). For air above 250 PSI (1,7 MPa), the cover should be pin pricked.

FITTINGS: Parkrimp 71 Series. Hose cover does not have to be removed to attach Parker No-Skive fittings.

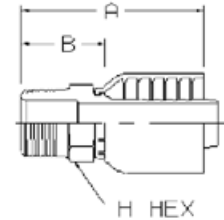


PART NO.	HOSE I.D.		HOSE O.D.		WORKING PRESSURE		BURST PRESSURE		MINIMUM BEND RADIUS		WEIGHT	
	INCH	mm	INCH	mm	PSI	MPa	PSI	MPa	INCH	mm	lbs./ft.	kg/m
HOS 77C-6	3/8	10	0.80	20	4000	27.5	16000	110	5	130	0.40	0.59
HOS 77C-8	1/2	12.5	0.94	24	4000	27.5	16000	110	7	180	0.54	0.8
HOS 77C-10	5/8	16	1.08	27	4000	27.5	16000	110	8	200	0.74	1.1
HOS 77C-12	3/4	19	1.21	31	4000	27.5	16000	110	9.5	240	0.94	1.4
HOS 77C-16	1	25	1.50	38	4000	27.5	16000	110	12	300	1.34	1.99
HOS 77C-20	1 1/4	31.5	1.85	47	3000	20.7	12000	83	16.5	420	1.74	2.59
HOS 77C-24	1 1/2	38	2.10	53	2500	17.2	10000	69	20	500	2.01	2.99
HOS 77C-32	2	51	2.63	67	2500	17.2	10000	69	25	630	2.75	4.09

Parker 43 SERIES FITTINGS

Use with 881, 601, 421, 421HT, 421WC, 481, 451AR, 304, 301, 301LT, 431, 436, 341, and 381 hoses.

10143 MALE NPTF PIPE



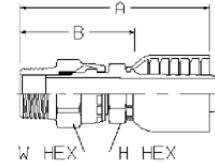
PART NO.	PIPE THREAD		HOSE SIZE		A		H	B	
	INCH		INCH		INCH	mm	INCH	INCH	mm
HYD 10143-2X4	1/8 x 27	-2	1/4	-4	1.77	45	9/16	1.04	26
HYD 10143-4X4*	1/4 x 18	-4	1/4	-4	1.99	51	9/16	1.26	32
HYD 10143-6X4	3/8 x 18	-6	1/4	-4	1.84	47	11/16	1.11	28
HYD 10143-8X4	1/2 x 14	-8	1/4	-4	2.11	54	7/8	1.38	35
HYD 10143-4X5	1/4 x 18	-4	5/16	-5	1.92	49	11/16	1.11	28
HYD 10143-6X5	3/8 x 18	-6	5/16	-5	1.92	49	11/16	1.11	28
HYD 10143-4X6	1/4 x 18	-4	3/8	-6	2.26	57	3/4	1.53	39
HYD 10143-6X6*	3/8 x 18	-6	3/8	-6	2.35	60	3/4	1.35	34
HYD 10143-8X6	1/2 x 14	-8	3/8	-6	2.37	60	7/8	1.37	35
HYD 10143-6X8	3/8 x 18	-6	1/2	-8	2.63	67	7/8	1.38	35
HYD 10143-8X8*	1/2 x 14	-8	1/2	-8	2.84	72	7/8	1.59	40
HYD 10143-12X8	3/4 x 14	-12	1/2	-8	2.68	68	1 1/16	1.43	36
HYD 10143-6X10	3/8 x 18	-6	5/8	-10	2.59	66	15/16	1.18	30
HYD 10143-8X10	1/2 x 14	-8	5/8	-10	3.01	76	15/16	1.60	41
HYD 10143-12X10	3/4 x 14	-12	5/8	-10	2.85	72	1 1/16	1.44	37
HYD 10143-8X12	1/2 x 14	-8	3/4	-12	3.08	78	1 1/16	1.65	42
HYD 10143-12X12*	3/4 x 14	-12	3/4	-12	3.07	78	1 3/8	1.64	42
HYD 10143-16X12	1 x 11 1/2	-16	3/4	-12	3.08	78	1 3/8	1.65	42
HYD 10143-12X16	3/4 x 14	-12	1	-16	3.38	86	1 3/8	1.79	45
HYD 10143-16X16*	1 x 11 1/2	-16	1	-16	3.62	92	1 3/8	2.03	52
HYD 10143-20X20*	1 1/4 x 11 1/2	-20	1 1/4	-20	4.04	103	1 11/16	2.39	61
HYD 10143-24X20+	1 1/2 x 11 1/2	-24	1 1/4	-20	4.03	102	2	2.38	60
HYD 10143-24X24	1 1/2 x 11 1/2	-24	1 1/2	-24	3.78	96	2	2.38	60
HYD 10143-32X32	2 x 11 1/2	-32	2	-32	4.08	104	2 1/2	2.42	61

* Also available in 316 Stainless Steel. Use "C" suffix after part number.
Stainless Steel fittings must be crimped with Karrykrimp 2, Superkrimp or Parkrimp 2.

Parker 43 SERIES FITTINGS

Use with 881, 601, 421, 421HT, 421WC, 481, 451AR, 304, 301, 301LT, 431, 436, 341, and 381 hoses.

11343 MALE NPTF PIPE SWIVEL

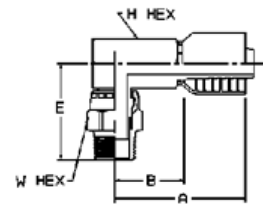


PART NO.	PIPE THREAD		HOSE SIZE		A		H	W	B	
	INCH		INCH		INCH	mm	INCH	INCH	INCH	mm
HYD 11343-2X4	1/4 x 18	-2	1/8	-4	2.92	74	9/16	5/8	2.13	54
HYD 11313-4X4	1/4 x 18	-4	1/4	-4	2.66	68	-	5/8	1.93	49
HYD 11313-6X4	3/8 x 18	-6	1/4	-4	2.74	70	-	3/4	2.01	51
HYD 11313-4X6	1/4 x 18	-4	3/8	-6	2.98	76	11/16	5/8	1.98	50
HYD 11343-6X6	3/8 x 18	-6	3/8	-6	3.03	77	-	3/4	2.03	52
HYD 11343-8X6	1/2 x 14	-8	3/8	-6	3.35	85	11/16	7/8	2.35	60
HYD 11343-6X8	3/8 x 18	-6	1/2	-8	3.30	84	13/16	3/4	2.04	52
HYD 11343-8X8	1/2 x 14	-8	1/2	-8	3.50	89	-	7/8	2.25	57
HYD 11343-12X12	3/4 x 14	-12	3/4	-12	3.91	99	1 1/16	1 1/4	2.50	64
HYD 11343-16X16	1 x 11 1/2	-16	1	-16	4.50	114	1 3/8	1 1/2	2.90	74

Note: The fitting allows minor movements under pressure to relieve stress on hose but is not to be used for continuous or extensive swiveling.

Note: O-ring not compatible with Phosphate Ester Fluids.

11L43 MALE NPTF PIPE SWIVEL 90° ELBOW



PART NO.	PIPE THREAD		HOSE SIZE		A		E	H	W	B		
	INCH		INCH		INCH	mm	INCH	INCH	INCH	INCH	mm	
HYD 11L43-4X4	1/4 x 18	-4	1/4	-4	2.21	56	1.49	38	5/8	5/8	1.48	38
HYD 11L43-6X4+	3/8 x 18	-6	1/4	-4	2.24	57	1.91	49	3/4	3/4	1.51	38
HYD 11L43-4X6	1/4 x 18	-4	3/8	-6	2.27	58	1.86	47	3/4	5/8	1.50	38
HYD 11L43-6X6	3/8 x 18	-6	3/8	-6	2.51	64	1.91	49	3/4	3/4	1.51	38
HYD 11L43-8X6	1/2 x 14	-8	3/8	-6	2.63	67	2.16	55	7/8	7/8	1.63	41
HYD 11L43-8X8	1/2 x 14	-8	1/2	-8	2.96	75	2.16	55	7/8	7/8	1.71	43
HYD 11L43-12X12	3/4 x 14	-12	3/4	-12	3.30	84	2.45	62	1 1/4	1 1/4	1.87	47

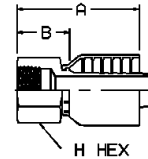
Note: The fitting allows minor movements under pressure to relieve stress on hose but is not to be used for continuous or extensive swiveling.

Note: O-ring not compatible with Phosphate Ester Fluids.

Parker 43 SERIES FITTINGS

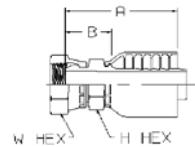
Use with 881, 601, 421, 421HT, 421WC, 481, 451AR, 304, 301, 301LT, 431, 436, 341, and 381 hoses.

10243 FEMALE NPTF PIPE



PART NO.	PIPE THREAD		HOSE SIZE		A		H	B	
	INCH		INCH		INCH	mm	INCH	INCH	mm
HYD 10243-2X4	1/8 x 27	-2	1/4	-4	1.66	42	5/8	0.93	24
HYD 10243-4X4	1/4 x 18	-4	1/4	-4	1.76	45	11/16	1.03	26
HYD 10243-6X4	3/8 x 18	-6	1/4	-4	2.03	52	7/8	1.30	33
HYD 10243-4X6	1/4 x 18	-4	3/8	-6	2.03	52	3/4	1.03	26
HYD 10243-6X6	3/8 x 18	-6	3/8	-6	2.30	58	7/8	1.30	33
HYD 10243-8X6	1/2 x 14	-8	3/8	-6	2.38	60	1 1/8	1.38	35
HYD 10243-8X8	1/2 x 14	-8	1/2	-8	2.62	67	1 1/8	1.37	35
HYD 10243-12X12	3/4 x 14	-12	3/4	-12	2.70	69	1 1/4	1.27	32

10743 FEMALE NPSM PIPE SWIVEL

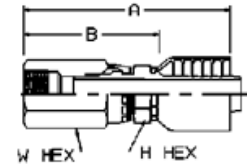


PART NO.	PIPE THREAD		HOSE SIZE		A		H	W	B	
	INCH		INCH		INCH	mm	INCH	INCH	INCH	mm
HYD 10743-2X4	1/8 x 27	-2	1/4	-4	1.85	47	9/16	9/16	0.94	24
HYD 10743-4X4	1/4 x 18	-4	1/4	-4	1.90	48	9/16	11/16	1.17	30
HYD 10743-6X6	3/8 x 18	-6	3/8	-6	2.27	58	11/16	7/8	1.27	32
HYD 10743-8X8	1/2 x 14	-8	1/2	-8	2.60	66	15/16	1	1.35	34
HYD 10743-12X12	3/4 x 14	-12	3/4	-12	3.03	77	1 1/16	1 1/4	1.60	41
HYD 10743-16X16	1 x 11 1/2	-16	1	-16	3.44	87	1 3/8	1 1/2	1.85	47
HYD 10743-20X20	1 1/4 x 11 1/2	-20	1 1/4	-20	3.63	92	1 7/8	1 7/8	1.98	50

Parker 43 SERIES FITTINGS

Use with 881, 601, 421, 421HT, 421WC, 481, 451AR, 304, 301, 301LT, 431, 436, 341, and 381 hoses.

1S243 FEMALE NPTF PIPE SWIVEL

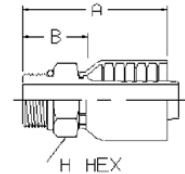


PART NO.	PIPE THREAD		HOSE SIZE		A		H	W	B	
	INCH		INCH		INCH	mm	INCH	INCH	INCH	mm
HYD 1S243-4X4	1/4 x 18	-4	1/4	-4	3.15	80	9/16	3/4	2.41	61
HYD 1S243-6X4+	3/8 x 18	-6	1/4	-4	3.27	83	-	3/4	2.54	65

Note: The fitting allows minor movements under pressure to relieve stress on hose but is not to be used for continuous or extensive swiveling.

Note: O-ring not compatible with Phosphate Ester Fluids.

10543 MALE O-RING STRAIGHT THREAD



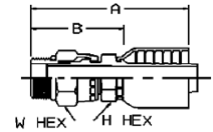
PART NO.	STRAIGHT THREAD		HOSE SIZE		A		H	B		
	INCH		INCH		INCH	mm	INCH	INCH	mm	
HYD 10543-4X4	1/4	7/16 x 20	-4	1/4	-4	1.62	41	9/16	0.89	23
HYD 10543-5X4	5/16	1/2 x 20	-5	1/4	-4	1.79	45	5/8	1.06	27
HYD 10543-6X4	3/8	9/16 x 18	-6	1/4	-4	1.65	42	11/16	0.92	23
HYD 10543-6X6	3/8	9/16 x 18	-6	3/8	-6	2.08	53	11/16	1.08	27
HYD 10543-8X6	1/2	3/4 x 16	-8	3/8	-6	2.09	53	7/8	1.09	28
HYD 10543-10X6	5/8	7/8 x 14	-10	3/8	-6	2.11	54	1	1.11	28
HYD 10543-6X8	3/8	9/16 x 18	-6	1/2	-8	2.32	59	13/16	1.07	27
HYD 10543-8X8	1/2	3/4 x 16	-8	1/2	-8	2.46	62	7/8	1.20	30
HYD 10543-10X8	5/8	7/8 x 14	-10	1/2	-8	2.35	60	1	1.10	28
HYD 10543-12X8	3/4	1 1/16 x 12	-12	1/2	-8	2.61	66	1 1/4	1.36	35
HYD 10543-10X10	5/8	7/8 x 14	-10	5/8	-10	2.71	69	1	1.30	33
HYD 10543-12X10	3/4	1 1/16 x 12	-12	5/8	-10	2.78	71	1 1/4	1.37	35
HYD 10543-10X12+	5/8	7/8 x 14	-10	3/4	-12	2.76	70	1 1/4	1.34	34
HYD 10543-12X12	3/4	1 1/16 x 12	-12	3/4	-12	2.79	71	1 1/4	1.36	35
HYD 10543-16X12	1	1 5/16 x 12	-16	3/4	-12	2.79	71	1 1/2	1.36	35
HYD 10543-16X16	1	1 5/16 x 12	-16	1	-16	3.35	85	1 1/2	1.76	45
HYD 10543-20X20	1 1/4	1 5/8 x 12	-20	1 1/4	-20	3.65	93	1 7/8	2.00	51

Note: O-ring not compatible with Phosphate Ester Fluids.

Parker 43 SERIES FITTINGS

Use with 881, 601, 421, 421HT, 421WC, 481, 451AR, 304, 301, 301LT, 431, 436, 341, and 381 hoses.

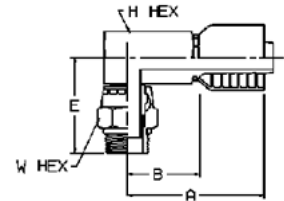
10G43 MALE O-RING STRAIGHT THREAD SWIVEL



PART NO.	STRAIGHT THREAD			HOSE SIZE		A		H	W	B	
	INCH			INCH		INCH	mm	INCH	INCH	INCH	mm
HYD 10G43-5X4	5/16	7307	-5	1/4	-4	2.88	73	-	3/4	2.15	55
HYD 10G43-6X4	3/8	9/16 x 18	-6	1/4	-4	2.92	74	-	3/4	2.18	55
HYD 10G43-6X6	3/8	9/16 x 18	-6	3/8	-6	3.14	80	-	3/4	2.14	54
HYD 10G43-8X6	1/2	3/4 x 16	-8	3/8	-6	3.06	78	11/16	7/8	2.06	52
HYD 10G43-10X6	5/8	7/8 x 14	-10	3/8	-6	3.01	76	11/16	1	2.01	51
HYD 10G43-8X8	1/2	3/4 x 16	-8	1/2	-8	3.19	81	-	7/8	1.94	49
HYD 10G43-10X8	5/8	7/8 x 14	-10	1/2	-8	3.31	84	-	1	2.06	52
HYD 10G43-12X12	3/4	1 1/16 x 12	-12	3/4	-12	3.62	92	1 1/16	1 1/4	2.19	56

Note: The fitting allows minor movements under pressure to relieve stress on hose but is not to be used for continuous or extensive swiveling.
Note: O-ring not compatible with Phosphate Ester Fluids.

10L43 MALE O-RING STRAIGHT THREAD SWIVEL 90° ELBOW

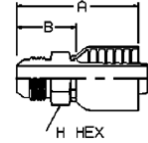


PART NO.	STRAIGHT THREAD			HOSE SIZE		A		E	H	W	B		
	INCH			INCH		INCH	mm	INCH	mm	INCH	INCH	INCH	mm
HYD 10L43-6X4+	3/8	9/16 x 18	-6	1/4	-4	2.24	57	2.43	62	3/4	3/4	1.51	38
HYD 10L43-6X6	3/8	9/16 x 18	-6	3/8	-6	2.51	64	2.08	53	3/4	3/4	1.50	38
HYD 10L43-8X6	1/2	3/4 x 16	-8	3/8	-6	2.64	67	1.86	47	7/8	7/8	1.64	42
HYD 10L43-8X8	1/2	3/4 x 16	-8	1/2	-8	2.96	75	1.86	47	7/8	7/8	1.71	43
HYD 10L43-10X8	5/8	7/8 x 14	-10	1/2	-8	2.96	75	1.92	49	7/8	1	1.71	43
HYD 10L43-12X12	3/4	1 1/16 x 12	-12	3/4	-12	3.30	84	2.46	62	1 1/4	1 1/4	1.87	47

Note: The fitting allows minor movements under pressure to relieve stress on hose but is not to be used for continuous or extensive swiveling.
Note: O-ring not compatible with Phosphate Ester Fluids.


43 SERIES FITTINGS

Use with 881, 601, 421, 421HT, 421WC, 481, 451AR, 304, 301, 301LT, 431, 436, 341, and 381 hoses.

10343 MALE JIC 37°


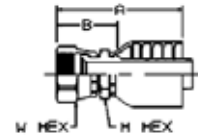
PART NO.	STRAIGHT THREAD			HOSE SIZE		A		H	B	
	INCH			INCH		INCH	mm	INCH	INCH	mm
HYD 10343-4X4	1/4	7/16 x 20	-4	1/4	-4	1.97	50	9/16	1.24	31
HYD 10343-5X4	5/16	1/2 x 20	-5	1/4	-4	1.81	46	9/16	1.08	27
HYD 10343-6X4	3/8	9/16 x 18	-6	1/4	-4	1.82	46	11/16	1.09	28
HYD 10343-5X5+	5/16	1/2 x 20	-5	5/16	-5	1.89	48	9/16	1.08	27
HYD 10343-4X6+	1/4	7/16 x 20	-4	3/8	-6	2.23	57	3/4	1.23	31
HYD 10343-5X6	5/16	1/2 x 20	-5	3/8	-6	2.24	57	3/4	1.24	31
HYD 10343-6X6	3/8	9/16 x 18	-6	3/8	-6	2.38	60	3/4	1.38	35
HYD 10343-8X6	1/2	3/4 x 16	-8	3/8	-6	2.28	58	7/8	1.28	33
HYD 10343-10X6	5/8	7/8 x 14	-10	3/8	-6	2.38	60	1 5/16	1.38	35
HYD 10343-8X8	1/2	3/4 x 16	-8	1/2	-8	2.68	68	7/8	1.43	36
HYD 10343-10X8	5/8	7/8 x 14	-10	1/2	-8	2.62	67	1 15/16	1.37	35
HYD 10343-12X8	3/4	1 1/16 x 12	-12	1/2	-8	2.76	70	1 1/8	1.51	38
HYD 10343-10X10	5/8	7/8 x 14	-10	5/8	-10	3.01	76	1 15/16	1.60	41
HYD 10343-12X10	3/4	1 1/16 x 12	-12	5/8	-10	3.05	77	1 1/8	1.64	42
HYD 10343-12X12	3/4	1 1/16 x 12	-12	3/4	-12	3.17	81	1 1/8	1.74	44
HYD 10343-14X12	7/8	1 3/16 x 12	-14	3/4	-12	3.09	78	1 1/4	1.66	42
HYD 10343-16X12	1	1 5/16 x 12	-16	3/4	-12	3.02	77	1 3/8	1.59	40
HYD 10343-16X16	1	1 5/16 x 12	-16	1	-16	3.33	85	1 3/8	1.74	44
HYD 10343-20X20	1 1/4	1 5/8 x 12	-20	1 1/4	-20	3.92	100	1 7/8	2.27	58
HYD 10343-24X20^	1 1/2	1 7/8 x 12	-24	1 1/4	-20	3.67	93	2	2.02	51

^ Must use Parkrimp 2 or Superkrimp and Die Part No. 83C-A20H

Parker 43 SERIES FITTINGS

Use with 881, 601, 421, 421HT, 421WC, 481, 451AR, 304, 301, 301LT, 431, 436, 341, and 381 hoses.

10643 FEMALE JIC 37° SWIVEL



PART NO.	STRAIGHT THREAD			HOSE SIZE		A		H	W	B	
	INCH			INCH		INCH	mm	INCH	INCH	INCH	mm
HYD 10643-4X4*~	1/4	7/16 x 20	-4	1/4	-4	1.92	49	9/16	9/16	1.19	30
HYD 10643-5X4~	5/16	1/2 x 20	-5	1/4	-4	2.01	51	9/16	5/8	1.28	33
HYD 10643-6X4	3/8	9/16 x 18	-6	1/4	-4	1.99	51	9/16	11/16	1.26	32
HYD 10643-5X5	5/16	1/2 x 20	-5	5/16	-5	2.06	52	11/16	5/8	1.25	32
HYD 10643-6X5	3/8	9/16 x 18	-6	5/16	-5	2.08	53	11/16	11/16	1.27	32
HYD 10643-4X6~	1/4	7/16 x 20	-4	3/8	-6	2.18	55	11/16	9/16	1.18	30
HYD 10643-5X6~	5/16	1/2 x 20	-5	3/8	-6	2.24	57	11/16	5/8	1.24	31
HYD 10643-6X6*	3/8	9/16 x 18	-6	3/8	-6	2.27	58	11/16	11/16	1.27	32
HYD 10643-8X6~	1/2	3/4 x 16	-8	3/8	-6	2.46	62	11/16	7/8	1.46	37
HYD 10643-10X6~	5/8	7/8 x 14	-10	3/8	-6	2.48	63	7/8	1	1.48	38
HYD 10643-8X8*~	1/2	3/4 x 16	-8	1/2	-8	2.60	66	13/16	7/8	1.35	34
HYD 10643-10X8~	5/8	7/8 x 14	-10	1/2	-8	2.84	72	7/8	1	1.47	37
HYD 10643-12X8	3/4	1 1/16 x 12	-12	1/2	-8	2.77	70	1 1/16	1 1/4	1.52	39
HYD 10643-8X10~	1/2	3/4 x 16	-8	5/8	-10	2.79	71	15/16	7/8	1.38	35
HYD 10643-10X10*~	5/8	7/8 x 14	-10	5/8	-10	2.89	73	15/16	1	1.48	38
HYD 10643-12X10	3/4	1 1/16 x 12	-12	5/8	-10	3.07	78	1 1/16	1 1/4	1.66	42
HYD 10643-8X12~	1/2	3/4 x 16	-8	3/4	-12	2.80	71	1 1/16	7/8	1.37	35
HYD 10643-10X12~	5/8	7/8 x 14	-10	3/4	-12	2.91	74	1 1/16	1	1.48	38
HYD 10643-12X12*	3/4	1 1/16 x 12	-12	3/4	-12	3.15	80	1 1/16	1 1/4	1.66	42
HYD 10643-14X12	7/8	1 3/16 x 12	-14	3/4	-12	3.21	82	1 1/4	1 3/8	1.72	44
HYD 10643-16X12	1	1 5/16 x 12	-16	3/4	-12	3.35	85	1 1/4	1 1/2	1.92	49
HYD 10643-12X16	3/4	1 1/16 x 12	-12	1	-16	3.27	83	1 3/8	1 1/4	1.66	42
HYD 10643-16X16*	1	1 5/16 x 12	-16	1	-16	3.59	91	1 3/8	1 1/2	2.00	51
HYD 10643-20X16	1 1/4	1 5/8 x 12	-20	1	-16	3.79	96	1 5/8	2	2.20	56
HYD 10643-16X20+	1	1 5/16 x 12	-16	1 1/4	-20	3.79	96	1 7/8	2	2.15	55
HYD 10643-20X20	1 1/4	1 5/8 x 12	-20	1 1/4	-20	3.91	99	1 7/8	2	2.26	57
HYD 10643-24X24	1 1/2	1 7/8 x 12	-24	1 1/2	-24	3.80	97	2 1/8	2 1/4	2.48	63
HYD 10643-32X32	2	2 1/2 x 12	-32	2	-32	4.44	113	2 1/2	2 7/8	2.96	75

*Also available in 316 Stainless Steel. Use "C" suffix after part number.
Stainless Steel fittings must be crimped with Karrykrimp 2, Superkrimp or Parkrimp 2.

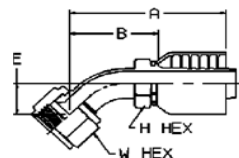
~These 10643 fittings contain a dual seat that accepts both the JIC (37°) and SAE (45°) male configurations. The -6 and -12 SAE 45° swivel fittings are shown under part number 10843.

+ Non-Standard

Parker 43 SERIES FITTINGS

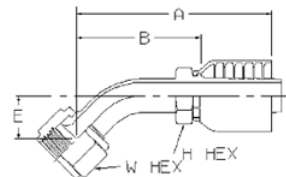
Use with 881, 601, 421, 421HT, 421WC, 481, 451AR, 304, 301, 301LT, 431, 436, 341, and 381 hoses.

13743 FEMALE JIC 37° SWIVEL, 45° ELBOW



PART NO.	THREAD			HOSE SIZE		A		E		H	W	B	
	INCH			INCH		INCH	mm	INCH	mm	INCH	INCH	INCH	mm
HYD 13743-4X4	1/4	7/16 x 20	-4	1/4	-4	1.94	49	0.33	8	9/16	9/16	1.21	31
HYD 13743-5X4	5/16	1/2 x 20	-5	1/4	-4	2.38	60	0.36	9	9/16	5/8	1.65	42
HYD 13743-6X4	3/8	9/16 x 18	-6	1/4	-4	2.26	57	0.39	10	9/16	11/16	1.53	39
HYD 13743-6X5+	3/8	9/16 x 18	-6	5/16	-5	2.28	58	0.39	10	11/16	11/16	1.47	37
HYD 13743-8X5+	1/2	3/4 x 16	-8	5/16	-5	2.56	65	0.55	14	13/16	5/8	1.75	44
HYD 13743-6X6	3/8	9/16 x 18	-6	3/8	-6	2.39	61	0.39	10	11/16	11/16	1.39	35
HYD 13743-8X6	1/2	3/4 x 16	-8	3/8	-6	2.74	70	0.55	14	11/16	7/8	1.74	44
HYD 13743-8X8	1/2	3/4 x 16	-8	1/2	-8	2.88	73	0.55	14	13/16	7/8	1.63	41
HYD 13743-10X8	5/8	7/8 x 14	-10	1/2	-8	3.05	77	0.64	16	13/16	1	1.80	46
HYD 13743-10X10	5/8	7/8 x 14	-10	5/8	-10	3.29	84	0.64	16	15/16	1	1.88	48
HYD 13743-12X10	3/4	1 1/16 x 12	-12	5/8	-10	3.48	88	0.78	20	1	1 1/4	2.07	53
HYD 13743-12X12	3/4	1 1/16 x 12	-12	3/4	-12	3.57	91	0.78	20	1 1/16	1 1/4	2.14	54
HYD 13743-16X16	1	1 5/16 x 12	-16	1	-16	4.08	104	0.90	23	1 3/8	1 1/2	2.49	63
HYD 13743-20X16+	1 1/4	1 5/8 x 12	-20	1	-16	4.17	106	1.01	26	1 3/8	2	2.57	65
HYD 13743-20X20	1 1/4	1 5/8 x 12	-20	1 1/4	-20	4.85	123	1.19	30	1 3/4	2	3.20	81
HYD 13743-24X24+	1 1/2	1 7/8 x 12	-24	1 1/2	-24	5.50	140	1.47	37	1 7/8	2 1/4	4.18	106

1L743 FEMALE JIC 37° SWIVEL, 45° ELBOW (MEDIUM)

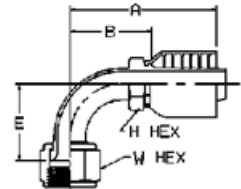


PART NO.	THREAD			HOSE SIZE		A		E		H	W	B	
	INCH			INCH		INCH	mm	INCH	mm	INCH	INCH	INCH	mm
HYD 1L743-6X6	3/8	9/16 x 18	-6	3/8	-6	2.46	62	0.59	15	11/16	11/16	1.46	37
HYD 1L743-8X8	1/2	3/4 x 16	-8	1/2	-8	3.18	81	0.76	19	13/16	7/8	1.93	49
HYD 1L743-12X12	3/4	1 1/16 x 12	-12	3/4	-12	4.14	105	1.06	27	1 1/16	1 1/4	2.71	69
HYD 1L743-16X16	1	1 5/16 x 12	-16	1	-16	4.52	115	1.10	28	1 3/8	1 1/2	2.93	74

Parker 43 SERIES FITTINGS

Use with 881, 601, 421, 421HT, 421WC, 481, 451AR, 304, 301, 301LT, 431, 436, 341, and 381 hoses.

13943 FEMALE JIC 37° SWIVEL, 90° ELBOW

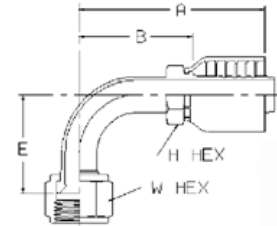


PART NO.	THREAD			HOSE SIZE		A		E		H	W	B	
	INCH			INCH		INCH	mm	INCH	mm	INCH	INCH	INCH	mm
HYD 13943-4X4	1/4	7/16 x 20	-4	1/4	-4	1.83	46	0.68	17	9/16	9/16	1.10	28
HYD 13943-5X4	5/16	1/2 x 20	-5	1/4	-4	2.19	56	0.77	20	9/16	5/8	1.46	37
HYD 13943-6X4	3/8	9/16 x 18	-6	1/4	-4	2.14	54	0.85	22	9/16	11/16	1.41	36
HYD 13943-5X5	5/16	1/2 x 20	-5	5/16	-5	2.26	57	0.77	20	9/16	5/8	1.45	37
HYD 13943-6X5+	3/8	9/16 x 18	-6	5/16	-5	2.21	56	0.85	22	11/16	11/16	1.39	35
HYD 13943-4X6	1/4	7/16 x 20	-4	3/8	-6	2.15	55	0.68	17	11/16	9/16	1.15	29
HYD 13943-6X6	3/8	9/16 x 18	-6	3/8	-6	2.28	58	0.85	22	11/16	11/16	1.28	33
HYD 13943-8X6	1/2	3/4 x 16	-8	3/8	-6	2.50	64	1.09	28	11/16	7/8	1.50	38
HYD 13943-6X8	3/8	9/16 x 18	-6	1/2	-8	2.52	64	0.85	22	13/16	11/16	1.27	32
HYD 13943-8X8	1/2	3/4 x 16	-8	1/2	-8	2.65	67	1.09	28	13/16	7/8	1.40	36
HYD 13943-10X8	5/8	7/8 x 14	-10	1/2	-8	2.91	74	1.24	31	13/16	1	1.66	42
HYD 13943-12X8	3/4	1 1/16 x 12	-12	1/2	-8	3.17	81	1.81	46	13/16	1 1/4	1.92	49
HYD 13943-10X10	5/8	7/8 x 14	-10	5/8	-10	3.09	78	1.24	31	15/16	1	1.24	31
HYD 13943-12X10	3/4	1 1/16 x 12	-12	5/8	-10	3.40	86	1.83	46	1	1 1/4	1.99	51
HYD 13943-10X12+	5/8	7/8 x 14	-10	3/4	-12	3.08	78	1.24	31	15/16	1 1/4	1.44	37
HYD 13943-12X12	3/4	1 1/16 x 12	-12	3/4	-12	3.49	89	1.81	46	1 1/16	1 1/4	1.81	46
HYD 13943-16X12	1	1 5/16 x 12	-16	3/4	-12	3.47	88	2.00	51	1 1/16	1 1/2	2.05	52
HYD 13943-16X16	1	1 5/16 x 12	-16	1	-16	4.05	103	2.14	54	1 3/8	1 1/2	2.46	62
HYD 13943-20X16+	1 1/4	1 5/8 x 12	-20	1	-16	3.88	99	2.44	62	1 3/4	1 1/2	2.28	58
HYD 13943-20X20	1 1/4	1 5/8 x 12	-20	1 1/4	-20	4.38	111	2.59	66	1 3/4	2	2.73	69
HYD 13943-24X24+	1 1/2	1 7/8 x 12	-24	1 1/2	-24	5.46	139	3.18	81	1 7/8	2 1/4	4.17	106

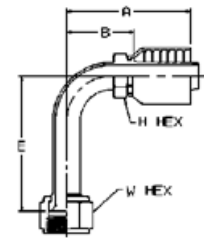
+ Non-Standard


43 SERIES FITTINGS

Use with 881, 601, 421, 421HT, 421WC, 481, 451AR, 304, 301, 301LT, 431, 436, 341, and 381 hoses.

1L943 FEMALE JIC 37° SWIVEL, 90° ELBOW (MEDIUM)


PART NO.	THREAD			HOSE SIZE		A		E		H	W	B	
	INCH			INCH		INCH	mm	INCH	mm	INCH	INCH	INCH	mm
HYD 1L943-4X4	1/4	7/16 x 20	-4	1/4	-4	1.83	46	0.88	22	9/16	9/16	1.10	28
HYD 1L943-6X4+	3/8	9/16 x 18	-6	1/4	-4	1.97	50	1.12	28	11/16	11/16	1.37	35
HYD 1L943-6X6	3/8	9/16 x 18	-6	3/8	-6	2.28	58	1.12	28	11/16	11/16	1.28	33
HYD 1L943-8X6	1/2	3/4 x 16	-8	3/8	-6	2.50	64	1.38	35	11/16	7/16	1.50	38
HYD 1L943-8X8	1/2	3/4 x 16	-8	1/2	-8	2.65	67	1.38	35	13/16	7/16	1.40	36
HYD 1L943-10X8	5/8	7/8 x 14	-10	1/2	-8	3.25	83	1.75	44	7/8	1	2.00	51
HYD 1L943-12X12	3/4	1 1/16 x 12	-12	3/4	-12	3.74	95	2.06	52	1 1/16	1 1/4	1.98	50
HYD 1L943-16X16	1	1 5/16 x 12	-16	1	-16	4.42	112	2.50	64	1 3/8	1 1/2	2.83	72

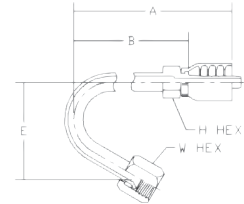
14143 FEMALE JIC 37° SWIVEL, 90° ELBOW (LONG)


PART NO.	THREAD			HOSE SIZE		A		E		H	W	B	
	INCH			INCH		INCH	mm	INCH	mm	INCH	INCH	INCH	mm
HYD 14143-4X4	1/4	7/16 x 20	-4	1/4	-4	1.93	49	1.80	46	9/16	9/16	1.20	30
HYD 14143-5X4	5/16	1/2 x 20	-5	1/4	-4	1.94	49	1.80	46	9/16	5/8	1.21	31
HYD 14143-6X4+	3/8	9/16 x 18	-6	1/4	-4	2.09	53	2.18	55	11/16	11/16	1.36	35
HYD 14143-6X6	3/8	9/16 x 18	-6	3/8	-6	2.27	58	2.18	55	11/16	11/16	1.27	32
HYD 14143-8X6	1/2	3/4 x 16	-8	3/8	-6	2.56	65	2.43	62	11/16	7/8	1.56	40
HYD 14143-8X8	1/2	3/4 x 16	-8	1/2	-8	2.72	69	2.43	62	13/16	7/8	1.47	37
HYD 14143-10X8	5/8	7/8 x 14	-10	1/2	-8	2.98	76	2.58	66	13/16	1	1.73	44
HYD 14143-10X10	5/8	7/8 x 14	-10	5/8	-10	3.16	80	2.58	66	15/16	1	1.75	44
HYD 14143-12X12	3/4	1 1/16 x 12	-12	3/4	-12	3.38	86	3.74	95	1 1/16	1 1/4	1.95	50
HYD 14143-14X12	7/8	1 3/16 x 12	-14	3/4	-12	3.38	86	3.93	100	1 1/16	1 3/8	1.95	50
HYD 14143-16X12+	1	1 5/16 x 12	-16	1	-12	3.36	85	3.92	100	1 1/16	1 1/2	1.94	49
HYD 14143-16X16	1	1 5/16 x 12	-16	1	-16	3.90	99	4.32	110	1 3/8	1 1/2	2.31	59
HYD 14143-20X20	1 1/4	1 5/8 x 12	-20	1 1/4	-20	4.39	112	5.28	134	1 3/4	2	2.73	69

Parker 43 SERIES FITTINGS

Use with 881, 601, 421, 421HT, 421WC, 481, 451AR, 304, 301, 301LT, 431, 436, 341, and 381 hoses.

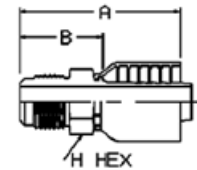
14V43 FEMALE JIC 37° SWIVEL, 150° ELBOW



PART NO.	THREAD			HOSE SIZE		A		E		H	W	B	
	INCH			INCH		INCH	mm	INCH	mm	INCH	INCH	INCH	mm
HYD 14V43-6X4	3/8	9/16 x 18	-6	1/4	-4	4.26	108	1.97	50	9/16	5/8	2.54	65

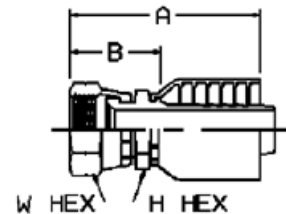
Note: This fitting must be assembled with a Parkrimp 2 or Superkrimp using die part number 83C-A20H.

10443 MALE SAE 45°



PART NO.	STRAIGHT THREAD			HOSE SIZE		A		H	B	
	INCH			INCH		INCH	mm	INCH	INCH	mm
HYD 10443-6X6	3/8	5/8 x 18	-6	3/8	-6	2.21	56	3/4	1.21	31
HYD 10443-12X12	3/4	1 1/16 x 14	-12	3/4	-12	3.20	81	1 1/8	1.77	45

10843 FEMALE SAE 45° SWIVEL

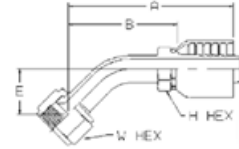


PART NO.	THREAD			HOSE SIZE		A		H	W	B	
	INCH			INCH		INCH	mm	INCH	INCH	INCH	mm
HYD 10843-6X4	3/8	5/8 x 18	-6	1/4	-4	2.09	53	3/4	3/4	1.36	35
HYD 10843-6X6	3/8	5/8 x 18	-6	3/8	-6	2.40	61	3/4	3/4	1.40	36
HYD 10843-12X8+	3/4	1 1/16 x 14	-12	1/2	-8	2.77	70	1 1/16	1 1/4	1.52	39
HYD 10843-12X12	3/4	1 1/16 x 14	-12	3/4	-12	2.96	75	1 1/16	1 1/4	1.53	39

Parker 43 SERIES FITTINGS

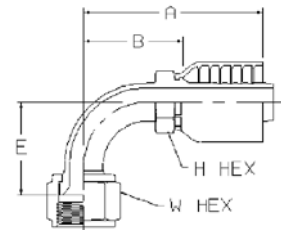
Use with 881, 601, 421, 421HT, 421WC, 481, 451AR, 304, 301, 301LT, 431, 436, 341, and 381 hoses.

17743 FEMALE JIC 45° SWIVEL, 45° ELBOW



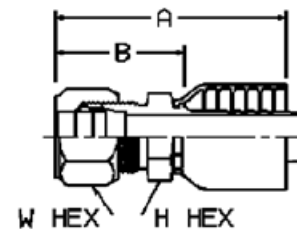
PART NO.	THREAD			HOSE SIZE		A		E		H	W	B	
	INCH			INCH		INCH	mm	INCH	mm	INCH	INCH	INCH	mm
HYD 17743-4X6	1/4	7/16 x 20	-4	3/8	-6	2.02	51	0.33	8	11/16	9/16	1.02	26

17943 FEMALE SAE 45° SWIVEL, 90° ELBOW



PART NO.	THREAD			HOSE SIZE		A		E		H	W	B	
	INCH			INCH		INCH	mm	INCH	mm	INCH	INCH	INCH	mm
HYD 17943-6X6	3/8	5/8 x 18	-6	3/8	-6	2.13	54	0.85	22	11/16	3/4	1.13	29

11143 "FERRUL-FIX"



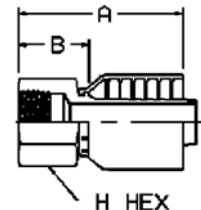
PART NO.	THREAD			HOSE SIZE		A		H	W	B	
	INCH			INCH		INCH	mm	INCH	INCH	INCH	mm
HYD 11143-4X4	1/4	7/16 x 20	-4	1/4	-4	2.13	54	9/16	9/16	1.40	36
HYD 11143-5X4	5/16	1/2 x 20	-5	1/4	-4	2.13	54	9/16	5/8	1.40	36
HYD 11143-4X6	1/4	7/16 x 20	-4	3/8	-6	2.44	62	3/4	9/16	1.44	37
HYD 11143-5X6	5/16	1/2 x 20	-5	3/8	-6	2.44	62	3/4	5/8	1.44	37
HYD 11143-6X6	3/8	9/16 x 18	-6	3/8	-6	2.50	63	3/4	11/16	1.50	38
HYD 11143-8X8	1/2	3/4 x 16	-8	1/2	-8	2.93	74	7/8	7/8	1.68	43
HYD 11143-10X8	5/8	7/8 x 14	-10	1/2	-8	3.07	78	15/16	1	1.82	46
HYD 11143-12X12	3/4	1 1/16 x 12	-12	3/4	-12	3.39	86	1 1/8	1 3/8	1.96	50

Note: The Parker Ferrul-Fix fitting makes it possible to salvage the bent tube section from a hose assembly for quick, easy on-the-job repairs.

Parker 43 SERIES FITTINGS

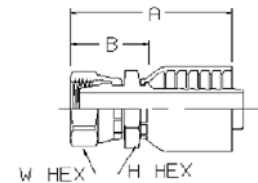
Use with 881, 601, 421, 421HT, 421WC, 481, 451AR, 304, 301, 301LT, 431, 436, 341, and 381 hoses.

1GF43 FEMALE GREASE CONNECTION, RIGID STRAIGHT



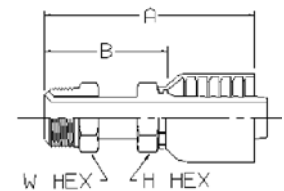
PART NO.	PIPE THREAD		HOSE SIZE		A		H	B	
	INCH		INCH		INCH	mm	INCH	INCH	mm
HYD 1GF43-4X4	1/2 x 27	-4	1/4	-4	1.78	45	3/4	1.03	26
HYD 1GF43-4X6	1/2 x 27	-4	3/8	-6	2.05	52	3/4	1.02	26

11243 FEMALE SAE FLARELESS SWIVEL, STRAIGHT (24° CONE)



PART NO.	STRAIGHT THREAD			HOSE SIZE		A		H	W	B	
	INCH			INCH		INCH	mm	INCH	INCH	INCH	mm
HYD 11243-6X6	3/8	9/16 x 18	-6	3/8	-6	2.29	58	11/16	11/16	1.29	33
HYD 11243-8X6	1/2	3/4 x 16	-8	3/8	-6	2.40	61	7/8	7/8	1.40	36
HYD 11243-8X8	1/2	3/4 x 16	-8	1/2	-8	2.64	67	7/8	7/8	1.39	35
HYD 11243-20X20+	1 1/4	1 5/8 x 12	-20	1 1/4	-20	3.86	98	1 7/8	2	2.21	56

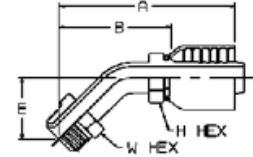
12843 SAE MALE INVERTED 45° SWIVEL, STRAIGHT



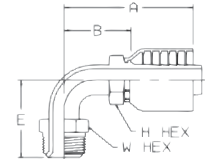
PART NO.	STRAIGHT THREAD			HOSE SIZE		A		H	W	B	
	INCH			INCH		INCH	mm	INCH	INCH	INCH	mm
HYD 12843-4X4	1/4	7/16 x 24	-4	1/4	-4	2.18	55	9/16	7/16	1.45	37
HYD 12843-5X4	5/16	1/2 x 20	-5	1/4	-4	2.60	66	9/16	1/2	1.74	44
HYD 12843-4X6	1/4	7/16 x 24	-4	3/8	-6	2.62	67	11/16	7/16	1.62	41
HYD 12843-5X6	5/16	1/2 x 20	-5	3/8	-6	2.72	69	11/16	1/2	1.72	44
HYD 12843-6X6	3/8	5/8 x 18	-6	3/8	-6	2.86	73	11/16	5/8	1.86	47
HYD 12843-7X6	7/16	1 1/16 x 18	-7	3/8	-6	2.94	75	11/16	11/16	1.94	49
HYD 12843-8X8	1/2	3/4 x 18	-8	1/2	-8	3.10	79	13/16	3/4	1.85	47
HYD 12843-10X10	5/8	7/8 x 18	-10	5/8	-10	3.54	90	3/4	7/8	2.13	54


43 SERIES FITTINGS

Use with 881, 601, 421, 421HT, 421WC, 481, 451AR, 304, 301, 301LT, 431, 436, 341, and 381 hoses.

16743 SAE MALE INVERTED FLARE SWIVEL, 45° ELBOW


PART NO.	THREAD			HOSE SIZE		A		E		H	W	B	
	INCH			INCH		INCH	mm	INCH	mm	INCH	INCH	INCH	mm
HYD 16743-4X4	1/4	7/16 x 24	-4	1/4	-4	2.06	52	0.63	16	9/16	7/16	1.33	34
HYD 16743-5X4	5/16	1/2 x 20	-5	1/4	-4	2.32	59	0.70	18	9/16	1/2	1.59	40
HYD 16743-4X6	1/4	7/16 x 24	-4	3/8	-6	2.44	62	0.62	16	11/16	7/16	1.39	35
HYD 16743-5X6	5/16	1/2 x 20	-5	3/8	-6	2.39	61	0.70	18	11/16	1/2	1.38	35
HYD 16743-6X6	3/8	5/8 x 18	-6	3/8	-6	2.90	74	0.94	24	11/16	5/8	1.90	48
HYD 16743-8X8	1/2	3/4 x 18	-8	1/2	-8	3.22	82	1.09	28	13/16	3/4	1.97	50

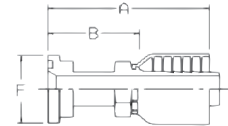
16943 SAE MALE INVERTED FLARE SWIVEL, 90° ELBOW


PART NO.	THREAD			HOSE SIZE		A		E		H	W	B	
	INCH			INCH		INCH	mm	INCH	mm	INCH	INCH	INCH	mm
HYD 16943-4X4	1/4	7/16 x 24	-4	1/4	-4	2.19	56	1.56	40	9/16	7/16	1.46	37
HYD 16943-5X4	5/16	1/2 x 20	-5	1/4	-4	2.41	61	1.62	41	9/16	1/2	1.68	43
HYD 16943-4X6	1/4	7/16 x 24	-4	3/8	-6	2.40	61	1.56	40	11/16	7/16	1.40	36
HYD 16943-5X6	5/16	1/2 x 20	-5	3/8	-6	2.59	66	1.65	42	11/16	1/2	1.55	39
HYD 16943-6X6	3/8	5/8 x 18	-6	3/8	-6	2.59	66	1.69	43	11/16	5/8	1.59	40
HYD 16943-7X6	7/16	11/16 x 18	-7	3/8	-6	2.52	64	1.72	44	11/16	11/16	1.52	39
HYD 16943-8X8	1/2	3/4 x 18	-8	1/2	-8	2.78	71	1.88	48	13/16	3/4	1.53	39

Parker 43 SERIES FITTINGS

Use with 881, 601, 421, 421HT, 421WC, 481, 451AR, 304, 301, 301LT, 431, 436, 341, and 381 hoses.

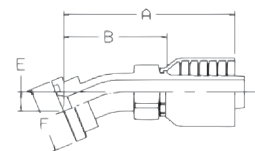
11543 SAE CODE 61 FLANGE STRAIGHT



PART NO.	FLANGE		HOSE SIZE		A		F	B	
	INCH		INCH		INCH	mm	INCH	INCH	mm
HYD 11543-8X8	1/2	-8	1/2	-8	3.35	85	1 3/16	2.10	53
HYD 11543-12X8	3/4	-12	1/2	-8	3.41	87	1 1/2	2.16	55
HYD 11543-12X10+	3/4	-12	5/8	-10	2.70	69	1 1/2	2.97	75
HYD 11543-12X12	3/4	-12	3/4	-12	3.56	90	1 1/2	2.13	54
HYD 11543-16X12	1	-16	3/4	-12	3.56	90	1 3/4	2.13	54
HYD 11543-16X16	1	-16	1	-16	3.87	98	1 3/4	2.28	58
HYD 11543-20X16	1 1/4	-20	1	-16	3.87	98	2	2.28	58
HYD 11543-20X20	1 1/4	-20	1 1/4	-20	4.65	118	2	3.00	76
HYD 11543-24X20 ^	1 1/2	-24	1 1/4	-20	4.76	121	2 3/8	3.11	79
HYD 11543-32X20 ^	2	-32	1 1/4	-20	4.75	121	2 13/16	3.10	79
HYD 11543-20X24+	1 1/4	-20	1 1/2	-24	4.38	111	2	3.05	77
HYD 11543-24X24	1 1/2	-24	1 1/2	-24	4.44	113	2 3/8	3.12	79
HYD 11543-32X24	2	-32	1 1/2	-24	4.44	113	2 13/16	3.12	79
HYD 11543-24X32	1 1/2	-24	2	-32	4.62	117	2 3/8	3.30	84
HYD 11543-32X32	2	-32	2	-32	4.65	118	2 13/16	3.17	81

^ Must use Parkrimp 2 or Superkrimp and Die Part No. 83C-A20H.
Note: Flange kits and O-rings listed on page 142-143.

11643 SAE CODE 61 FLANGE, 22 1/2° ELBOW



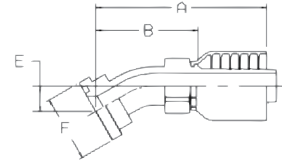
PART NO.	FLANGE		HOSE SIZE		A		E		F	B	
	INCH		INCH		INCH	mm	INCH	mm	INCH	INCH	mm
HYD 11643-12X12	3/4	-12	3/4	-12	3.90	99	0.44	11	1 1/2	2.47	63
HYD 11643-16X12	1	-16	3/4	-12	3.89	99	0.44	11	1 3/4	2.46	62
HYD 11643-16X16	1	-16	1	-16	4.25	108	0.44	11	1 3/4	2.66	68
HYD 11643-20X16	1 1/4	-20	1	-16	4.25	108	0.44	11	2	2.66	68
HYD 11643-20X20	1 1/4	-20	1 1/4	-20	4.65	118	0.50	13	2	3.00	76
HYD 11643-24X20 ^	1 1/2	-24	1 1/4	-20	4.66	118	0.51	13	2 3/8	3.01	76

^ Must use Parkrimp 2 or Superkrimp and Die Part No. 83C-A20H.
Note: Flange kits and O-rings listed on page 142-143.

+ Non-Standard

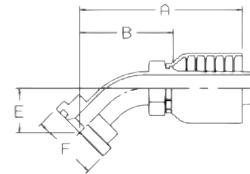

43 SERIES FITTINGS

Use with 881, 601, 421, 421HT, 421WC, 481, 451AR, 304, 301, 301LT, 431, 436, 341, and 381 hoses.

12643 SAE CODE 61 FLANGE, 30° ELBOW


PART NO.	FLANGE		HOSE SIZE		A		E		F	B	
	INCH		INCH		INCH	mm	INCH	mm	INCH	INCH	mm
HYD 12643-12X12	3/4	-12	3/4	-12	3.85	98	0.58	15	1 1/2	2.42	61
HYD 12643-16X12	1	-16	1	-16	4.36	111	0.62	16	1 3/4	2.77	70
HYD 12643-16X16	1 1/4	-20	1	-16	4.36	111	0.62	16	2	2.77	70
HYD 12643-20X16	1 1/4	-20	1 1/4	-20	4.34	110	0.72	18	2	2.69	68

Note: Flange kits and O-rings listed on page 142-143.

11743 SAE CODE 61 FLANGE, 45° ELBOW


PART NO.	FLANGE		HOSE SIZE		A		E		F	B	
	INCH		INCH		INCH	mm	INCH	mm	INCH	INCH	mm
HYD 11743-8X8	1/2	-8	1/2	-8	3.31	84	0.78	20	1 3/16	2.05	52
HYD 11743-12X8	3/4	-20	1/2	-8	3.33	85	0.84	21	2	2.08	53
HYD 11743-12X12	3/4	-12	3/4	-12	3.64	92	1.00	25	1 1/2	2.21	56
HYD 11743-16X12	1	-16	3/4	-12	3.64	92	1.00	25	1 3/4	2.21	56
HYD 11743-20X12+	1 1/4	-20	3/4	-12	3.62	92	0.98	25	2	2.18	55
HYD 11743-16X16	1	-16	1	-16	4.10	104	1.06	27	1 3/4	2.51	64
HYD 11743-20X16	1 1/4	-20	1	-16	4.10	104	1.06	27	2	2.51	64
HYD 11743-20X20	1 1/4	-20	1 1/4	-20	4.48	114	1.13	29	2	2.83	72
HYD 11743-24X20	1 1/2	-24	1 1/4	-20	5.02	128	1.20	30	2 3/8	3.37	86
HYD 11743-20X24	1 1/4	-20	1 1/2	-24	5.41	137	1.38	35	2	4.09	104
HYD 11743-24X24	1 1/2	-24	1 1/2	-24	5.46	139	1.43	36	2 3/8	4.14	105
HYD 11743-32X24	2	-32	1 1/2	-24	5.45	138	1.43	36	2 13/16	4.13	105
HYD 11743-32X32	2	-32	2	-32	6.94	176	1.98	50	2 13/16	5.46	139

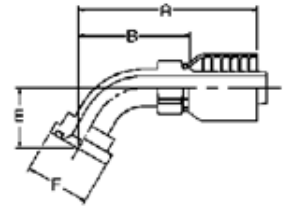
^ Must use Parkrimp 2 or Superkrimp and Die Part No. 83C-A20H.

Note: Flange kits and O-rings listed on page 142-143.

Parker 43 SERIES FITTINGS

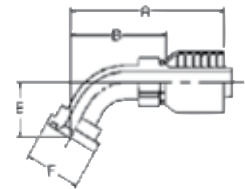
Use with 881, 601, 421, 421HT, 421WC, 481, 451AR, 304, 301, 301LT, 431, 436, 341, and 381 hoses.

12743 SAE CODE 61 FLANGE, 60° ELBOW



PART NO.	FLANGE		HOSE SIZE		A		E		F	B	
	INCH	INCH	INCH	INCH	INCH	mm	INCH	mm	INCH	INCH	mm
HYD 12743-12X12	3/4	-12	3/4	-12	4.13	105	1.41	36	1 1/2	2.70	69
HYD 12743-16X12	1	-16	3/4	-12	4.13	105	1.39	35	1 3/4	2.70	69
HYD 12743-16X16	1	-16	1	-16	4.43	113	1.50	38	1 3/4	2.84	72
HYD 12743-20X20	1 1/4	-20	1 1/4	-20	5.06	129	1.69	43	2	3.41	87

11843 SAE CODE 61 FLANGE, 67 1/2° ELBOW

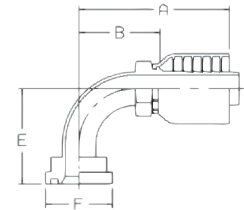


PART NO.	FLANGE		HOSE SIZE		A		E		F	B	
	INCH	INCH	INCH	INCH	INCH	mm	INCH	mm	INCH	INCH	mm
HYD 11843-8X8+	1/2	-8	1/2	-8	3.05	77	1.25	32	1 3/16	1.79	45
HYD 11843-12X12	3/4	-12	3/4	-12	4.09	104	1.60	41	1 1/2	2.66	68
HYD 11843-16X16	1	-16	1	-16	4.66	118	1.75	44	1 3/4	3.07	78
HYD 11843-20X20	1 1/4	-20	1 1/4	-20	5.04	128	1.94	49	2	3.37	86
HYD 11843-24X20^+	1 1/2	-24	1 1/4	-20	5.05	128	1.95	50	2 3/8	3.40	86
HYD 11843-24X24+	1 1/2	-24	1 1/2	-24	5.56	141	2.53	64	2 3/8	4.24	108

^ Must use Parkrimp 2 or Superkrimp and Die Part No. 83C-A20H.
Note: Flange kits and O-rings listed on page 142-143.


43 SERIES FITTINGS

Use with 881, 601, 421, 421HT, 421WC, 481, 451AR, 304, 301, 301LT, 431, 436, 341, and 381 hoses.

11943 SAE CODE 61 FLANGE, 90° ELBOW


PART NO.	FLANGE		HOSE SIZE		A		E		F	B	
	INCH		INCH		INCH	mm	INCH	mm	INCH	INCH	mm
HYD 11943-8X8	1/2	-8	1/2	-8	2.62	67	1.60	41	1 3/16	1.37	35
HYD 11943-12X8	3/4	-12	1/2	-8	2.69	68	1.66	42	1 1/2	1.44	37
HYD 11943-16X8	1	-16	1/2	-8	2.91	74	2.03	52	1 3/4	1.43	36
HYD 11943-12X10	3/4	-12	5/8	-10	3.34	85	2.12	54	1 1/2	1.93	49
HYD 11943-12X12	3/4	-12	3/4	-12	3.34	85	2.13	54	1 1/2	1.91	49
HYD 11943-16X12	1	-16	3/4	-12	3.34	85	2.13	54	1 1/2	1.91	49
HYD 11943-16X16	1	-16	1	-16	3.90	99	2.38	60	1 3/4	2.31	59
HYD 11943-20X16	1 1/4	-20	1	-16	3.90	99	2.38	60	2	2.31	59
HYD 11943-16X20+	1	-16	1 1/4	-20	4.12	105	2.35	60	1 3/4	2.47	63
HYD 11943-20X20	1 1/4	-20	1 1/4	-20	4.38	111	2.62	67	2	2.73	69
HYD 11943-24X20^	1 1/2	-24	1 1/4	-20	4.80	122	2.64	67	2 3/8	3.11	79
HYD 11943-20X24	1 1/4	-20	1 1/2	-24	4.19	106	2.62	67	2	2.83	72
HYD 11943-24X24	1 1/2	-24	1 1/2	-24	5.46	139	3.11	79	2 3/8	4.14	105
HYD 11943-32X24	2	-32	1 1/2	-24	5.44	138	3.10	79	2 13/16	4.12	105
HYD 11943-24X32+	1 1/2	-24	2	-32	5.67	144	3.11	79	2 3/8	4.19	106
HYD 11943-32X32	2	-32	2	-32	6.45	164	4.47	114	2 13/16	4.97	126
HYD 11943-40X32+	2 1/4	-40	2	-32	6.45	164	4.55	116	3 5/16	4.97	126

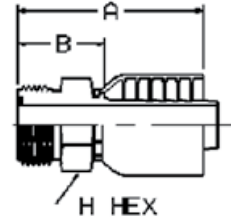
^ Must use Parkrimp 2 or Superkrimp and Die Part No. 83C-A20H.

Note: Flange kits and O-rings listed on page 142-143.

Parker 43 SERIES FITTINGS

Use with 881, 601, 421, 421HT, 421WC, 481, 451AR, 304, 301, 301LT, 431, 436, 341, and 381 hoses.

1JM43 MALE SEAL-LOK® STRAIGHT, O-RING FACE SEAL (WITHOUT NITRILE O-RING)



PART NO.	STRAIGHT THREAD			HOSE SIZE		A		H		B	
	INCH			INCH		INCH	mm	INCH	INCH	mm	
HYD 1JM43-4X4	1/4	9/16 x 18	-4	1/4	-4	1.71	43	5/8	0.99	25	
HYD 1JM43-6X4	3/8	11/16 x 16	-6	1/4	-4	1.82	46	3/4	1.06	27	
HYD 1JM43-6X6	3/8	11/16 x 16	-6	3/8	-6	2.06	52	3/4	1.06	27	
HYD 1JM43-6X6-SM	3/8	11/16 x 16	-6	3/8	-6	2.06	52	19 mm	1.06	27	
HYD 1JM43-8X6	1/2	13/16 x 16	-8	3/8	-6	2.18	55	7/8	1.18	30	
HYD 1JM43-8X8	1/2	13/16 x 16	-8	1/2	-8	2.42	61	7/8	1.17	30	
HYD 1JM43-10X10	5/8	1 x 14	-10	5/8	-10	2.76	70	1 1/16	1.35	34	
HYD 1JM43-12X12	3/4	1 3/16 x 12	-12	3/4	-12	2.88	73	1 1/4	1.45	37	
HYD 1JM43-12X12-SM	3/4	1 3/16 x 12	-12	3/4	-12	2.88	73	32 mm	1.45	37	
HYD 1JM43-16X12	1	1 7/16 x 12	-16	3/4	-12	2.91	74	1 1/2	1.48	38	
HYD 1JM43-16X16	1	1 7/16 x 12	-16	1	-16	3.26	83	1 1/2	1.67	42	
HYD 1JM43-20X20	1 1/4	1 11/16 x 12	-20	1 1/4	-20	3.31	84	1 3/4	1.66	42	

Note: O-Rings are listed on page 143.

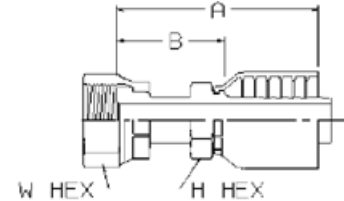
Note: Fittings with an "SM" suffix have a metric hex.

**PARKRIMP
FITTINGS**
43 Series (pages 3-40)
71 Series (pages 72-81)

**REUSABLE
FITTINGS**
20 Series (pages 65-71)
30 Series (pages 41-59)
34 Series (page 84)
42 Series (pages 60-64)
74 Series (page 85)
82 Series (pages 82-83)


43 SERIES FITTINGS

Use with 881, 601, 421, 421HT, 421WC, 481, 451AR, 304, 301, 301LT, 431, 436, 341, and 381 hoses.

1JS43 FEMALE SEAL-LOK® SWIVEL, STRAIGHT (LONG) O-RING FACE SEAL


PART NO.	STRAIGHT THREAD			HOSE SIZE		A		H	W	B	
	INCH	INCH	INCH	INCH	INCH	INCH	mm	INCH	INCH	INCH	mm
HYD 1JS43-4X4	1/4	9/16 x 18	-4	1/4	-4	2.05	52	9/16	11/16	1.32	33
HYD 1JS43-6X4	3/8	11/16 x 16	-6	1/4	-4	2.12	54	9/16	13/16	1.39	35
HYD 1JS43-8X4	1/2	13/16 x 16	-8	1/4	-4	2.27	58	11/16	15/16	1.54	39
HYD 1JS43-4X6	1/4	9/16 x 18	-4	3/8	-6	2.19	56	11/16	11/16	1.18	30
HYD 1JS43-6X6	3/8	11/16 x 16	-6	3/8	-6	2.26	57	11/16	13/16	1.26	32
HYD 1JS43-8X6	1/2	13/16 x 16	-8	3/8	-6	2.51	64	11/16	15/16	1.51	38
HYD 1JS43-10X6	5/8	1 x 14	-10	3/8	-6	2.63	67	11/16	1 1/8	1.51	38
HYD 1JS43-6X8	3/8	11/16 x 16	-6	1/2	-8	2.50	63	13/16	13/16	1.25	32
HYD 1JS43-8X8	1/2	13/16 x 16	-8	1/2	-8	2.65	67	13/16	15/16	1.40	36
HYD 1JS43-10X8	5/8	1 x 14	-10	1/2	-8	2.89	23	13/16	1 1/8	1.64	42
HYD 1JS43-12X8	3/4	1 3/16 x 12	-12	1/2	-8	3.20	81	15/16	1 3/8	1.95	49
HYD 1JS43-8X10	1/2	13/16 x 16	-8	5/8	-10	2.80	71	15/16	15/16	1.39	35
HYD 1JS43-10X10	5/8	1 x 14	-10	5/8	-10	3.07	78	15/16	1 1/8	1.66	42
HYD 1JS43-12X10	3/4	1 3/16 x 12	-12	5/8	-10	3.28	83	1	1 3/8	1.87	47
HYD 1JS43-10X12	5/8	1 x 14	-10	3/4	-12	3.08	78	1 1/16	1 1/8	1.65	42
HYD 1JS43-12X12	3/4	1 3/16 x 12	-12	3/4	-12	3.29	84	1 1/16	1 3/8	1.86	47
HYD 1JS43-16X12	1	1 7/16 x 12	-16	3/4	-12	3.37	86	1 1/4	1 5/8	1.94	49
HYD 1JS43-12X16	3/4	1 3/16 x 12	-12	1	-16	3.51	89	1 5/16	1 3/8	1.92	49
HYD 1JS43-16X16	1	1 7/16 x 12	-16	1	-16	3.60	91	1 3/8	1 5/8	2.01	51
HYD 1JS43-20X16	1 1/4	1 11/16 x 12	-20	1	-16	3.63	92	1 3/8	1 7/8	2.04	52
HYD 1JS43-16X20	1	1 7/16 x 12	-16	1 1/4	-20	4.04	103	1 3/4	1 5/8	2.39	61
HYD 1JS43-20X20	1 1/4	1 11/16 x 12	-20	1 1/4	-20	3.80	96	1 3/4	1 7/8	2.15	55
HYD 1JS43-24X20 ^	1 1/2	2 x 12	-24	1 1/4	-20	3.88	98	1 3/4	2 1/4	2.23	57
HYD 1JS43-24X24	1 1/2	2 x 12	-24	1 1/2	-24	3.87	98	1 7/8	2 1/4	2.55	65

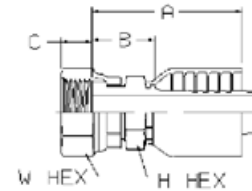
^ Must use Parkrimp 2 or Superkrimp and Die Part No. 83C-A20H.

Note: O-Rings are listed on page 143.

Parker 43 SERIES FITTINGS

Use with 881, 601, 421, 421HT, 421WC, 481, 451AR, 304, 301, 301LT, 431, 436, 341, and 381 hoses.

1JC43 FEMALE SEAL-LOK® SWIVEL, STRAIGHT O-RING FACE SEAL



PART NO.	THREAD			HOSE SIZE		A		C		H	W	B	
	INCH	INCH	INCH	INCH	INCH	INCH	mm	INCH	mm	INCH	INCH	INCH	mm
HYD 1JC43-4X4*	1/4	9/16 x 18	-4	1/4	-4	1.63	41	0.32	8	9/16	11/16	0.89	23
HYD 1JC43-4X4-SM	1/4	9/16 x 18	-4	1/4	-4	1.63	41	0.32	8	17	17 mm	0.89	23
HYD 1JC43-6X4	3/8	11/16 x 16	-6	1/4	-4	1.65	42	0.32	8	11/16	13/16	0.92	23
HYD 1JC43-6X5	3/8	11/16 x 16	-6	5/16	-5	1.65	42	0.32	8	11/16	13/16	0.84	21
HYD 1JC43-6X6*	3/8	11/16 x 16	-6	3/8	-6	1.94	49	0.38	10	11/16	13/16	0.91	23
HYD 1JC43-6X6-SM	3/8	11/16 x 16	-6	3/8	-6	1.94	49	0.38	10	19	22 mm	0.91	23
HYD 1JC43-6X8-SM	3/8	11/16 x 16	-6	1/2	-8	2.20	56	0.38	10	22	22 mm	0.90	23
HYD 1JC43-8X6	1/2	13/16 x 16	-8	3/8	-6	1.98	50	0.38	10	13/16	15/16	0.98	25
HYD 1JC43-8X8*	1/2	13/16 x 16	-8	1/2	-8	2.22	56	0.43	11	13/16	15/16	0.96	24
HYD 1JC43-8X8-SM	1/2	13/16 x 16	-8	1/2	-8	2.22	56	0.43	11	22	24mm	0.96	24
HYD 1JC43-8X12	1/2	13/16 x 16	-8	3/4	-12	2.40	61	0.43	11	1	15/16	1.14	29
HYD 1JC43-10X8	5/8	1 x 14	-10	1/2	-8	2.30	58	0.43	11	15/16	1 1/8	1.05	27
HYD 1JC43-10X8-SM	5/8	1 x 14	-10	1/2	-8	2.30	58	0.43	11	27	30 mm	1.05	27
HYD 1JC43-12X8	3/4	1 3/16 x 12	-12	1/2	-8	2.48	63	0.57	14	1 1/8	1 3/8	1.23	31
HYD 1JC43-10X10*	5/8	1 x 14	-10	5/8	-10	2.50	64	0.53	13	15/16	1 1/8	1.05	27
HYD 1JC43-12X10	3/4	1 3/16 x 12	-12	5/8	-10	2.65	67	0.53	13	1 1/8	1 3/8	1.24	31
HYD 1JC43-12X10-SM	3/4	1 3/16 x 12	-12	5/8	-10	2.65	67	0.53	13	32	36 mm	1.24	31
HYD 1JC43-12X12*	3/4	1 3/16 x 12	-12	3/4	-12	2.68	68	0.57	14	1 1/8	1 3/8	1.24	31
HYD 1JC43-12X12-SM	3/4	1 3/16 x 12	-12	3/4	-12	2.68	68	0.57	14	32	36 mm	1.24	31
HYD 1JC43-16X12	1	1 7/16 x 12	-16	3/4	-12	2.81	71	0.58	15	1 3/8	1 5/8	1.38	35
HYD 1JC43-12X16	3/4	1 3/16 x 12	-12	1	-16	2.99	76	0.57	14	1 5/16	1 3/8	1.34	34
HYD 1JC43-16X16*	1	1 7/16 x 12	-16	1	-16	3.14	80	0.58	15	1 3/8	1 5/8	1.52	39
HYD 1JC43-20X20*	1 1/4	1 1/16 x 12	-20	1 1/4	-20	3.23	82	0.59	15	1 7/8	1 7/8	1.58	40

* Also available in 316 Stainless Steel. Use "C" suffix after part number. Stainless Steel fittings must be crimped with Karrykrimp 2, Superkrimp or Parkrimp 2.

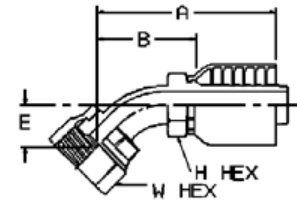
Note: O-Rings are listed on page 143.

Note: When measuring overall length to the end of the nut, B & C must be used to calculate cut-off allowance.

Note: Fittings with a "SM" suffix have metric hex.


43 SERIES FITTINGS

Use with 881, 601, 421, 421HT, 421WC, 481, 451AR, 304, 301, 301LT, 431, 436, 341, and 381 hoses.

1J743 FEMALE SEAL-LOK® SWIVEL 45° ELBOW O-RING FACE SEAL


PART NO.	THREAD			HOSE SIZE		A		E		H	W	B	
	INCH	INCH	INCH	INCH	INCH	INCH	mm	INCH	mm	INCH	INCH	INCH	mm
HYD 1J743-4X4	1/4	9/16 x 18	-4	1/4	-4	2.21	56	0.41	10	9/16	11/16	1.48	38
HYD 1J743-4X4-SM	1/4	9/16 x 18	-4	1/4	-4	2.21	56	0.41	10	9/16	17 mm	1.48	38
HYD 1J743-6X4	3/8	11/16 x 16	-6	1/4	-4	2.28	58	0.43	11	9/16	13/16	1.55	39
HYD 1J743-6X4-SM	3/8	11/16 x 16	-6	1/4	-4	2.28	58	0.43	11	9/16	22 mm	1.55	39
HYD 1J743-8X4	1/2	13/16 x 16	-8	1/4	-4	2.53	64	0.59	15	11/16	15/16	1.80	46
HYD 1J743-6X5	3/8	11/16 x 16	-6	5/16	-5	2.35	60	0.43	11	11/16	13/16	1.54	39
HYD 1J743-4X6	1/4	9/16 x 18	-4	3/8	-6	2.35	60	0.41	10	11/16	11/16	1.35	34
HYD 1J743-6X6	3/8	11/16 x 16	-6	3/8	-6	2.42	61	0.43	11	11/16	13/16	1.42	36
HYD 1J743-6X6-SM	3/8	11/16 x 16	-6	3/8	-6	2.42	61	0.43	11	11/16	22 mm	1.42	36
HYD 1J743-8X6	1/2	13/16 x 16	-8	3/8	-6	2.78	71	0.59	15	11/16	15/16	1.78	45
HYD 1J743-8X6-SM	1/2	13/16 x 16	-8	3/8	-6	2.78	71	0.59	15	11/16	24 mm	1.78	45
HYD 1J743-6X8	3/8	11/16 x 16	-6	1/2	-8	2.66	68	0.43	11	13/16	13/16	1.41	36
HYD 1J743-8X8	1/2	13/16 x 16	-8	1/2	-8	2.92	74	0.59	15	13/16	15/16	1.67	42
HYD 1J743-8X8-SM	1/2	13/16 x 16	-8	1/2	-8	2.92	74	0.59	15	13/16	24 mm	1.67	42
HYD 1J743-10X8	5/8	1 x 14	-10	1/2	-8	3.17	81	0.65	16	13/16	1 1/8	1.92	49
HYD 1J743-12X8	3/4	1 3/16 x 12	-12	1/2	-8	3.57	91	0.83	21	15/16	1 3/8	2.32	59
HYD 1J743-8X10	1/2	13/16 x 16	-8	5/8	-10	2.92	74	0.59	15	15/16	15/16	1.51	38
HYD 1J743-10X10	5/8	1 x 14	-10	5/8	-10	3.35	85	0.65	16	15/16	1 1/8	1.94	49
HYD 1J743-12X10	3/4	1 3/16 x 12	-12	5/8	-10	4.12	105	0.83	21	1	1 3/8	2.31	59
HYD 1J743-10X12	5/8	1 x 14	-10	3/4	-12	3.36	85	0.65	16	1 1/16	1 1/8	1.93	49
HYD 1J743-12X12	3/4	1 3/16 x 12	-12	3/4	-12	3.45	88	0.81	21	1 1/16	1 3/8	2.02	51
HYD 1J743-12X12-SM	3/4	1 3/16 x 12	-12	3/4	-12	3.45	88	0.81	21	1 1/16	36 mm	2.02	51
HYD 1J743-16X12	1	1 7/16 x 12	-16	3/4	-12	4.02	102	0.94	24	1 1/8	1 5/8	2.59	66
HYD 1J743-12X16	3/4	1 3/16 x 12	-12	1	-16	4.04	103	0.83	21	1 5/16	1 3/8	2.45	62
HYD 1J743-16X16	1	1 7/16 x 12	-16	1	-16	4.38	111	0.94	24	1 3/8	1 5/8	2.79	71
HYD 1J743-20X16	1 1/4	1 11/16 x 12	-20	1	-16	4.52	115	1.00	25	1 7/16	1 7/8	2.93	74
HYD 1J743-16X20	1	1 7/16 x 12	-16	1 1/4	-20	4.59	117	0.94	24	1 3/4	1 5/8	2.94	75
HYD 1J743-20X20	1 1/4	1 11/16 x 12	-20	1 1/4	-20	4.73	120	1.00	25	1 3/4	1 7/8	3.08	78
HYD 1J743-24X20L	1 1/2	2 x 12	-24	1 1/4	-20	4.94	125	1.07	27	1 3/4	2 1/4	3.29	84
HYD 1J743-24X24	1 1/2	2 x 12	-24	1 1/2	-24	4.66	118	1.07	27	1 7/8	2 1/4	3.34	85

^ Must use Parkrimp 2 or Superkrimps and Die Part No. 83C-A20H.

Note: O-rings are listed on page 143.

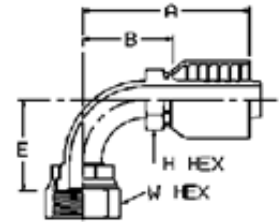
Note: Fittings with a :SM: suffix have metric hex.

+ Non-Standard

Parker 43 SERIES FITTINGS

Use with 881, 601, 421, 421HT, 421WC, 481, 451AR, 304, 301, 301LT, 431, 436, 341, and 381 hoses.

1J943 FEMALE SEAL-LOK® SWIVEL, 90° ELBOW (SHORT) O-RING FACE SEAL



PART NO.	THREAD			HOSE SIZE		A		E		H	W	B	
	INCH			INCH		INCH	mm	INCH	mm	INCH	INCH	INCH	mm
HYD 1J943-4X4	1/4	9/16 x 18	-4	1/4	-4	2.19	56	0.82	21	9/16	11/16	1.46	37
HYD 1J943-6X4	3/8	11/16 x 16	-6	1/4	-4	2.15	55	0.90	23	9/16	13/16	1.42	36
HYD 1J943-8X4	1/2	13/16 x 16	-8	1/4	-4	2.27	58	1.15	29	11/16	15/16	1.54	39
HYD 1J943-6X5	3/8	11/16 x 16	-6	5/16	-5	2.22	56	0.90	23	11/16	13/16	1.41	36
HYD 1J943-4X6	1/4	9/16 x 18	-4	3/8	-6	2.33	59	0.82	21	11/16	11/16	1.33	34
HYD 1J943-6X6	3/8	11/16 x 16	-6	3/8	-6	2.28	58	0.90	23	11/16	13/16	1.28	33
HYD 1J943-6X6-SM	3/8	11/16 x 16	-6	3/8	-6	2.28	58	0.90	23	11/16	22 mm	1.28	33
HYD 1J943-8X6	1/2	13/16 x 16	-8	3/8	-6	2.50	64	1.15	29	11/16	15/16	1.50	38
HYD 1J943-6X8	3/8	11/16 x 16	-6	1/2	-8	2.53	64	0.90	23	13/16	13/16	1.28	33
HYD 1J943-6X8-SM	3/8	11/16 x 16	-6	1/2	-8	2.53	64	0.90	23	13/16	22 mm	1.28	33
HYD 1J943-8X8	1/2	13/16 x 16	-8	1/2	-8	2.64	67	1.15	29	13/16	15/16	1.39	35
HYD 1J943-8X8-SM	1/2	13/16 x 16	-8	1/2	-8	2.64	67	1.15	29	13/16	24 mm	1.39	35
HYD 1J943-10X8	5/8	1 x 14	-10	1/2	-8	2.87	73	1.27	32	13/16	1 1/8	1.62	41
HYD 1J943-12X8	3/4	1 13/16 x 12	-12	1/2	-8	2.91	74	1.88	48	13/16	1 3/8	1.66	42
HYD 1J943-8X10	1/2	13/16 x 16	-8	5/8	-10	2.79	71	1.15	29	15/16	15/16	1.38	35
HYD 1J943-10X10	5/8	1 x 14	-10	5/8	-10	3.05	77	1.27	32	15/16	1 1/8	1.64	42
HYD 1J943-10X10-SM	5/8	1 x 14	-10	5/8	-10	3.05	77	1.27	32	15/16	30 mm	1.64	42
HYD 1J943-12X10	3/4	1 3/16 x 12	-12	5/8	-10	3.10	79	1.88	48	1	1 3/8	1.65	42
HYD 1J943-10X12	5/8	1 x 14	-10	3/4	-12	3.06	78	1.27	32	1 1/16	1 1/8	1.63	41
HYD 1J943-12X12	3/4	1 3/16 x 12	-12	3/4	-12	3.34	85	1.88	48	1 1/16	1 3/8	1.91	49
HYD 1J943-16X12	1	1 7/16 x 12	-16	3/4	-12	4.07	103	2.21	56	1 1/8	1 5/8	2.64	67
HYD 1J943-12X16	3/4	1 3/16 x 12	-12	1	-16	3.95	100	1.88	48	1 5/16	1 3/8	2.36	60
HYD 1J943-16X16	1	1 7/16 x 12	-16	1	-16	4.31	109	2.21	56	1 3/8	1 5/8	2.72	69
HYD 1J943-20X16	1 1/4	1 11/16 x 12	-20	1	-16	4.69	119	2.51	64	1 7/16	1 7/8	3.10	79
HYD 1J943-16X20	1	1 7/16 x 12	-16	1 1/4	-20	4.54	115	2.21	56	1 3/4	1 5/8	2.89	73
HYD 1J943-20X20	1 1/4	1 11/16 x 12	-20	1 1/4	-20	4.85	123	2.51	64	1 3/4	1 7/8	3.20	81
HYD 1J943-24X20 ^	1 1/2	2 x 12	-24	1 1/4	-20	4.97	126	2.70	69	1 3/4	2 1/4	3.32	84
HYD 1J943-24X24	1 1/2	2 x 12	-24	1 1/2	-24	5.46	139	2.70	69	1 7/8	2 1/4	3.36	85

^ Must use Parkrimp 2 or Superkrimp and Die Part No. 83C-A20H.

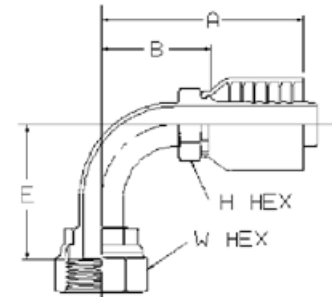
Note: Seal Lok O-Rings are listed on page 143.

Note: Fittings with SM suffix have metric hex.

+ Non-Standard


43 SERIES FITTINGS

Use with 881, 601, 421, 421HT, 421WC, 481, 451AR, 304, 301, 301LT, 431, 436, 341, and 381 hoses.

1J543 FEMALE SEAL-LOK® SWIVEL, 90° ELBOW (MEDIUM) O-RING FACE SEAL


PART NO.	THREAD			HOSE SIZE		A		E		H	W	B	
		INCH		INCH		INCH	mm	INCH	mm	INCH	INCH	INCH	mm
HYD 1J543-4X4	1/4	9/16 x 18	-4	1/4	-4	2.23	57	1.26	32	9/16	11/16	1.50	38
HYD 1J543-6X4	3/8	11/16 x 16	-6	1/4	-4	2.15	55	1.51	38	9/16	13/16	1.42	36
HYD 1J543-6X6	3/8	11/16 x 16	-6	3/8	-6	2.29	58	1.51	38	11/16	13/16	1.29	33
HYD 1J543-6X6-SM	3/8	11/16 x 16	-6	3/8	-6	2.29	58	1.51	38	11/16	22 mm	1.29	33
HYD 1J543-8X6	1/2	13/16 x 16	-8	3/8	-6	2.56	65	1.62	41	11/16	15/16	1.56	40
HYD 1J543-8X8	1/2	13/16 x 16	-8	1/2	-8	2.70	69	1.62	41	13/16	15/16	1.45	37
HYD 1J543-8X8-SM	1/2	13/16 x 16	-8	1/2	-8	2.70	69	1.62	41	13/16	24 mm	1.45	37
HYD 1J543-10X8+	5/8	1 x 14	-10	1/2	-8	2.88	73	1.88	48	15/16	1 1/8	1.63	41
HYD 1J543-10X10	5/8	1 x 14	-10	5/8	-10	3.11	79	1.85	47	15/16	1 1/8	1.70	43
HYD 1J543-10X12	5/8	1 x 14	-10	3/4	-12	3.13	80	1.85	47	1 1/16	1 1/8	1.70	43
HYD 1J543-12X12	3/4	1 3/16 x 12	-12	3/4	-12	3.38	86	2.28	58	1 1/16	1 3/8	1.95	50
HYD 1J543-16X16	1	1 7/16 x 12	-16	1	-16	4.86	123	2.78	71	1 5/16	1 5/8	3.27	83
HYD 1J543-20X20	1 1/4	1 5/8 x 12	-20	1 1/4	-20	4.85	123	3.09	78	1 3/4	1 7/8	3.20	81

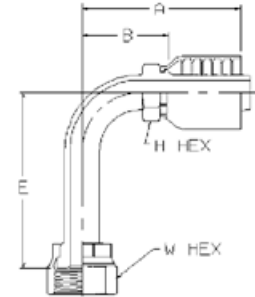
Note: Seal Lok O-Rings are listed on page 143.

Note: Fittings with SM suffix have metric hex.

Parker 43 SERIES FITTINGS

Use with 881, 601, 421, 421HT, 421WC, 481, 451AR, 304, 301, 301LT, 431, 436, 341, and 381 hoses.

1J143 FEMALE SEAL-LOK® SWIVEL, 90° ELBOW (LONG) O-RING FACE SEAL



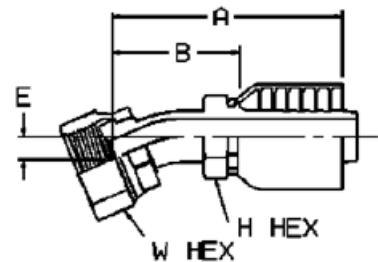
PART NO.	THREAD			HOSE SIZE		A		E		H	W	B	
	INCH			INCH		INCH	mm	INCH	mm	INCH	INCH	INCH	mm
HYD 1J143-4X4	1/4	9/16 x 18	-4	1/4	-4	1.99	51	1.80	46	9/16	11/16	1.26	32
HYD 1J143-6X4	3/8	11/16 x 16	-6	1/4	-4	2.24	57	2.13	54	9/16	13/16	1.51	38
HYD 1J143-6X6	3/8	11/16 x 16	-6	3/8	-6	2.37	60	2.13	54	11/16	13/16	1.37	35
HYD 1J143-6X6-SM	3/8	11/16 x 16	-6	3/8	-6	2.37	60	2.13	54	11/16	22 mm	1.37	35
HYD 1J143-8X6	1/2	13/16 x 16	-8	3/8	-6	2.56	65	2.51	64	11/16	15/16	1.56	40
HYD 1J143-8X8	1/2	13/16 x 16	-8	1/2	-8	2.70	69	2.51	64	13/16	15/16	1.45	37
HYD 1J143-8X8-SM	1/2	13/16 x 16	-8	1/2	-8	2.70	69	2.51	64	13/16	24 mm	1.45	37
HYD 1J143-10X8	5/8	1 x 14	-10	1/2	-8	2.98	76	2.76	70	13/16	1 1/8	1.73	44
HYD 1J143-10X10	5/8	1 x 14	-10	5/8	-10	3.16	80	2.76	70	15/16	1 1/8	1.75	44
HYD 1J143-10X12	5/8	1 x 14	-10	3/4	-12	3.15	80	2.76	70	1 1/16	1 1/8	1.73	44
HYD 1J143-12X12	3/4	1 3/16 x 12	-12	3/4	-12	3.38	86	3.78	96	1 1/16	1 3/8	1.95	50
HYD 1J143-16X16	1	1 7/16 x 12	-16	1	-16	3.90	99	4.50	114	1 3/8	1 5/8	2.31	59
HYD 1J143-20X20	1 1/4	1 5/8 x 12	-20	1 1/4	-20	4.84	123	5.09	129	1 3/4	1 7/8	3.15	80
HYD 1J143-24X20 ^	1 1/2	2 x 12	-24	1 1/4	-20	4.77	121	5.54	141	1 3/4	2 1/4	3.12	79

^ Must use Parkrimp 2 or Superkrimp and Die Part No. 83C-20H.

Note: Fittings with SM suffix have metric hex.

Note: O-Rings are listed on page 143.

1J643 FEMALE SEAL-LOK® SWIVEL, 22 1/2° ELBOW O-RING FACE SEAL



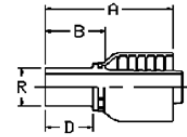
PART NO.	THREAD			HOSE SIZE		A		E		H	W	B	
	INCH			INCH		INCH	mm	INCH	mm	INCH	INCH	INCH	mm
HYD 1J643-8X8	1/2	13/16 x 16	-8	1/2	-8	3.04	77	0.39	10	13/16	15/16	1.79	45

Note: O-Rings are listed on page 143.

+ Non-Standard

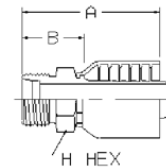

43 SERIES FITTINGS

Use with 881, 601, 421, 421HT, 421WC, 481, 451AR, 304, 301, 301LT, 431, 436, 341, and 381 hoses.

11D43 METRIC STANDPIPE - RIGID, STRAIGHT "LIGHT" SERIES


PART NO.	R		HOSE SIZE		A		D		B	
	mm	mm	INCH	INCH	INCH	mm	INCH	mm	INCH	mm
HYD 11D43-6X4	6	-6	1/4	-4	1.97	50	0.87	22	1.10	28
HYD 11D43-8X4	8	-8	1/4	-4	1.97	50	0.87	22	1.10	28
HYD 11D43-10X5	10	-10	5/16	-5	2.36	60	0.91	23	1.14	29
HYD 11D43-10X6	10	-10	3/8	-6	2.28	58	0.91	23	1.14	29
HYD 11D43-12X6	12	-12	3/8	-6	2.36	60	0.91	23	1.14	29
HYD 11D43-15X8	15	-15	1/2	-8	2.56	65	0.98	25	1.22	31
HYD 11D43-18X10	18	-18	5/8	-10	2.99	76	1.02	26	1.30	33
HYD 11D43-18X12	18	-18	3/4	-12	2.80	71	1.02	26	1.22	31
HYD 11D43-22X12	22	-22	3/4	-12	2.87	73	1.10	28	1.26	32
HYD 11D43-28X16	28	-28	1	-16	3.31	84	1.18	30	1.46	37
HYD 11D43-42X24+	42	-42	1 1/2	-24	3.50	89	1.40	36	2.18	55

Note: Mates with EO "L" Series Fittings.

1D043 MALE METRIC STUD - DIN 20078 "LIGHT" SERIES


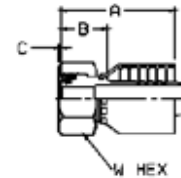
PART NO.	THREAD		HOSE SIZE		A		H	B		
	mm	mm	INCH	INCH	INCH	mm	INCH	mm		
HYD 1D043-6X4	6	M12x1,5	-6	1/4	-4	1.73	44	14	0.75	19
HYD 1D043-8X4	8	M14x1,5	-8	1/4	-4	1.61	41	14	0.75	19
HYD 1D043-10X5	10	M16x1,5	-10	5/16	-5	1.97	50	19	0.83	21
HYD 1D043-10X6	10	M16x1,5	-10	3/8	-6	1.97	50	19	0.83	21
HYD 1D043-12X6	12	M18x1,5	-12	3/8	-6	1.97	50	19	0.83	21
HYD 1D043-15X8	15	M22x1,5	-15	1/2	-8	2.28	58	22	0.94	24
HYD 1D043-18X10	18	M26x1,5	-18	5/8	-10	2.68	68	27	1.14	29
HYD 1D043-18X12	18	M26x1,5	-18	3/4	-12	2.68	68	27	1.14	29
HYD 1D043-22X12	22	M30x2	-22	3/4	-12	2.72	69	30	1.22	31
HYD 1D043-28X16	28	M36x2	-28	1	-16	3.11	79	36	1.30	33

Note: Mates with EO "L" Series Fittings.

Parker 43 SERIES FITTINGS

Use with 881, 601, 421, 421HT, 421WC, 481, 451AR, 304, 301, 301LT, 431, 436, 341, and 381 hoses.

1C043 FEMALE METRIC SWIVEL - DIN 20078 STRAIGHT BALL NOSE



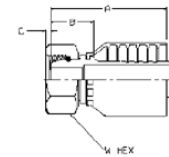
PART NO.	THREAD			HOSE SIZE		A		W	B	
		mm		INCH		INCH	mm	mm	INCH	mm
HYD 1C043-20X12	20	M30x1,5	-20	3/4	-12	2.48	63	36	0.94	24
HYD 1C043-25X16	25	M38x,5	-25	1	-16	2.99	76	46	1.14	29
HYD 1C043-32X20**	32	M45x1,5	-32	1 X 1/4	-20	3.35	85	55	1.46	37

** Assemble with Parkrimp 2 only.

Note: Mates with DIN 7631 60° Cone.

Note: When measuring overall length to the end of the nut, B & C must be used to calculate cut-off allowance.

1C343 FEMALE METRIC SWIVEL - DIN 20078, STRAIGHT "LIGHT" SERIES



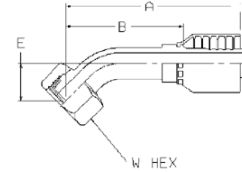
PART NO.	THREAD			HOSE SIZE		A		C	W	B		
		mm		INCH		INCH	mm	INCH	mm	INCH	mm	
HYD 1C343-6X4	6	M12x1,5	-6	1/4	-4	1.89	48	0.09	2	14	1.10	28
HYD 1C343-8X4	8	M14x1,5	-8	1/4	-4	1.89	48	0.11	3	19	1.10	28
HYD 1C343-10X5	10	M16x1,5	-10	5/16	-5	2.01	51	0.06	2	19	0.79	20
HYD 1C343-12X5	12	M18x1,5	-12	5/16	-5	1.66	42	0.10	3	22	0.82	21
HYD 1C343-10X6	10	M16x1,5	-10	3/8	-6	2.23	57	0.06	2	19	1.18	30
HYD 1C343-12X6	12	M18x1,5	-12	3/8	-6	2.23	57	0.10	3	22	1.18	30
HYD 1C343-15X6+	15	M22x1,5	-15	3/8	-6	1.92	49	0.17	4	27	0.92	23
HYD 1C343-15X8	15	M22x1,5	-15	1/2	-8	2.56	65	0.17	4	27	1.29	33
HYD 1C343-18X10	18	M26x1,5	-18	5/8	-10	2.64	67	0.10	3	32	0.94	24
HYD 1C343-18X12	18	M26x1,5	-18	3/4	-12	2.80	71	0.10	3	32	1.33	34
HYD 1C343-22X12	22	M30x2	-22	3/4	-12	2.87	73	0.18	5	36	1.42	36
HYD 1C343-28X16	28	M36x2	-28	1	-16	3.35	85	0.22	6	46	1.72	44

Note: When measuring overall length to the end of the nut, B & C must be used to calculate cut-off allowance.

Note: Mates with EO "S" Series Fittings.

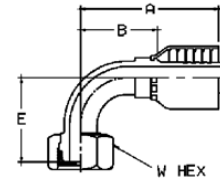

43 SERIES FITTINGS

Use with 881, 601, 421, 421HT, 421WC, 481, 451AR, 304, 301, 301LT, 431, 436, 341, and 381 hoses.

1C443 FEMALE METRIC SWIVEL - DIN 20078, 45° ELBOW "LIGHT" SERIES


PART NO.	THREAD			HOSE SIZE		A		E		W	B	
		mm		INCH		INCH	mm	INCH	mm	mm	INCH	mm
HYD 1C443-8X4	8	M14 x1,5	-8	1/4	-4	2.40	61	0.59	15	19	1.50	38
HYD 1C443-10X5	10	M16x1,5	-10	5/16	-5	2.60	66	0.67	17	19	1.61	41
HYD 1C443-10X6	10	M16x1,5	-10	3/8	-6	2.76	70	0.67	17	19	1.61	41
HYD 1C443-12X6	12	M18x1,5	-12	3/8	-6	2.76	70	0.67	17	22	1.61	41
HYD 1C443-15X8	15	M22x1,5	-15	1/2	-8	3.35	85	0.79	20	27	1.97	50
HYD 1C443-18X10	18	M26x1,5	-18	5/8	-10	4.09	104	1.14	29	32	2.52	64
HYD 1C443-22X12	22	M30x2	-22	3/4	-12	3.78	96	0.91	23	36	2.20	56
HYD 1C443-28X16	28	M36x2	-28	1	-16	4.53	115	1.10	28	46	2.16	55

Note: Mates with EO "L" Series Fittings.

1C543 FEMALE METRIC SWIVEL - DIN 20078, 90° ELBOW WITH O-RING "LIGHT" SERIES


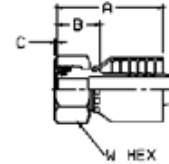
PART NO.	THREAD			HOSE SIZE		A		E		W	B	
		mm		INCH		INCH	mm	INCH	mm	mm	INCH	mm
HYD 1C543-8X4	8	M14x1,5	-8	1/4	-4	2.05	52	1.10	28	19	1.18	30
HYD 1C543-10X5	10	M16x1,5	-10	5/16	-5	2.20	56	1.18	30	19	1.22	31
HYD 1C543-10X6	10	M16x1,5	-10	3/8	-6	2.40	61	1.18	30	19	1.22	31
HYD 1C543-12X6	12	M18x1,5	-12	3/8	-6	2.40	61	1.22	31	22	1.22	31
HYD 1C543-15X8	15	M22x1,5	-15	1/2	-8	2.95	75	1.57	40	27	1.57	40
HYD 1C543-18X10	18	M26x1,5	-18	5/8	-10	3.58	91	2.36	60	32	2.05	52
HYD 1C543-22X12	22	M30x2	-22	3/4	-12	3.58	91	1.97	50	36	2.00	51
HYD 1C543-28X16	28	M36x2	-28	1	-16	4.33	110	2.48	63	46	2.56	65

Note: Mates with EO "L" Series Fittings.

Parker 43 SERIES FITTINGS

Use with 881, 601, 421, 421HT, 421WC, 481, 451AR, 304, 301, 301LT, 431, 436, 341, and 381 hoses.

1CA43 FEMALE METRIC SWIVEL - DIN 20078, STRAIGHT WITH O-RING "LIGHT" SERIES

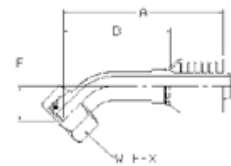


PART NO.	THREAD			HOSE SIZE		A		C		W	B	
		mm		INCH		INCH	mm	INCH	mm	mm	INCH	mm
HYD 1CA43-6X4	6	M12x1,5	-6	1/4	-4	1.81	46	0.02	1	14	1.06	27
HYD 1CA43-8X4	8	M14x1,5	-8	1/4	-4	1.65	42	0.01	0	17	0.90	23
HYD 1CA43-10X5	10	M16x1,5	-10	5/16	-5	1.71	43	0.04	1	19	0.89	23
HYD 1CA43-12X6	12	M18x1,5	-12	3/8	-6	2.17	55	0.03	1	22	1.02	26
HYD 1CA43-15X8	15	M22x1,5	-15	1/2	-8	2.52	64	0.07	2	27	1.14	29
HYD 1CA43-18X12	18	M26x1,5	-18	3/4	-12	2.56	65	0.02	1	32	1.11	28
HYD 1CA43-22X12	22	M30x2	-22	3/4	-12	2.83	72	0.02	1	36	1.30	33
HYD 1CA43-28X16	28	M36x2	-28	1	-16	3.35	85	0.13	3	46	1.57	40
HYD 1CA43-35X20	35	M45x2	-35	1 1/4	-20	3.23	82	0.14	4	50	1.55	39

Note: When measuring overall length to the end of the nut, B & C must be used to calculate cut-off allowance.

Note: Mates with EO "S" Series Fittings.

1CE43 FEMALE METRIC SWIVEL - DIN 20078, 45° ELBOW WITH O-RING "LIGHT" SERIES



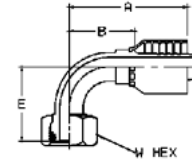
PART NO.	THREAD			HOSE SIZE		A		E	W	B		
		mm		INCH		INCH	mm	INCH	mm	INCH	mm	
HYD 1CE43-10X6	10	M16x1,5	-10	3/8	-6	3.43	87	0.73	19	19	2.44	62
HYD 1CE43-15X8	15	M22x1,5	-15	1/2	-8	3.39	86	0.87	22	27	2.00	51
HYD 1CE43-22X12	22	M30x2	-22	3/4	-12	3.82	97	0.98	25	36	2.28	58

Note: Mates with EO "S" Series Fittings.

Parker 43 SERIES FITTINGS

Use with 881, 601, 421, 421HT, 421WC, 481, 451AR, 304, 301, 301LT, 431, 436, 341, and 381 hoses.

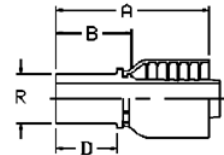
1CF43 FEMALE METRIC SWIVEL - DIN 20078, 90° ELBOW WITH O-RING "LIGHT" SERIES



PART NO.	THREAD			HOSE SIZE		A		E		W	B	
		mm		INCH		INCH	mm	INCH	mm	mm	INCH	mm
HYD 1CF43-10X5	10	M16x1,5	-10	5/16	-5	2.30	58	1.16	29	19	1.46	37
HYD 1CF43-10X6	10	M16x1,5	-10	3/8	-6	2.56	65	1.38	35	19	1.58	40
HYD 1CF43-12X6	12	M18x1,5	-12	3/8	-6	2.40	61	1.22	31	22	1.22	31
HYD 1CF43-15X8	15	M22x1,5	-15	1/2	-8	2.95	75	1.65	42	27	1.57	40
HYD 1CF43-18X10	18	M26x1,5	-18	5/8	-10	3.17	81	1.77	45	32	1.71	43
HYD 1CF43-22X12	22	M30x2	-22	3/4	-12	3.54	90	2.09	53	36	2.00	51

Note: Mates with EO "L" Series Fittings.

13D43 METRIC STANDPIPE - RIGID, STRAIGHT "HEAVY" SERIES



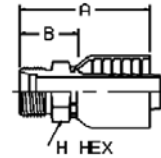
PART NO.	R		HOSE SIZE		A		D		B	
	mm		INCH		INCH	mm	INCH	mm	INCH	mm
HYD 13D43-8X4 ^	8	-8	1/4	-4	1.97	50	0.87	22	1.10	28
HYD 13D43-10X4	10	-10	1/4	-4	2.13	54	1.02	26	1.26	32
HYD 13D43-12X5	12	-12	5/16	-5	2.52	64	1.02	26	1.30	33
HYD 13D43-12X6 ^	12	-12	3/8	-6	2.36	60	0.91	23	1.14	29
HYD 13D43-14X6	14	-14	3/8	-6	2.52	64	1.14	29	1.38	35
HYD 13D43-16X8	16	-16	1/2	-8	2.68	68	1.18	30	1.42	36
HYD 13D43-20X10	20	-20	5/8	-10	3.39	86	1.42	36	1.69	43
HYD 13D43-20X12	20	-20	3/4	-12	3.19	81	1.42	36	1.57	40
HYD 13D43-25X12	25	-25	3/4	-12	3.35	85	1.57	40	1.73	44
HYD 13D43-30X16	30	-30	1	-16	3.82	97	1.73	44	2.01	51

^ 11D43-8-4 and 11D43-12-6 are used in place of 13D43-8-4 and 13D43-12-6 and accept the EO Heavy "S" Series ferrules and nuts.

Parker 43 SERIES FITTINGS

Use with 881, 601, 421, 421HT, 421WC, 481, 451AR, 304, 301, 301LT, 431, 436, 341, and 381 hoses.

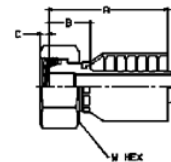
1D243 MALE METRIC STUD - DIN 20078, "HEAVY" SERIES



PART NO.	THREAD			HOSE SIZE		A		H	B	
		mm		INCH		INCH	mm	mm	INCH	mm
HYD 1D243-8X4	8	M16x1,5	-8	1/4	-4	1.73	44	17	0.87	22
HYD 1D243-10X4	10	M18x1,5	-10	1/4	-4	1.73	44	19	0.87	22
HYD 1D243-12X5	12	M20x1,5	-12	5/16	-5	2.20	56	22	0.98	25
HYD 1D243-12X6	12	M20x1,5	-12	3/8	-6	2.09	53	22	0.94	24
HYD 1D243-14X6	14	M22x1,5	-14	3/8	-6	2.17	55	22	0.98	25
HYD 1D243-16X8	16	M24x1,5	-16	1/2	-8	2.36	60	24	1.02	26
HYD 1D243-20X10	20	M30x2	-20	5/8	-10	2.95	75	30	1.26	32
HYD 1D243-25X12	25	M36x2	-25	3/4	-12	2.87	73	36	1.30	33
HYD 1D243-30X16	30	M42x2	-30	1	-16	3.39	86	46	1.54	39

Note: Mates with EO "S" Series Fittings.

1C643 FEMALE METRIC SWIVEL - DIN 20078, STRAIGHT "HEAVY" SERIES



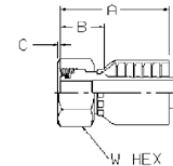
PART NO.	THREAD			HOSE SIZE		A		C	W	B		
		mm		INCH		INCH	mm	INCH	mm	INCH	mm	
HYD 1C643-8X4	8	M16x1,5	-8	1/4	-4	1.93	49	0.15	4	19	0.83	21
HYD 1C643-10X4	10	M18x1,5	-10	1/4	-4	1.93	49	0.10	3	22	0.83	21
HYD 1C643-12X5	12	M20x1,5	-12	5/16	-5	2.01	51	0.08	2	24	0.87	22
HYD 1C643-12X6	12	M20x1,5	-12	3/8	-6	1.97	50	0.08	2	24	0.87	22
HYD 1C643-14X6	14	M22x1,5	-14	3/8	-6	2.32	59	0.17	4	27	0.87	22
HYD 1C643-12X8	12	M20x1,5	-12	1/2	-8	2.56	65	0.08	2	24	1.12	28
HYD 1C643-16X8	16	M24x1,5	-16	1/2	-8	2.64	67	0.19	5	30	0.87	22
HYD 1C643-20X10	20	M30x2	-20	5/8	-10	2.80	71	0.21	5	36	0.98	25
HYD 1C643-20X12	20	M30x2	-20	3/4	-12	2.87	73	0.21	5	36	0.98	25
HYD 1C643-25X12	25	M36x2	-25	3/4	-12	2.99	76	0.28	7	46	1.06	27
HYD 1C643-30X16	30	M42x2	-30	1	-16	3.54	90	0.37	9	50	1.10	28

Note: When measuring overall length to the end of the nut, B & C must be used to calculate cut-off allowance.

Note: Mates with EO "S" Series Fittings


43 SERIES FITTINGS

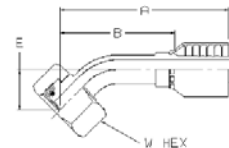
Use with 881, 601, 421, 421HT, 421WC, 481, 451AR, 304, 301, 301LT, 431, 436, 341, and 381 hoses.

1C943 FEMALE METRIC SWIVEL - DIN 20078, STRAIGHT WITH O-RING "HEAVY" SERIES


PART NO.	THREAD			HOSE SIZE		A		C		W	B	
		mm		INCH		INCH	mm	INCH	mm	mm	INCH	mm
HYD 1C943-8X4	8	M16x1,5	-8	1/4	-4	2.05	52	0.01	0	19	1.18	30
HYD 1C943-10X4	10	M18x1,5	-10	1/4	-4	2.05	52	0.01	0	22	1.18	30
HYD 1C943-12X5	12	M20x1,5	-12	5/16	-5	2.20	56	0.03	1	24	1.26	32
HYD 1C943-12X6	12	M20x1,5	-12	3/8	-6	2.04	52	0.03	1	24	1.04	26
HYD 1C943-14X6	14	M22x1,5	-14	3/8	-6	2.17	55	0.03	1	27	1.17	30
HYD 1C943-16X8	16	M24x1,5	-16	1/2	-8	2.40	61	0.09	2	30	1.15	29
HYD 1C943-20X10	20	M30x2	-20	5/8	-10	2.63	67	0.05	1	36	1.22	31
HYD 1C943-20X12	20	M30x2	-20	3/4	-12	2.88	73	0.05	1	36	1.22	31
HYD 1C943-25X12	25	M36x2	-25	3/4	-12	3.39	86	0.10	3	46	1.85	47
HYD 1C943-30X16	30	M42x2	-30	1	-16	3.82	97	0.19	5	50	2.05	52
HYD 1C943-38X20+	38	M52x2	-38	1 1/4	-20	3.15	80	0.23	5,9	60	1.30	33

Note: When measuring overall length to the end of the nut, B & C must be used to calculate cut-off allowance.

Note: Mates with EO "S" Series Fittings

10C43 FEMALE METRIC SWIVEL - DIN 20078, 45° ELBOW WITH O-RING "HEAVY" SERIES


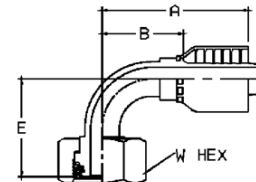
PART NO.	THREAD			HOSE SIZE		A		E		W	B	
		mm		INCH		INCH	mm	INCH	mm	mm	INCH	mm
HYD 10C43-12X6	12	M20x1,5	-12	3/8	-6	3.28	83	0.87	22	24	2.28	58
HYD 10C43-14X6+	14	M22x1,5	-14	3/8	-6	3.27	83	0.87	22	27	2.27	58
HYD 10C43-16X8	16	M24x1,5	-16	1/2	-8	3.96	101	0.96	24	30	2.71	69
HYD 10C43-20X10	20	M30x2	-20	5/8	-10	4.78	121	1.12	28	36	3.37	86
HYD 10C43-25X12	25	M36x2	-25	3/4	-12	3.97	101	1.06	27	46	2.40	61
HYD 10C43-30X16	30	M42x2	-30	1	-16	4.65	118	1.22	31	50	2.87	73

Note: Mates with EO "S" Series Fittings

Parker 43 SERIES FITTINGS

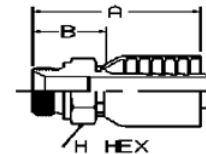
Use with 881, 601, 421, 421HT, 421WC, 481, 451AR, 304, 301, 301LT, 431, 436, 341, and 381 hoses.

11C43 FEMALE METRIC SWIVEL - DIN 20078, 90° ELBOW WITH O-RING "HEAVY" SERIES



PART NO.	THREAD			HOSE SIZE		A		E		W	B	
		mm		INCH		INCH	mm	INCH	mm	mm	INCH	mm
HYD 11C43-8X4	8	M16x1,5	-8	1/4	-4	1.93	49	1.10	28	19	1.10	28
HYD 11C43-10X4	10	M18x1,5	-10	1/4	-4	2.01	51	1.26	32	22	1.14	29
HYD 11C43-12X5	12	M20x1,5	-12	5/8	-5	2.17	55	1.42	36	24	1.22	31
HYD 11C43-12X6	12	M20x1,5	-12	3/8	-6	2.36	60	1.48	38	24	1.36	35
HYD 11C43-14X6	14	M22x1,5	-14	3/8	-6	2.35	60	1.48	38	27	1.35	34
HYD 11C43-16X8	16	M24x1,5	-16	1/2	-8	2.94	75	1.75	44	30	1.69	43
HYD 11C43-20X10	20	M30x2	-20	5/8	-10	3.45	88	2.17	55	36	2.04	52
HYD 11C43-25X12	25	M36x2	-25	3/4	-12	3.74	95	2.17	55	46	2.05	52
HYD 11C43-30X16	30	M42x2	-30	1	-16	4.45	113	2.64	67	50	2.64	67

1D943 MALE BSP PARALLEL

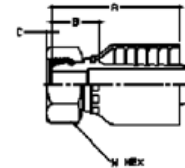


PART NO.	THREAD		HOSE SIZE		A		H	B	
	INCH		INCH		INCH	mm	mm	INCH	mm
HYD 1D943-4X4	1/4 x 19	-4	1/4	-4	1.77	45	19	0.91	23
HYD 1D943-6X5	3/8 x 19	-6	5/16	-5	2.13	54	22	0.98	25
HYD 1D943-6X6	3/8 x 19	-6	3/8	-6	2.13	54	22	0.98	25
HYD 1D943-8X8	1/2 x 14	-8	1/2	-8	2.44	62	27	1.10	28
HYD 1D943-12X12	3/4 x 14	-12	3/4	-12	2.76	70	32	1.18	30
HYD 1D943-16X16	1 x 11	-16	1	-16	3.23	82	41	1.38	35

Note: When used in a part, a bonded seal must be used.

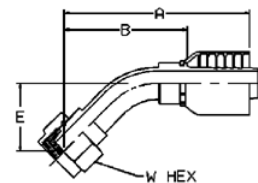

43 SERIES FITTINGS

Use with 881, 601, 421, 421HT, 421WC, 481, 451AR, 304, 301, 301LT, 431, 436, 341, and 381 hoses.

19243 FEMALE BSP SWIVEL (BALL NOSE)


PART NO.	THREAD		HOSE SIZE		A		C		W	B	
	INCH		INCH		INCH	mm	INCH	mm	mm	INCH	mm
HYD 19243-4X4	1/4 x 19	-4	1/4	-4	1.65	42	0.22	6	19	0.79	20
HYD 19243-6X6	3/8 x 19	-6	3/8	-6	2.17	55	0.26	7	22	1.16	29
HYD 19243-8X8	1/2 x 14	-8	1/2	-8	2.28	58	0.28	7	27	0.94	24
HYD 19243-10X8	5/8 x 14	-10	1/2	-8	2.17	55	0.37	9	30	0.79	20
HYD 19243-10X10	5/8 x 14	-10	5/8	-10	2.36	60	0.37	9	30	1.29	33
HYD 19243-12X12	3/4 x 14	-12	3/4	-12	2.52	64	0.35	9	32	0.94	24
HYD 19243-16X16	1 x 11	-16	1	-16	2.99	76	0.44	11	41	1.06	27

Note: When measuring overall length to the end of the nut, B & C must be used to calculate cut-off allowance.

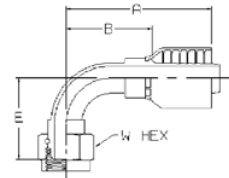
1B143 FEMALE BSP SWIVEL, 45° ELBOW (BALL NOSE)


PART NO.	THREAD		HOSE SIZE		A		E		W	B	
	INCH		INCH		INCH	mm	INCH	mm	mm	INCH	mm
HYD 1B143-4X4	1/4 x 19	-4	1/4	-4	2.44	62	0.63	16	19	1.54	39
HYD 1B143-6X6	3/8 x 19	-6	3/8	-6	3.25	83	0.79	20	22	2.25	57
HYD 1B143-8X8	1/2 x 14	-8	1/2	-8	3.35	85	0.79	20	27	1.97	50
HYD 1B143-10X10	5/8 x 14	-10	5/8	-10	4.03	102	0.85	22	30	2.62	67
HYD 1B143-12X10	3/4 x 14	-12	5/8	-10	4.09	104	1.14	29	32	2.52	64
HYD 1B143-12X12	3/4 x 14	-12	3/4	-12	4.02	102	1.14	29	32	2.44	62
HYD 1B143-16X16	1 x 11	-16	1	-16	4.53	115	1.14	29	41	2.76	70

Parker 43 SERIES FITTINGS

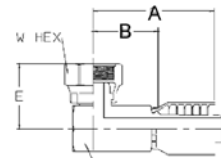
Use with 881, 601, 421, 421HT, 421WC, 481, 451AR, 304, 301, 301LT, 431, 436, 341, and 381 hoses.

1B243 FEMALE BSP SWIVEL, 90° ELBOW (BALL NOSE)



PART NO.	THREAD		HOSE SIZE		A		E		W	B	
	INCH		INCH		INCH	mm	INCH	mm	mm	INCH	mm
HYD 1B243-4X4	1/4 x 19	-4	1/4	-4	1.83	46	1.12	28	19	1.08	27
HYD 1B243-6X6	3/8 x 19	-6	3/8	-6	2.32	59	1.46	37	22	1.32	34
HYD 1B243-8X8	1/2 x 14	-8	1/2	-8	2.95	75	1.57	40	27	1.57	40
HYD 1B243-10X8	5/8 x 14	-10	1/2	-8	2.91	74	1.57	40	30	1.54	39
HYD 1B243-10X10	5/8 x 14	-10	5/8	-10	3.13	80	1.57	40	30	1.72	44
HYD 1B243-12X10	3/4 x 14	-12	5/8	-10	3.62	92	2.32	59	32	2.05	52
HYD 1B243-12X12	3/4 x 14	-12	3/4	-12	3.58	91	2.32	59	32	2.00	51
HYD 1B243-16X16	1 x 11	-16	1	-16	4.33	110	2.48	63	41	2.56	65
HYD 1B243-20X20	1 1/4 x 11	-20	1 1/4	-20	4.69	119	2.87	73	50	2.83	72

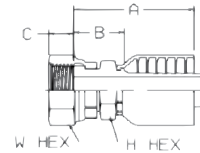
1B443 FEMALE BSP SWIVEL, 90° COMPACT ELBOW



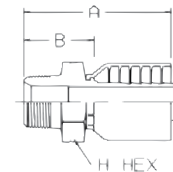
PART NO.	THREAD		HOSE SIZE		A		E		H	W	B	
	INCH		INCH		INCH	mm	INCH	mm	mm	mm	INCH	mm
HYD 1B443-4X4	1/4 x 19	-4	1/4	-4	2.40	61	1.14	29	17	19	1.34	34
HYD 1B443-12X12	3/4 x 14	-12	3/4	-12	0.98	25	1.30	33	32	32	0.98	25


43 SERIES FITTINGS

Use with 881, 601, 421, 421HT, 421WC, 481, 451AR, 304, 301, 301LT, 431, 436, 341, and 381 hoses.

1B543 FEMALE BSP SWIVEL, FLAT FACE


PART NO.	THREAD		HOSE SIZE		A		W	C		B	
	INCH		INCH		INCH	mm	mm	INCH	mm	INCH	mm
HYD 1B543-6X6	3/8 x 19	-6	3/8	-6	2.01	51	22	0.27	7	0.98	25
HYD 1B543-8X6	1/2 x 14	-8	1/2	-6	2.06	52	27	0.37	9	1.03	26
HYD 1B543-8X8	1/2 x 14	-8	1/2	-8	2.28	58	27	0.37	9	1.02	26
HYD 1B543-12X12	3/4 x 14	-12	3/4	-12	2.63	67	36	0.41	10	1.19	30

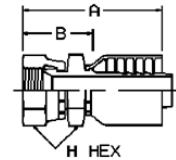
1UT43 MALE JIS/BSP TAPER PIPE - RIGID, STRAIGHT (60° CONE)


PART NO.	THREAD		HOSE SIZE		A		H	B	
	INCH		INCH		INCH	mm	mm	INCH	mm
HYD 1UT43-4X4	1/4 x 19	-4	1/4	-4	1.90	48	19	1.17	30
HYD 1UT43-6X4+	3/8 x 19	-6	1/4	-4	1.96	50	22	1.23	31
HYD 1UT43-6X6	3/8 x 19	-6	3/8	-6	2.24	57	22	1.24	31
HYD 1UT43-6X8+	3/8 x 19	-6	1/2	-8	2.46	62	22	1.21	31
HYD 1UT43-8X8	1/2 x 14	-8	1/2	-8	2.68	68	27	1.43	36
HYD 1UT43-12X12	3/4 x 14	-12	3/4	-12	2.96	75	36	1.53	39
HYD 1UT43-16X16	1 x 11	-16	1	-16	3.46	88	41	1.87	47
HYD 1UT43-20X20	1 1/4 x 11	-20	1 1/4	-20	3.75	95	50	2.10	53

Parker 43 SERIES FITTINGS

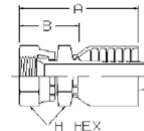
Use with 881, 601, 421, 421HT, 421WC, 481, 451AR, 304, 301, 301LT, 431, 436, 341, and 381 hoses.

1FU43 FEMALE JIS/BSP PARALLEL PIPE SWIVEL, STRAIGHT (30° FLARE)



PART NO.	THREAD		HOSE SIZE		A		H	B	
	INCH		INCH		INCH	mm	mm	INCH	mm
HYD 1FU43-4X4	1/4 x 19	-4	1/4	-4	1.97	50	19	1.24	31
HYD 1FU43-4X6+	1/4 x 19	-4	3/8	-6	2.23	57	19	1.30	33
HYD 1FU43-6X6	3/8 x 19	-6	3/8	-6	2.37	60	22	1.37	35
HYD 1FU43-8X8	1/2 x 14	-8	1/2	-8	2.72	69	27	1.47	37
HYD 1FU43-12X12	3/4 x 14	-12	3/4	-12	3.11	79	36	1.68	43
HYD 1FU43-16X16	1 x 11	-16	1	-16	3.51	89	41	1.92	49
HYD 1FU43-20X20	1 1/4 x 11	-20	1 1/4	-20	3.87	98	50	2.22	56

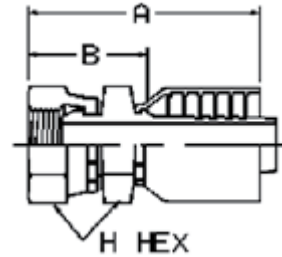
1MU43 FEMALE JIS/METRIC SWIVEL, STRAIGHT (30° FLARE)



PART NO.	THREAD		HOSE SIZE		A		H	B	
	mm		INCH		INCH	mm	mm	INCH	mm
HYD 1MU43-4X4	M14x1,5	-4	1/4	-4	1.92	49	19	1.32	34
HYD 1MU43-4X6+	M14x1,5	-4	3/8	-6	2.35	60	19	1.35	34
HYD 1MU43-6X4	M18x1,5	-6	1/4	-4	2.19	56	24	1.42	36
HYD 1MU43-6X6	M18x1,5	-6	3/8	-6	2.32	59	24	1.43	36
HYD 1MU43-8X8	M22x1,5	-8	1/2	-8	2.72	69	27	1.58	40


43 SERIES FITTINGS

Use with 881, 601, 421, 421HT, 421WC, 481, 451AR, 304, 301, 301LT, 431, 436, 341, and 381 hoses.

1GU43 FEMALE JIS/BSP PARALLEL PIPE SWIVEL, STRAIGHT (60° CONE)


PART NO.	THREAD		HOSE SIZE		A		H	B	
	INCH		INCH		INCH	mm	mm	INCH	mm
HYD 1GU43-4X4	1/4 x 19	-4	1/4	-4	2.03	52	19	1.30	33
HYD 1GU43-6X6	3/8 x 19	-6	3/8	-6	2.38	60	22	1.38	35
HYD 1GU43-8X8	1/2 x 14	-8	1/2	-8	2.74	70	27	1.49	38
HYD 1GU43-12X12	3/4 x 14	-12	3/4	-12	3.17	81	36	1.74	44
HYD 1GU43-16X16	1 x 11	-16	1	-16	3.59	91	41	2.00	51
HYD 1GU43-20X20	1 1/4 x 11	-20	1 1/4	-20	3.90	99	50	2.25	57
HYD 1GU43-32X32+	2 x 11	-32	2	-32	4.69	119	70	2.54	65

**PARKRIMP
FITTINGS**

43 Series (pages 3-40)
71 Series (pages 72-81)

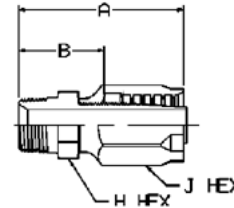
**REUSABLE
FITTINGS**

20 Series (pages 65-71)
30 Series (pages 41-59)
34 Series (page 84)
42 Series (pages 60-64)
74 Series (page 85)
82 Series (pages 82-83)

Parker 30 SERIES REUSABLE FITTINGS

Use with 301, 301LT, and 381 hoses.

20130 MALE NPTF PIPE



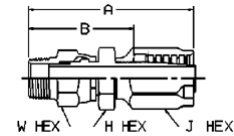
PART NO.	THREAD		HOSE SIZE		A		H	J	B	
	INCH		INCH		INCH	mm	mm	INCH	INCH	mm
HYD 20130-2X4	1/8 x 27	-2	1/4	-4	2.19	56	9/16	3/4	1.22	31
HYD 20130-4X4	1/4 x 18	-4	1/4	-4	2.38	60	9/16	3/4	1.41	36
HYD 20130-6X4	3/8 x 18	-6	1/4	-4	2.38	60	3/4	3/4	1.41	36
HYD 20130-4X6	1/4 x 18	-4	3/8	-6	2.60	66	11/16	15/16	1.44	37
HYD 20130-6X6	3/8 x 18	-6	3/8	-6	2.60	66	3/4	15/16	1.44	37
HYD 20130-6X6*+	3/8 x 18	-6	3/8	-6	2.60	66	3/4	15/16	1.44	37
HYD 20130-8X6	1/2 x 14	-8	3/8	-6	2.77	70	7/8	15/16	1.62	41
HYD 20130-6X8	3/8 x 18	-6	1/2	-8	2.92	74	7/8	1 1/16	1.58	40
HYD 20130-8X8	1/2 x 14	-8	1/2	-8	3.11	79	7/8	1 1/16	1.77	45
HYD 20130-8X8*+	1/2 x 14	-8	1/2	-8	3.11	79	7/8	1 1/16	1.77	45
HYD 20130-12X8	3/4 x 14	-12	1/2	-8	3.17	81	1 1/8	1 1/16	1.83	46
HYD 20130-8X10	1/2 x 14	-8	5/8	-10	3.34	85	15/16	1 1/4	1.88	48
HYD 20130-12X10+	3/4 x 14	-12	5/8	-10	3.34	85	1 1/8	1 1/4	1.88	48
HYD 20130-6X12+	3/8 x 16	-6	3/4	-12	3.06	78	1 1/8	1 3/8	1.58	40
HYD 20130-8X12+	1/2 x 14	-8	3/4	-12	3.20	81	1 1/8	1 3/8	1.77	45
HYD 20130-12X12	3/4 x 14	-12	3/4	-12	3.20	81	1 1/8	1 3/8	1.77	45
HYD 20130-12X12*+	3/4 x 14	-12	3/4	-12	3.20	81	1 1/8	1 3/8	1.77	45
HYD 20130-16X12+	1 x 11 1/2	-16	3/4	-12	3.39	86	1 3/8	1 3/8	1.96	50
HYD 20130-12X16	3/4 x 14	-12	1	-16	3.55	90	1 3/8	1 3/4	1.83	46
HYD 20130-16X16	1 x 11 1/2	-16	1	-16	3.73	95	1 3/8	1 3/4	2.02	51
HYD 20130-16X16*+	1 x 11 1/2	-16	1	-16	3.73	95	1 3/8	1 3/4	2.02	51
HYD 20130-20X20	1 1/4 x 11 1/2	-20	1 1/4	-20	4.59	117	1 3/4	2 1/4	2.13	54
HYD 20130-24X24	1 1/2 x 11 1/2	-24	1 1/2	-24	4.81	122	2	2 1/2	2.60	66
HYD 20130-32X32	2 x 11 1/2	-32	2	-32	5.75	146	2 1/2	3	3.25	83

* Also available in 316 Stainless Steel. Add "C" to part number. Example: 20630-6-6C.

+ Non-Standard


30 SERIES REUSABLE FITTINGS

Use with 301, 301LT, and 381 hoses.

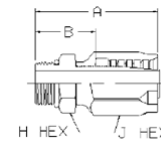
21330 MALE NPTF PIPE SWIVEL


PART NO.	THREAD		HOSE SIZE		A		H	J	W	B	
	INCH		INCH		INCH	mm	mm	INCH	INCH	INCH	mm
HYD 21330-2X4+	1/8 x 27	-2	1/4	-4	3.38	86	7/16	3/4	5/8	2.41	61
HYD 21330-4X4	1/4 x 18	-4	1/4	-4	3.39	86	9/16	3/4	5/8	2.42	61
HYD 21330-6X6	3/8 x 18	-6	3/8	-6	3.49	89	7/8	15/16	7/8	2.35	60
HYD 21330-8X8	1/2 x 14	-8	1/2	-8	4.04	103	1	1 1/16	1	2.70	69
HYD 21330-12X12	3/4 x 14	-12	3/4	-12	4.26	108	1	1 3/8	1	2.83	72
HYD 21330-16X16	1 x 11 1/2	-16	1	-16	4.89	124	1 1/2	1 3/4	1 1/2	3.18	81

Note: The fitting allows minor movement under pressure to relieve stress on hose but is not recommended for continuous or extensive swiveling.

For continuous swivel under pressure service, use "S" Series Swivels.

Note: O-ring not compatible with Phosphate Ester fluids.

20530 MALE O-RING STRAIGHT THREAD


PART NO.	THREAD		HOSE SIZE		A		H	J	B		
	INCH		INCH		INCH	mm	INCH	INCH	INCH	mm	
HYD 20530-4X4	1/4	7/16 x 20	-4	1/4	-4	2.22	56	9/16	3/4	1.25	32
HYD 20530-5X4+	5/16	1/2 x 20	-5	1/4	-4	2.22	56	5/8	3/4	1.25	32
HYD 20530-6X4	3/8	9/16 x 18	-6	1/4	-4	2.25	57	11/16	3/4	1.28	33
HYD 20530-6X6	3/8	9/16 x 18	-6	3/8	-6	2.45	62	11/16	15/16	1.31	33
HYD 20530-8X6	1/2	3/4 x 16	-8	3/8	-6	2.53	64	7/8	15/16	1.39	35
HYD 20530-10X6+	5/8	7/8 x 14	-10	3/8	-6	2.65	67	1	15/16	1.51	38
HYD 20530-8X8	1/2	3/4 x 16	-8	1/2	-8	2.87	73	7/8	1 1/16	1.53	39
HYD 20530-10X8	5/8	7/8 x 14	-10	1/2	-8	2.93	74	1	1 1/16	1.59	40
HYD 20530-12X8	3/4	1 1/16 x 12	-12	1/2	-8	3.09	78	1 1/4	1 1/16	1.75	44
HYD 20530-12X10+	3/4	1 1/16 x 12	-12	5/8	-10	3.26	83	1 1/4	1 1/4	1.80	46
HYD 20530-12X12	3/4	1 1/16 x 12	-12	3/4	-12	3.12	79	1 1/4	1 3/8	1.69	43
HYD 20530-10X16+	5/8	7/8 x 14	-10	1	-16	3.30	84	1 1/2	1 3/4	1.59	40
HYD 20530-16X16+	1	1 5/16 x 12	-16	1	-16	3.50	89	1 1/2	1 3/4	1.79	45
HYD 20530-20X20+	1 1/4	1 5/8 x 12	-20	1 1/4	-20	4.32	110	1 7/8	2 1/4	1.86	47
HYD 20530-24X24+	1 1/2	1 7/8 x 12	-24	1 1/2	-24	4.52	115	2 1/8	2 1/2	2.32	59
HYD 20530-32X32+	2	2 1/2 x 12	-32	2	-32	5.43	138	2 3/4	3	2.93	74

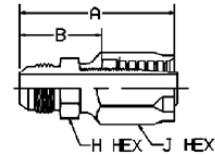
Note: O-ring not compatible with Phosphate Ester fluids.

+ Non-Standard

Parker 30 SERIES REUSABLE FITTINGS

Use with 301, 301LT, and 381 hoses.

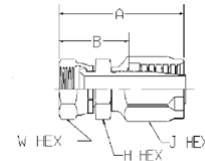
20330 MALE JIC 37°



PART NO.	THREAD			HOSE SIZE		A		H	J	B	
	INCH			INCH		INCH	mm	mm	INCH	INCH	mm
HYD 20330-4X4	1/4	7/16 x 20	-4	1/4	-4	2.37	60	9/16	3/4	1.4	36
HYD 20330-5X4	5/16	1/2 x 20	-5	1/4	-4	2.37	60	9/16	3/4	1.4	36
HYD 20330-6X4	3/8	9/16 x 18	-6	1/4	-4	2.37	60	5/8	3/4	1.4	36
HYD 20330-6X6	3/8	9/16 x 18	-6	3/8	-6	2.57	65	3/4	15/16	1.43	36
HYD 20330-8X6	1/2	3/4 x 16	-8	3/8	-6	2.68	68	13/16	15/16	1.53	39
HYD 20330-8X8	1/2	3/4 x 16	-8	1/2	-8	3.01	76	7/8	1 1/16	1.67	42
HYD 20330-10X8	5/8	7/8 x 14	-10	1/2	-8	3.12	79	15/16	1 1/16	1.77	45
HYD 20330-10X10	5/8	7/8 x 14	-10	5/8	-10	3.29	84	15/16	1 1/4	1.83	46
HYD 20330-12X10+	3/4	1 1/16 x 12	-12	5/8	-10	3.45	88	1 1/8	1 1/4	2.00	51
HYD 20330-12X12	3/4	1 1/16 x 12	-12	3/4	-12	3.31	84	1 1/8	1 3/8	1.88	48
HYD 20330-14X12	7/8	1 3/16 x 12	-14	3/4	-12	3.34	85	1 1/4	1 3/8	1.91	49
HYD 20330-16X12+	1	1 5/16 x 12	-16	3/4	-12	3.64	92	1 3/8	1 3/8	1.93	49
HYD 20330-14X16+	7/8	1 3/16 x 12	-14	1	-16	3.68	93	1 3/8	1 3/4	1.97	50
HYD 20330-16X16	1	1 5/16 x 12	-16	1	-16	3.71	94	1 3/8	1 3/4	1.99	51
HYD 20330-18X16+	1 1/8	1 1/2 x 12	-18	1	-16	3.73	95	1 5/8	1 3/4	2.02	51
HYD 20330-20X20	1 1/4	1 5/8 x 12	-20	1 1/4	-20	4.61	117	1 3/4	2 1/4	2.15	55
HYD 20330-24X24+	1 1/2	1 7/8 x 12	-24	1 1/2	-24	4.90	124	2	2 1/2	2.69	68
HYD 20330-32X32+	2	2 1/2 x 12	-32	2	-32	6.05	154	2 3/4	3	3.55	90


30 SERIES REUSABLE FITTINGS

Use with 301, 301LT, and 381 hoses.

20630 FEMALE JIC 37° SWIVEL


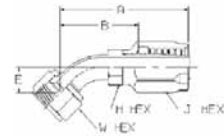
PART NO.	STRAIGHT THREAD			HOSE SIZE		A		H	J	W	B	
	INCH			INCH		INCH	mm	INCH	INCH	INCH	INCH	mm
HYD 20630-4X4*	1/4	7/16 x 20	-4	1/4	-4	2.45	62	9/16	3/4	9/16	1.48	38
HYD 20630-5X4	5/16	1/2 x 20	-5	1/4	-4	2.51	64	5/8	3/4	5/8	1.54	39
HYD 20630-6X4*	3/8	9/16 x 18	-6	1/4	-4	2.54	65	11/16	3/4	11/16	1.57	40
HYD 20630-8X4+	1/2	3/4 x 16	-8	1/4	-4	2.65	67	11/16	3/4	7/8	1.68	43
HYD 20630-4X6*+	1/4	7/16 x 20	-4	3/8	-6	2.65	67	1	15/16	9/16	1.51	38
HYD 20630-5X6+	5/16	1/2 x 20	-5	3/8	-6	2.72	69	11/16	15/16	5/8	1.58	40
HYD 20630-6X6*	3/8	9/16 x 18	-6	3/8	-6	2.74	70	11/16	15/16	11/16	1.60	41
HYD 20630-8X6*	1/2	3/4 x 16	-8	3/8	-6	2.85	72	7/8	15/16	7/8	1.71	43
HYD 20630-8X8*	1/2	3/4 x 16	-8	1/2	-8	3.19	81	7/8	1 1/16	7/8	1.85	47
HYD 20630-10X8*	5/8	7/8 x 14	-10	1/2	-8	3.30	84	1	1 1/16	1	1.96	50
HYD 20630-12X8	3/4	1 1/16 x 12	-12	1/2	-8	3.47	88	1 1/4	1 1/16	1 1/4	2.13	54
HYD 20630-8X10+	1/2	3/4 x 16	-8	5/8	-10	3.36	85	15/16	1 1/4	7/8	1.90	48
HYD 20630-10X10	5/8	7/8 x 14	-10	5/8	-10	3.54	90	1	1 1/4	1	2.08	53
HYD 20630-12X10	3/4	1 1/16 x 12	-12	5/8	-10	3.64	92	1 1/4	1 1/4	1 1/4	2.19	56
HYD 20630-10X12	5/8	7/8 x 14	-10	3/4	-12	3.40	86	1 1/8	1 3/8	1	1.97	50
HYD 20630-12X12*	3/4	1 1/16 x 12	-12	3/4	-12	3.50	89	1 1/4	1 3/8	1 1/4	2.07	53
HYD 20630-14X12	7/8	1 3/16 x 12	-14	3/4	-12	3.50	89	1 3/8	1 3/8	1 3/8	2.07	53
HYD 20630-16X12	1	1 5/16 x 12	-16	3/4	-12	3.58	91	1 1/2	1 3/4	1 1/2	2.15	55
HYD 20630-14X16+	7/8	1 3/16 x 12	-14	1	-16	3.84	98	1 3/8	1 3/4	1 3/8	2.13	54
HYD 20630-16X16*	1	1 5/16 x 12	-16	1	-16	3.94	100	1 1/2	1 3/4	1 1/2	2.22	56
HYD 20630-20X16	1 1/4	1 5/8 x 12	-20	1	-16	4.15	105	2	1 3/4	2	2.44	62
HYD 20630-20X20*	1 1/4	1 5/8 x 12	-20	1 1/4	-20	4.96	126	2	2 1/4	2	2.50	64
HYD 20630-24X20+	1 1/2	1 7/8 x 12	-24	1 1/4	-20	5.15	131	2 1/4	2 1/4	2 1/4	2.68	68
HYD 20630-24X24	1 1/2	1 7/8 x 12	-24	1 1/2	-24	5.26	134	2 1/4	2 1/2	2 1/4	3.05	77
HYD 20630-32X32	2	2 1/2 x 12	-32	2	-32	6.42	163	2 7/8	3	2 7/8	3.91	99

* Also available in 316 Stainless Steel. Add "C" to part number. Examp1t: 20630-6-6C.

Parker 30 SERIES REUSABLE FITTINGS

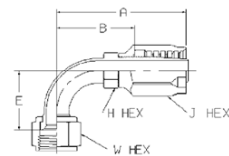
Use with 301, 301LT, and 381 hoses.

23730 FEMALE JIC 37° SWIVEL 45° ELBOW



PART NO.	STRAIGHT THREAD			HOSE SIZE		A		E		H	J	W	B	
	INCH			INCH		INCH	mm	INCH	mm	INCH	INCH	INCH	INCH	mm
HYD 23730-4X4	1/4	7/16 x 20	-4	1/4	-4	2.69	68	0.33	8	7/16	3/4	9/16	1.72	44
HYD 23730-6X6	3/8	9/16 x 18	-6	3/8	-6	3.00	76	0.39	10	9/16	15/16	11/16	1.86	47
HYD 23730-8X6+	1/2	3/4 x 16	-8	3/8	-6	3.27	83	0.55	14	11/16	15/16	7/8	2.13	54
HYD 23730-8X8	1/2	3/4 x 16	-8	1/2	-8	3.55	90	0.55	14	11/16	1 1/16	7/8	2.21	56
HYD 23730-10X8	5/8	7/8 x 14	-10	1/2	-8	3.60	91	0.64	16	13/16	1 1/16	1	2.26	57
HYD 23730-10X10	5/8	7/8 x 14	-10	5/8	-10	3.77	96	0.64	16	7/8	1 1/4	1	2.31	59
HYD 23730-12X10+	3/4	1 1/16 x 12	-12	5/8	-10	4.10	104	0.78	20	15/16	1 1/4	1 1/4	2.64	67
HYD 23730-10X12	5/8	7/8 x 14	-10	3/4	-12	3.63	92	0.64	16	15/16	1 3/8	1	2.20	56
HYD 23730-12X12	3/4	1 1/16 x 12	-12	3/4	-12	3.96	101	0.78	20	15/16	1 3/8	1 1/4	2.53	64
HYD 23730-16X12+	1	1 5/16 x 12	-16	3/4	-16	4.08	104	0.92	23	1 1/4	1 3/8	1 1/2	2.55	65
HYD 23730-16X16	1	1 5/16 x 12	-16	1	-16	4.50	114	0.92	23	1 1/4	1 3/4	1 1/2	2.79	71
HYD 23730-20X20+	1 1/4	1 5/8 x 12	-20	1 1/4	-20	5.43	138	1.02	26	1 5/8	2 1/4	2	2.97	75

23930 FEMALE JIC 37° SWIVEL, 90° ELBOW (SHORT)

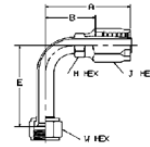


PART NO.	STRAIGHT THREAD			HOSE SIZE		A		E		H	J	W	B	
	INCH			INCH		INCH	mm	INCH	mm	INCH	INCH	INCH	INCH	mm
HYD 23930-4X4	1/4	7/16 x 20	-4	1/4	-4	2.58	66	0.68	17	7/16	3/4	9/16	1.61	41
HYD 23930-6X6	3/8	9/16 x 18	-6	3/8	-6	2.91	74	0.85	22	9/16	15/16	11/16	1.77	45
HYD 23930-8X6	1/2	3/4 x 16	-8	3/8	-6	3.03	77	1.09	28	11/16	15/16	7/8	1.68	43
HYD 23930-8X8	1/2	3/4 x 16	-8	1/2	-8	3.31	84	1.09	28	11/16	1 1/16	7/8	1.97	50
HYD 23930-10X8	5/8	7/8 x 14	-10	1/2	-8	3.46	88	1.23	31	13/16	1 1/16	1	2.12	54
HYD 23930-10X10	5/8	7/8 x 14	-10	5/8	-10	3.63	92	1.23	31	7/8	1 1/4	1	2.17	55
HYD 23930-12X10+	3/4	1 1/16 x 12	-12	5/8	-10	4.02	102	1.81	46	15/16	1 1/4	1 1/4	2.56	65
HYD 23930-10X12+	5/8	7/8 x 14	-10	3/4	-12	3.49	89	1.23	31	15/16	1 3/8	1	2.06	52
HYD 23930-12X12	3/4	1 1/16 x 12	-12	3/4	-12	3.88	99	1.81	46	15/16	1 3/8	1 1/4	2.45	62
HYD 23930-16X12+	1	1 5/16 x 12	-16	3/4	-12	3.88	99	2.00	51	1 1/4	1 3/8	1 1/2	2.45	62
HYD 23930-16X16	1	1 5/16 x 12	-16	1	-16	4.47	114	2.14	54	1 1/4	1 3/4	1 1/2	2.76	70
HYD 23930-20X20	1 1/4	1 5/8 x 12	-20	1 1/4	-20	5.44	138	2.59	66	1 5/8	2 1/4	2	2.98	76
HYD 23930-24X24+	1 1/2	1 7/8 x 12	-24	1 1/2	-24	7.01	178	3.38	86	1 7/8	2 1/2	2 1/4	4.81	122

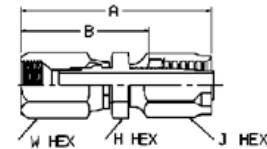
+ Non-Standard


30 SERIES REUSABLE FITTINGS

Use with 301, 301LT, and 381 hoses.

24130 FEMALE JIC 37° SWIVEL, 90° ELBOW (LONG)


PART NO.	STRAIGHT THREAD			HOSE SIZE		A		E		H	J	W	B	
	INCH			INCH		INCH	mm	INCH	mm	INCH	INCH	INCH	INCH	mm
HYD 24130-4X4	1/4	7/16 x 20	-4	1/4	-4	2.68	68	1.80	46	7/16	3/4	9/16	1.71	43
HYD 24130-5X4+	5/16	1/2 x 20	-5	1/4	-4	2.56	65	1.80	46	7/16	3/4	5/8	1.59	40
HYD 24130-6X4+	3/8	9/16 x 18	-6	1/4	-4	2.68	68	2.18	55	9/16	3/4	11/16	1.71	43
HYD 24130-6X6	3/8	9/16 x 18	-6	3/8	-6	2.90	74	2.18	55	9/16	15/16	11/16	1.76	45
HYD 24130-8X6+	1/2	3/4 x 16	-8	3/8	-6	3.11	79	2.43	62	11/16	15/16	7/8	1.97	50
HYD 24130-8X8	1/2	3/4 x 16	-8	1/2	-8	3.39	86	2.43	62	11/16	1 1/16	7/8	2.05	52
HYD 24130-10X8	5/8	7/8 x 14	-10	1/2	-8	3.53	90	2.57	65	13/16	1 1/16	1	2.19	56
HYD 24130-10X10	5/8	7/8 x 14	-10	5/8	-10	3.70	94	2.57	65	7/8	1 1/4	1	2.24	57
HYD 24130-12X12	3/4	1 1/16 x 12	-12	3/4	-12	3.76	96	3.73	95	15/16	1 3/8	1 1/4	2.33	59
HYD 24130-16X16	1	1 5/16 x 12	-16	1	-16	4.32	110	4.33	110	1 1/4	1 3/4	1 1/2	2.61	66

24830 FEMALE JIC 37° SWIVEL, UNDER PRESSURE - STRAIGHT


PART NO.	STRAIGHT THREAD			HOSE SIZE		A		H	J	W	B	
	INCH			INCH		INCH	mm	INCH	INCH	INCH	INCH	mm
HYD 24830-6X4	3/8	9/16 x 18	-6	1/4	-4	3.72	94	9/16	3/4	3/4	2.75	70
HYD 24830-8X6	1/2	3/4 x 16	-8	3/8	-6	3.96	101	7/8	15/16	7/8	2.82	72
HYD 24830-10X8	5/8	7/8 x 14	-10	1/2	-8	4.51	115	1	1 1/16	1	3.17	81
HYD 24830-14X12	7/8	1 3/16 x 12	-14	3/4	-12	4.77	121	1 3/8	1 3/8	1 3/8	3.34	85
HYD 24830-16X16	1	1 5/16 x 12	-16	1	-16	5.19	132	1 1/2	1 3/4	1 1/2	3.42	87

Note: The 24830 fitting allows minor movement under pressure to relieve stress on hose but is not recommended for continuous or extensive swiveling.

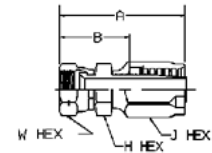
For continuous swivel under pressure service, use S-Series Swivel.

Note: O-Ring is not compatible with Phosphate Ester fluid.

Parker 30 SERIES REUSABLE FITTINGS

Use with 301, 301LT, and 381 hoses.

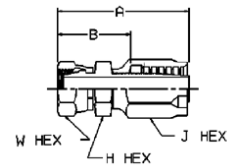
20830 FEMALE SAE 45° SWIVEL



PART NO.	STRAIGHT THREAD			HOSE SIZE		A		H	J	W	B	
	INCH			INCH		INCH	mm	INCH	INCH	INCH	INCH	mm
HYD 20830-6X6	3/8	5/8 x 18	-6	3/8	-6	2.80	71	3/4	15/16	3/4	1.66	42

Note: Notch in nut for SAE 45° flare. See 20630 for additional sizes.

21230 FEMALE FLARELESS - SWIVEL, STRAIGHT (24° CONE)

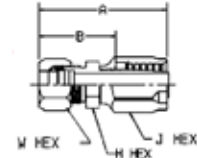


PART NO.	STRAIGHT THREAD			HOSE SIZE		A		H	J	W	B	
	INCH			INCH		INCH	mm	INCH	INCH	INCH	INCH	mm
HYD 21230-4X4	1/4	7/16 x 20	-4	1/4	-4	2.45	62	9/16	3/4	9/16	1.48	38
HYD 21230-6X4+	3/8	9/16 x 18	-6	1/4	-4	2.54	65	11/16	3/4	11/16	1.57	40
HYD 21230-6X6	3/8	9/16 x 18	-6	3/8	-6	2.74	70	11/16	15/16	11/16	1.60	41
HYD 21230-8X6	1/2	3/4 x 16	-8	3/8	-6	2.91	74	7/8	15/16	7/8	1.77	45
HYD 21230-8X8	1/2	3/4 x 16	-8	1/2	-8	3.19	81	7/8	1 1/16	7/8	1.85	47
HYD 21230-10X8	5/8	7/8 x 14	-10	1/2	-8	3.37	86	1	1 1/16	1	2.03	52
HYD 21230-10X10+	5/8	7/8 x 14	-10	5/8	-10	3.54	90	1	1 1/4	1	2.08	53
HYD 21230-10X12+	5/8	7/8 x 14	-10	3/4	-12	3.40	86	1 1/4	1 3/8	1	1.97	50
HYD 21230-12X12	3/4	1 1/16 x 12	-12	3/4	-12	3.44	87	1 1/4	1 3/8	1 1/4	2.01	51
HYD 21230-14X12+	7/8	1 3/16 x 12	-14	3/4	-12	3.49	89	1 1/4	1 3/8	1 3/8	2.06	52
HYD 21230-16X16	1	1 5/16 x 12	-16	1	-16	3.93	100	1 1/2	1 3/4	1 1/2	2.22	56
HYD 21230-20X20+	1 1/4	1 5/8 x 12	-20	1 1/4	-20	4.91	125	2	2 1/4	2	2.44	62
HYD 21230-24X24+	1 1/2	1 7/8 x 12	-24	1 1/2	-24	5.26	134	2 1/4	2 1/2	2 1/4	3.05	77

30 SERIES REUSABLE FITTINGS

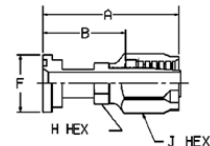
Use with 301, 301LT, and 381 hoses.

21130 "FERRUL - FIX"



PART NO.	STRAIGHT THREAD			HOSE SIZE		A		L		H	J	W	B	
	INCH	INCH	INCH	INCH	INCH	INCH	mm	INCH	mm	INCH	INCH	INCH	INCH	mm
HYD 21130-4X4	1/4	7/16 x 20	-4	1/4	-4	2.50	64	0.64	16	9/16	3/4	9/16	1.68	43
HYD 21130-6X4+	3/8	9/16 x 18	-6	1/4	-4	2.75	70	0.74	19	5/8	3/4	11/16	1.78	45
HYD 21130-4X6	1/4	7/16 x 20	-4	3/8	-6	2.85	72	0.64	16	3/4	15/16	9/16	1.71	43
HYD 21130-5X6+	5/16	1/2 x 20	-5	3/8	-6	2.87	73	0.67	17	3/4	15/16	5/8	1.73	44
HYD 21130-6X6	3/8	9/16 x 18	-6	3/8	-6	2.97	75	0.74	19	3/4	15/16	11/16	1.83	46
HYD 21130-8X6	1/2	3/4 x 16	-8	3/8	-6	3.12	79	0.85	22	7/8	15/16	7/8	1.98	50
HYD 21130-10X6+	5/8	7/8 x 14	-10	3/8	-6	3.23	82	0.90	23	15/16	15/16	1	2.09	53
HYD 21130-8X8	1/2	3/4 x 16	-8	1/2	-8	3.44	87	0.85	22	7/8	1 1/16	7/8	2.10	53
HYD 21130-10X8	5/8	7/8 x 14	-10	1/2	-8	3.51	89	0.90	23	15/16	1 1/16	1	2.17	55
HYD 21130-12X12	3/4	1 1/16 x 12	-12	3/4	-12	3.75	95	0.98	25	1 1/8	1 3/8	1 1/4	2.32	59
HYD 21130-14X12+	7/8	1 3/16 x 12	-14	3/4	-12	3.84	98	1.07	27	1 1/4	1 3/8	1 3/8	2.41	61
HYD 21130-16X16	1	1 5/16 x 12	-16	1	-16	4.15	105	1.09	28	1 3/8	1 3/4	1 1/2	2.44	62
HYD 21130-20X16+	1 1/4	1 5/8 x 12	-20	1	-16	4.28	109	1.14	29	1 7/8	1 3/4	2	2.57	65

21530 SAE CODE 61 FLANGE STRAIGHT



PART NO.	FLANGE		HOSE SIZE		A		F	H	J	B	
	INCH	INCH	INCH	INCH	INCH	mm	INCH	INCH	INCH	INCH	mm
HYD 21530-8X8	1/2	-8	1/2	-8	4.02	102	1 3/16	11/16	1 1/16	2.68	68
HYD 21530-12X8	3/4	-12	1/2	-8	4.08	104	1 1/2	11/16	1 1/16	2.74	70
HYD 21530-12X12	3/4	-12	3/4	-12	3.95	100	1 1/2	15/16	1 3/8	2.52	64
HYD 21530-16X12	1	-16	3/4	-12	3.95	100	1 3/4	15/16	1 3/8	2.52	64
HYD 21530-20X12	1 1/4	-20	3/4	-12	3.95	100	2	15/16	1 3/8	2.52	64
HYD 21530-16X16	1	-16	1	-16	4.29	109	1 3/4	1 1/4	1 3/4	2.58	66
HYD 21530-20X16	1 1/4	-20	1	-16	4.29	109	2	1 1/4	1 3/4	2.58	66
HYD 21530-20X20	1 1/4	-20	1 1/4	-20	5.70	145	2	1 1/4	2 1/4	3.24	82
HYD 21530-24X20	1 1/2	-24	1 1/4	-20	5.77	147	2 3/8	1 5/8	2 1/4	3.31	84
HYD 21530-20X24+	1 1/4	-20	1 1/2	-24	5.81	148	2	1 7/8	2 1/2	3.61	92
HYD 21530-24X24	1 1/2	-24	1 1/4	-24	5.88	149	2 3/8	1 7/8	2 1/2	3.68	93
HYD 21530-16X32+	1	-16	2	-32	7.92	201	1 3/4	2 1/2	3	5.43	138
HYD 21530-32X32	2	-32	2	-32	6.84	174	2 13/16	2 1/2	3	4.34	110

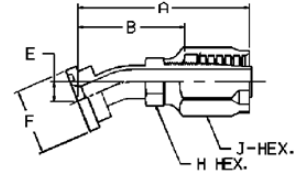
Note: Flange kits listed and O-rings are listed on page 142-143.

+ Non-Standard

Parker 30 SERIES REUSABLE FITTINGS

Use with 301, 301LT, and 381 hoses.

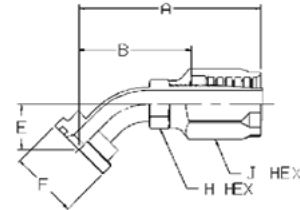
21630 SAE CODE 61 FLANGE, 22 1/2° ELBOW



PART NO.	FLANGE		HOSE SIZE		A		E		F	H	J	B	
	INCH		INCH		INCH	mm	INCH	mm	INCH	INCH	INCH	INCH	mm
HYD 21630-12X12+	3/4	-12	3/4	-12	4.53	115	0.50	13	1 1/2	15/16	1 3/8	3.10	79
HYD 21630-16X16+	1	-16	1	-16	4.74	120	0.50	13	1 3/4	1 1/4	1 3/4	3.03	77
HYD 21630-20X20+	1 1/4	-20	1 1/4	-20	5.68	144	0.50	13	2	1 5/8	2 1/4	3.22	82

Note: Flange kits listed and O-rings are listed on page 142-143.

21730 SAE CODE 61 FLANGE 45° ELBOW

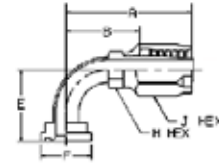


PART NO.	FLANGE		HOSE SIZE		A		E		F	H	J	B	
	INCH		INCH		INCH	mm	INCH	mm	INCH	INCH	INCH	INCH	mm
HYD 21730-8X8+	1/2	-8	1/2	-8	3.96	101	0.78	20	13/16	11/16	1 1/16	2.61	66
HYD 21730-12X8	3/4	-12	1/2	-8	4.00	102	0.85	22	1 1/2	11/16	1 1/16	2.66	68
HYD 21730-12X12	3/4	-12	3/4	-12	4.03	102	1.00	25	1 1/2	15/16	1 3/8	2.60	66
HYD 21730-16X12	1	-16	3/4	-12	4.03	102	1.00	25	1 3/4	15/16	1 3/8	2.60	66
HYD 21730-20X12+	1/2	-20	3/4	-12	4.01	102	1.00	25	2	15/16	1 3/8	2.58	66
HYD 21730-16X16	1	-16	1	-16	4.52	115	1.06	27	1 3/4	1 1/4	1 3/4	2.81	71
HYD 21730-20X16	1 1/4	-20	1	-16	4.52	115	1.06	27	2	1 1/4	1 3/4	2.81	71
HYD 21730-16X20+	1	-16	1 1/4	-20	5.54	141	1.12	28	1 3/4	1 5/8	2 1/4	3.08	78
HYD 21730-20X20	1 1/4	-20	1 1/4	-20	5.54	141	1.12	28	2	1 5/8	2 1/4	3.08	78
HYD 21730-24X20	1 1/2	-24	1 1/4	-20	5.52	140	1.17	30	2 3/8	1 5/8	2 1/4	3.12	79
HYD 21730-24X24	1 1/2	-24	1 1/2	-24	6.88	175	1.44	37	2 3/8	1 7/8	2 1/2	4.68	119
HYD 21730-32X32	2	-32	2	-32	9.12	232	2.00	51	2 13/16	2 1/2	3	6.62	168

Note: Flange kits listed and O-rings are listed on page 142-143.

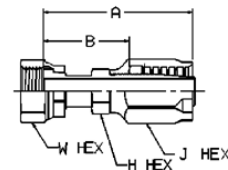

30 SERIES REUSABLE FITTINGS

Use with 301, 301LT, and 381 hoses.

21930 SAE CODE 61 FLANGE 90° ELBOW


PART NO.	FLANGE		HOSE SIZE		A		E		F	H	J	B	
	INCH	INCH	INCH	INCH	INCH	mm	INCH	mm	INCH	INCH	INCH	INCH	mm
HYD 21930-8X8	1/2	-8	1/2	-8	3.36	85	1.63	41	1 3/16	11/16	1 1/16	2.02	51
HYD 21930-12X8	3/4	-12	1/2	-8	3.36	85	1.69	43	1 1/2	11/16	1 1/16	2.02	51
HYD 21930-12X12	3/4	-12	3/4	-12	3.73	95	2.13	54	1 1/2	15/16	1 3/8	2.30	58
HYD 21930-16X12	1	-16	3/4	-12	3.73	95	2.13	54	1 3/4	15/16	1 3/8	2.30	58
HYD 21930-20X12	1 1/4	-20	3/4	-12	3.73	95	2.13	54	2	15/16	1 3/8	2.30	58
HYD 21930-16X16	1	-16	1	-16	4.32	110	2.38	60	1 3/4	1 1/4	1 3/4	2.61	66
HYD 21930-20X16	1 1/4	-20	1	-16	4.32	110	2.38	60	2	1 1/4	1 3/4	2.61	66
HYD 21930-24X16+	1 1/2	-24	1	-16	4.32	110	2.44	62	2 3/8	1 1/4	1 3/4	2.61	66
HYD 21930-20X20	1 1/4	-20	1 1/4	-20	5.44	138	2.50	64	2	1 5/8	2 1/4	2.98	76
HYD 21930-24X20	1 1/2	-24	1 1/4	-20	5.44	138	2.56	65	2 3/8	1 5/8	2 1/4	2.98	76
HYD 21930-24X24	1 1/2	-24	1 1/2	-24	6.89	175	3.12	79	2 3/8	1 7/8	2 1/2	4.69	119
HYD 21930-32X24+	2	-32	1 1/2	-24	6.89	175	3.10	79	2 13/16	1 7/8	2 1/2	4.69	119
HYD 21930-32X32	2	-32	2	-32	8.62	219	4.50	114	2 13/16	2 1/2	3	6.12	155
HYD 21930-40X32+	2 1/4	-40	2	-32	8.62	219	4.56	116	3 5/16	2 1/2	3	6.12	155

Note: Flange kits listed and O-rings are listed on page 142-143.

2JS30 FEMALE SEAL-LOK® SWIVEL, STRAIGHT - (LONG) O-RING FACE SEAL


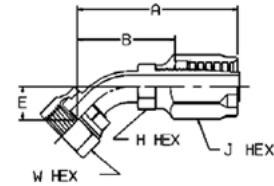
PART NO.	STRAIGHT THREAD			HOSE SIZE		A		H	J	W	B	
	INCH	INCH	INCH	INCH	INCH	INCH	mm	INCH	INCH	INCH	INCH	mm
HYD 2JS30-4X4	1/4	9/16 x 18	-4	1/4	-4	2.61	66	9/16	3/4	11/16	1.64	42
HYD 2JS30-6X6	3/8	11/16 x 16	-6	3/8	-6	2.89	73	9/16	15/16	13/16	1.75	44
HYD 2JS30-8X6+	1/2	13/16 x 16	-8	3/8	-6	3.04	77	11/16	13/16	15/16	1.90	48
HYD 2JS30-8X8	1/2	13/16 x 16	-8	1/2	-8	3.32	84	11/16	1 1/16	15/16	1.98	50
HYD 2JS30-10X10	5/8	1 x 14	-10	5/8	-10	3.59	91	7/8	1 1/4	1 1/8	2.13	54
HYD 2JS30-12X12	3/4	1 3/16 x 12	-12	3/4	-12	3.66	93	15/16	1 3/8	1 3/8	2.23	57
HYD 2JS30-16X16	1	1 7/16 x 12	-16	1	-16	4.02	102	1 1/4	1 3/4	1 5/8	2.31	59
HYD 2JS30-20X20	1 1/4	1 11/16 x 12	-20	1 1/4	-20	4.86	123	1 5/8	2 1/4	1 7/8	2.40	61

Note: Seal-Lok® O-rings are listed on page 143.

Parker 30 SERIES REUSABLE FITTINGS

Use with 301, 301LT, and 381 hoses.

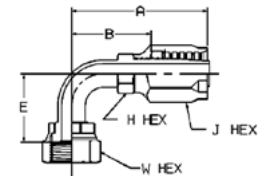
2J730 FEMALE SEAL-LOK® SWIVEL, 45° ELBOW O-RING FACE SEAL



PART NO.	STRAIGHT THREAD			HOSE SIZE		A		E		H	J	W	B	
	INCH	INCH	INCH	INCH	INCH	INCH	mm	INCH	mm	INCH	INCH	INCH	INCH	mm
HYD 2J730-4X4	1/4	9/16 x 18	-4	1/4	-4	2.92	74	0.41	10	7/16	3/4	11/16	1.95	50
HYD 2J730-6X6	3/8	11/16 x 16	-6	3/8	-6	3.05	77	0.43	11	9/16	15/16	13/16	1.91	49
HYD 2J730-8X8	1/2	13/16 x 16	-8	1/2	-8	3.58	91	0.59	15	11/16	1 1/16	15/16	2.24	57
HYD 2J730-10X10	5/8	1 x 14	-10	5/8	-10	3.90	99	0.65	17	7/8	1 1/4	1 1/8	2.44	62
HYD 2J730-12X12	3/4	1 3/16 x 12	-12	3/4	-12	3.83	97	0.81	21	15/16	1 3/8	1 3/8	2.40	61
HYD 2J730-16X16	1	1 7/16 x 12	-16	1	-16	4.79	122	0.94	24	1 1/4	1 3/4	1 5/8	3.08	78
HYD 2J730-20X20	1 1/4	1 11/16 x 12	-20	1 1/4	-20	5.78	147	1.00	25	1 5/8	2 1/4	1 7/8	3.32	84

Note: Seal-Lok® O-Rings are listed on page 143.

2J930 FEMALE SEAL-LOK® SWIVEL, 90° ELBOW (SHORT) O-RING FACE SEAL



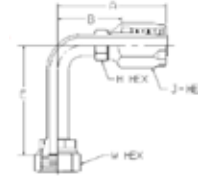
PART NO.	STRAIGHT THREAD			HOSE SIZE		A		E		H	J	W	B	
	INCH	INCH	INCH	INCH	INCH	INCH	mm	INCH	mm	INCH	INCH	INCH	INCH	mm
HYD 2J930-4X4	1/4	9/16 x 18	-4	1/4	-4	2.77	70	0.78	20	7/16	3/4	11/16	1.80	46
HYD 2J930-6X6	3/8	11/16 x 16	-6	3/8	-6	2.91	74	0.90	23	9/16	15/16	13/16	1.77	45
HYD 2J930-8X6+	1/2	13/16 x 16	-8	3/8	-6	2.96	75	1.15	29	11/16	15/16	15/16	1.82	46
HYD 2J930-8X8	1/2	13/16 x 16	-8	1/2	-8	3.24	82	1.15	29	11/16	1 1/16	15/16	1.97	50
HYD 2J930-10X10	5/8	1 x 14	-10	5/8	-10	3.59	91	1.27	32	7/8	1 1/4	1 1/8	2.13	54
HYD 2J930-12X12	3/4	1 3/16 x 12	-12	3/4	-12	4.01	102	1.85	47	15/16	1 3/8	1 3/8	2.30	58
HYD 2J930-16X16	1	1 7/16 x 12	-16	1	-16	4.73	120	2.21	56	1 1/4	1 3/4	1 5/8	3.02	77
HYD 2J930-20X20	1 1/4	1 11/16 x 12	-20	1 1/4	-20	5.90	150	2.51	64	1 5/8	2 1/4	1 7/8	3.44	87

Note: Seal-Lok® O-Rings are listed on page 143.

30 SERIES REUSABLE FITTINGS

Use with 301, 301LT, and 381 hoses.

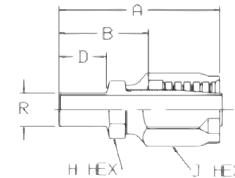
2J130 FEMALE SEAL-LOK® SWIVEL, 90° ELBOW (LONG) O-RING FACE SEAL



PART NO.	STRAIGHT THREAD			HOSE SIZE		A		E		H	J	W	B	
	INCH			INCH		INCH	mm	INCH	mm	INCH	INCH	INCH	INCH	mm
HYD 2J130-4X4	1/4	9/16 x 18	-4	1/4	-4	2.78	71	1.80	46	7/16	3/4	11/16	1.81	46
HYD 2J130-6X6	3/8	11/16 x 16	-6	3/8	-6	3.03	77	2.13	54	9/16	15/16	13/16	1.89	48
HYD 2J130-8X8	1/2	13/16 x 16	-8	1/2	-8	3.38	86	2.51	64	11/16	1 1/16	15/16	2.04	52
HYD 2J130-10X10	5/8	1 x 14	-10	5/8	-10	3.70	94	2.76	70	7/8	1 1/4	1 1/8	2.24	57
HYD 2J130-12X12	3/4	1 3/16 x 12	-12	3/4	-12	3.77	96	3.78	96	15/16	1 3/8	1 3/8	2.32	59
HYD 2J130-16X16	1	1 7/16 x 12	-16	1	-16	4.33	110	4.50	114	1 1/4	1 3/4	1 5/8	2.61	66
HYD 2J130-20X20	1 1/4	1 11/16 x 12	-20	1 1/4	-20	5.78	147	1.00	25	1 5/8	2 1/4	1 7/8	3.32	84

Note: Seal-Lok® O-Rings are listed on page 143.

21D30 METRIC STANDPIPE - RIGID, STRAIGHT "LIGHT" SERIES



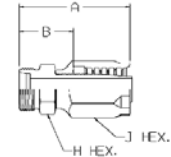
PART NO.	R		HOSE SIZE		A		D		H	J	B	
	INCH		INCH		INCH	mm	INCH	mm	mm	INCH	INCH	mm
HYD 21D30-6X4	6	-6	1/4	-4	2.56	65	1	22	14	3/4	1.54	39
HYD 21D30-8X4	8	-8	1/4	-4	2.60	66	1	22	14	3/4	1.57	40
HYD 21D30-10X6+	10	-10	3/8	-6	2.87	73	1	23	17	15/16	1.69	43
HYD 21D30-12X6	12	-12	3/8	-6	2.87	73	1	23	17	15/16	1.65	42
HYD 21D30-15X8	15	-15	1/2	-8	2.27	58	1	25	19	1 1/16	1.85	47
HYD 21D30-18X10	18	-18	5/8	-10	3.50	89	1.02	26	24	1 1/4	2.01	51
HYD 21D30-18X12	18	-18	3/4	-12	3.39	86	1.02	26	27	1 3/8	1.85	47
HYD 21D30-22X12	22	-22	3/4	-12	3.46	88	1.10	28	27	1 3/8	1.93	49
HYD 21D30-28X16	28	-28	1	-16	4.06	103	1.18	30	32	1 3/4	2.24	57
HYD 21D30-35X20	35	-35	1 1/4	-20	5.16	131	1.42	36	41	2 1/4	2.87	73
HYD 21D30-42X24	42	-42	1 1/2	-24	5.28	134	1.42	36	50	2 1/2	2.87	73

Note: Mates with EO "L" Series fittings.

Parker 30 SERIES REUSABLE FITTINGS

Use with 301, 301LT, and 381 hoses.

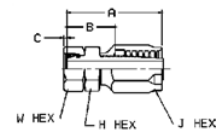
2D030 MALE METRIC STUD - DIN 20078 "LIGHT" SERIES



PART NO.	THREAD			HOSE SIZE		A		H	J	B	
		mm		INCH		INCH	mm	INCH	INCH	INCH	mm
HYD 2D030-6X4	6	M12x1,5	-6	1/4	-4	2.13	54	14	3/4	1.06	27
HYD 2D030-8X4	8	M14x1,5	-8	1/4	-4	2.13	54	14	3/4	1.06	27
HYD 2D030-10X5+	10	M16x1,5	-10	5/16	-5	2.20	56	17	13/16	1.18	30
HYD 2D030-10X6	10	M16x1,5	-10	3/8	-6	2.40	61	17	15/16	1.22	31
HYD 2D030-12X6	12	M18x1,5	-12	3/8	-6	2.40	61	19	15/16	1.18	30
HYD 2D030-15X8	15	M22x1,5	-15	1/2	-8	2.64	67	22	1 1/16	1.30	33
HYD 2D030-18X10	18	M26x1,5	-18	5/8	-10	2.95	75	27	1 1/4	1.42	36
HYD 2D030-18X12	18	M26x1,5	-18	3/4	-12	2.80	71	27	1 3/8	1.30	33
HYD 2D030-22X12+	22	M30x2	-22	3/4	-12	2.95	75	30	1 3/8	1.42	36
HYD 2D030-28X16+	28	M36x2	-28	1	-16	3.23	82	36	1 3/4	1.42	36
HYD 2D030-35X20	35	M45x2	-35	1 1/4	-20	4.29	109	46	2 1/4	2.01	51
HYD 2D030-42X24+	42	M52x2	-42	1 1/2	-24	4.69	119	55	2 1/2	1.89	48

Note: Mates with EO "L" Series fittings.

2C330 FEMALE METRIC SWIVEL - DIN 20078, STRAIGHT (BALL NOSE) "LIGHT" SERIES



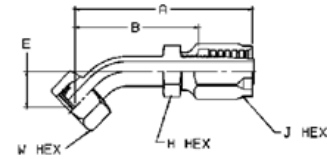
PART NO.	THREAD			HOSE SIZE		A		C	H	J	W	B	
		mm		INCH		INCH	mm	INCH	mm	INCH	mm	INCH	mm
HYD 2C330-6X4	6	M12x1,5	-6	1/4	-4	2.28	58	0.10	3	14	14	1.22	31
HYD 2C330-8X4	8	M14x1,5	-8	1/4	-4	2.28	58	0.08	2	14	17	1.26	32
HYD 2C330-10X5+	10	M16x1,5	-10	5/16	-5	2.91	74	0.00	0	17	19	1.73	44
HYD 2C330-10X6	10	M16x1,5	-10	3/8	-6	2.56	65	0.00	0	17	19	1.38	35
HYD 2C330-12X6	12	M18x1,5	-12	3/8	-6	2.56	65	0.07	2	19	22	1.34	34
HYD 2C330-15X8	15	M22x1,5	-15	1/2	-8	2.99	76	0.07	2	22	27	1.61	41
HYD 2C330-18X10	18	M26x1,5	-18	5/8	-10	3.19	81	0.00	0	27	32	1.65	42
HYD 2C330-18X12	18	M26x1,5	-18	3/4	-12	3.03	77	0.00	0	27	32	1.50	38
HYD 2C330-22X12	22	M30x2	-22	3/4	-12	3.19	81	0.00	0	30	36	1.65	42
HYD 2C330-28X16	28	M36x2	-28	1	-16	3.82	97	0.00	0	36	46	2.01	51
HYD 2C330-35X20	35	M45x2	-35	1 1/4	-20	4.57	116	0.00	0	50	55	2.28	58
HYD 2C330-42X24	42	M52x2	-42	1 1/2	-24	4.92	125	0.00	0	50	60	2.52	64

Note: Mates with EO "L" Series fittings.

+ Non-Standard

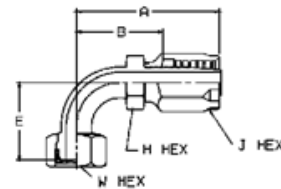

30 SERIES REUSABLE FITTINGS

Use with 301, 301LT, and 381 hoses.

2C430 FEMALE METRIC SWIVEL - DIN 20078, 45° ELBOW (BALL NOSE) "LIGHT" SERIES


PART NO.	THREAD		HOSE SIZE		A		E		H	J	W	B		
		mm		INCH	INCH	mm	INCH	mm	mm	INCH	mm	INCH	mm	
HYD 2C430-6X4	6	M12x1,5	-6	1/4	-4	2.80	71	0.67	17	14	3/4	17	1.77	45
HYD 2C430-8X4	8	M14x1,5	-8	1/4	-4	3.03	77	0.67	17	14	3/4	17	1.93	49
HYD 2C430-10X6	10	M16x1,5	-10	3/8	-6	3.27	83	0.71	18	17	15/16	19	2.20	56
HYD 2C430-12X6	12	M18x1,5	-12	3/8	-6	3.50	89	0.75	19	17	15/16	22	2.28	58
HYD 2C430-15X8	15	M22x1,5	-15	1/2	-8	3.94	100	0.83	21	22	1 1/16	27	2.52	64
HYD 2C430-18X10	18	M26x1,5	-18	5/8	-10	4.41	112	0.91	23	27	1 1/4	32	2.83	72
HYD 2C430-22X12	22	M30x2	-22	3/4	-12	4.69	119	1.14	29	30	1 3/8	36	3.11	79
HYD 2C430-28X16	28	M36x2	-28	1	-16	5.00	127	1.22	31	32	1 3/4	46	3.23	82

Note: Mates with EO "L" Series fittings.

2C530 FEMALE METRIC SWIVEL - DIN 20078, 90° ELBOW (BALL NOSE) "LIGHT" SERIES


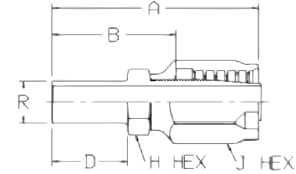
PART NO.	THREAD		HOSE SIZE		A		E		H	J	W	B		
		mm		INCH	INCH	mm	INCH	mm	mm	INCH	mm	INCH	mm	
HYD 2C530-6X4	6	M12x1,5	-6	1/4	-4	2.56	65	1.14	29	14	3/4	14	1.57	40
HYD 2C530-8X4	8	M14x1,5	-8	1/4	-4	2.64	67	1.18	30	14	3/4	17	1.57	40
HYD 2C530-10X5+	10	M16x1,5	-10	5/16	-5	2.72	69	1.38	35	14	13/16	19	1.77	45
HYD 2C530-10X6	10	M16x1,5	-10	3/8	-6	2.95	75	1.38	35	17	15/16	19	1.85	47
HYD 2C530-12X6	12	M18x1,5	-12	3/8	-6	3.15	80	1.42	36	17	15/16	22	1.93	49
HYD 2C530-15X8	15	M22x1,5	-15	1/2	-8	3.50	89	1.65	42	22	1 1/16	27	2.09	53
HYD 2C530-18X10	18	M26x1,5	-18	5/8	-10	4.21	107	1.97	50	27	1 1/4	32	2.64	67
HYD 2C530-18X12	18	M26x1,5	-18	3/4	-12	4.33	110	1.97	50	30	1 3/8	32	3.15	80
HYD 2C530-22X12	22	M30x2	-22	3/4	-12	4.45	113	2.52	64	30	1 3/8	36	2.87	73
HYD 2C530-28X16	28	M36x2	-28	1	-16	4.69	119	2.64	67	32	1 3/4	46	2.95	75

Note: Mates with EO "L" Series fittings.

Parker 30 SERIES REUSABLE FITTINGS

Use with 301, 301LT, and 381 hoses.

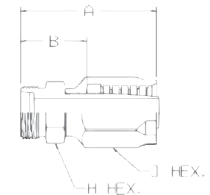
23D30 METRIC STANDPIPE - RIGID, STRAIGHT "HEAVY" SERIES



PART NO.	R		HOSE SIZE		A		D		H	J	B	
	INCH	INCH	INCH	INCH	INCH	mm	INCH	mm	INCH	INCH	INCH	mm
HYD 23D30-8X4 ^ ^ ^	8	-8	1/4	-4	2.60	66	1	22	14	3/4	1.57	40
HYD 23D30-10X4	10	-10	1/4	-4	2.80	71	1	26	14	3/4	1.77	45
HYD 23D30-12X6 ^ ^ ^	12	-12	3/8	-6	2.87	73	1	23	17	15/16	1.65	42
HYD 23D30-14X6	14	-14	3/8	-6	3.11	79	1	29	17	15/16	1.89	48
HYD 23D30-16X8	16	-16	1/2	-8	3.43	87	1	30	19	1 1/16	2.01	51
HYD 23D30-20X10	20	-20	5/8	-10	4.02	102	1	36	24	1 1/4	2.44	62
HYD 23D30-20X12	20	-20	3/4	-12	3.86	98	1	36	27	1 3/8	2.32	59
HYD 23D30-25X12	25	-25	3/4	-12	4.13	105	2	40	27	1 3/8	2.60	66
HYD 23D30-30X16	30	-30	1	-16	4.61	117	2	44	32	1 3/4	2.80	71
HYD 23D30-38X20	38	-38	1 1/4	-20	5.75	146	2	50	41	2 1/4	3.46	88

Note: Mates with EO "S" Series fittings.
^ ^ ^ Can also be used with EO "L" Series fittings.

2D230 MALE METRIC STUD - DIN 20078, "HEAVY" SERIES



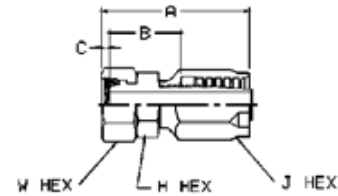
PART NO.	THREAD		HOSE SIZE		A		H	J	B		
	mm	mm	INCH	INCH	INCH	mm	mm	INCH	INCH	mm	
HYD 2D230-8X4	8	M16x1,5	-8	1/4	4	2.28	58	17	3/4	1.22	31
HYD 2D230-10X4	10	M18x1,5	-10	1/4	4	2.32	59	19	3/4	1.26	32
HYD 2D230-12X6	12	M20x1,5	-12	3/8	6	2.56	65	22	15/16	1.34	34
HYD 2D230-14X6	14	M22x1,5	-14	3/8	6	2.60	66	22	15/16	1.38	35
HYD 2D230-16X8	16	M24x1,5	-16	1/2	8	2.95	75	24	1 1/16	1.54	39
HYD 2D230-20X10	20	M30x2	-20	5/8	10	3.27	83	30	1 1/4	1.73	44
HYD 2D230-20X12	20	M30x2	-20	3/4	12	3.15	80	30	1 3/8	1.61	41
HYD 2D230-25X12	25	M36x2	-25	3/4	12	3.31	84	36	1 3/8	1.77	45
HYD 2D230-30X16	30	M42x2	-30	1	16	3.70	94	46	1 3/4	1.89	48
HYD 2D230-38X20+	38	M52x2	-38	1 1/4	20	4.65	118	55	2 1/4	2.36	60

Note: Mates with EO "S" Series fittings.

+ Non-Standard


30 SERIES REUSABLE FITTINGS

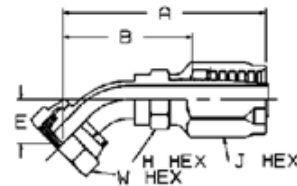
Use with 301, 301LT, and 381 hoses.

2C630 FEMALE METRIC SWIVEL - DIN 20078, STRAIGHT (BALL NOSE) "HEAVY" SERIES


PART NO.	THREAD			HOSE I.D.		A		C		H	J	W	B	
		mm		INCH	mm	INCH	mm	INCH	mm	INCH	mm	INCH	mm	
HYD 2C630-8X4	8	M16x1,5	-8	1/4	-4	2.36	60	0.15	4	17	3/4	19	1.34	34
HYD 2C630-10X4	10	M18x1,5	-10	1/4	-4	2.44	62	0.10	3	17	3/4	22	1.38	35
HYD 2C630-12X6	12	M20x1,5	-12	3/8	-6	2.68	68	0.08	2	19	15/16	24	1.46	37
HYD 2C630-14X6	14	M22x1,5	-14	3/8	-6	2.99	76	0.17	4	24	15/16	27	1.50	38
HYD 2C630-16X8	16	M24x1,5	-16	1/2	-8	2.99	76	0.19	5	24	1 1/16	30	1.57	40
HYD 2C630-20X10	20	M30x2	-20	5/8	-10	3.35	85	0.21	5	30	1 1/4	36	1.81	46
HYD 2C630-20X12	20	M30x2	-20	3/4	-12	3.27	83	0.21	5	30	1 3/8	40	1.77	45
HYD 2C630-25X12	25	M36x2	-25	3/4	-12	3.19	81	0.28	7	36	1 3/8	46	1.61	41
HYD 2C630-30X16	30	M42x2	-30	1	-16	3.58	91	0.37	9	41	1 3/4	50	1.85	47
HYD 2C630-38X20	38	M52x2	-38	1 1/4	-20	4.29	109	0.41	10	50	2 1/4	60	2.20	56

Note: Mates with EO "S" Series fittings.

Note: When measuring overall length to the end of the nut, B & C must be used to calculate cut-off allowance.

2C730 FEMALE METRIC SWIVEL - DIN 20078, 45° ELBOW (BALL NOSE) "HEAVY" SERIES


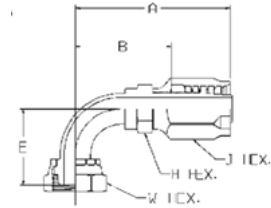
PART NO.	THREAD			HOSE SIZE		A		E	H	J	W	B		
		mm		INCH	mm	INCH	mm	INCH	mm	INCH	mm	INCH	mm	
HYD 2C730-10X4	10	M18x1,5	-10	1/4	-4	3.07	78	0.71	18	14	3/4	22	1.97	50
HYD 2C730-12X5+	12	M20x1,5	-12	5/16	-5	3.07	78	0.75	19	14	13/16	24	2.09	53
HYD 2C730-12X6	12	M20x1,5	-12	3/8	-6	3.35	85	0.79	20	14	15/16	27	2.24	57
HYD 2C730-14X6	14	M22x1,5	-14	3/8	-6	3.58	91	0.83	21	17	15/16	27	2.36	60
HYD 2C730-16X8	16	M24x1,5	-16	1/2	-8	3.90	99	0.83	21	22	1 1/16	30	2.48	63
HYD 2C730-20X10	20	M30x2	-20	5/8	-10	4.45	113	0.98	25	27	1 1/4	36	2.91	74
HYD 2C730-25X12	25	M36x2	-25	3/4	-12	4.65	118	1.10	28	30	1 3/8	46	3.07	78
HYD 2C730-30X16	30	M42x2	-30	1	-16	4.88	124	1.10	28	32	1 3/4	50	3.15	80

Note: Mates with EO "S" Series fittings.

Parker 30 SERIES REUSABLE FITTINGS

Use with 301, 301LT, and 381 hoses.

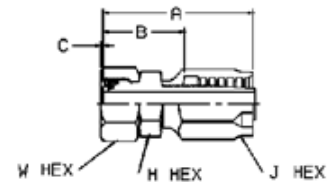
2C830 FEMALE METRIC SWIVEL - DIN 20078, 90° ELBOW (BALL NOSE) "HEAVY" SERIES



PART NO.	THREAD			HOSE SIZE		A		E		H	J	W	B	
		mm		INCH		INCH	mm	INCH	mm	mm	INCH	mm	INCH	mm
HYD 2C830-10X4	10	M18x1,5	-10	1/4	-4	2.36	60	1.34	34	14	3/4	19	1.73	44
HYD 2C830-12X6	12	M20x1,5	-12	3/8	-6	2.95	75	1.46	37	14	15/16	27	1.85	47
HYD 2C830-14X6	14	M22x1,5	-14	3/8	-6	2.15	55	1.54	39	17	15/16	27	1.93	49
HYD 2C830-16X8	16	M24x1,5	-16	1/2	-8	3.50	89	1.61	41	22	1 1/16	30	2.09	53
HYD 2C830-20X10	20	M30x2	-20	5/8	-10	4.21	107	2.09	53	27	1 1/4	36	2.64	67
HYD 2C830-20X12	20	M30x2	-20	3/4	-12	4.37	111	2.28	58	27	1 3/8	46	2.76	70
HYD 2C830-25X12	25	M36x2	-25	3/4	-12	4.45	113	2.48	63	30	1 3/8	46	2.87	73
HYD 2C830-30X16	30	M42x2	-30	1	-16	4.69	119	2.48	63	32	1 3/4	50	2.95	75

Note: Mates with EO "S" Series fittings.

2C930 FEMALE METRIC SWIVEL, STRAIGHT (24° CONE WITH O-RING) "HEAVY" SERIES



PART NO.	THREAD			HOSE SIZE		A		C		H	J	W	B	
		mm		INCH		INCH	mm	INCH	mm	mm	INCH	mm	INCH	mm
HYD 2C930-8X4	8	M16x1,5	-8	1/4	-4	2.36	60	0.01	0	17	3/4	19	1.34	34
HYD 2C930-10X4	10	M18x1,5	-10	1/4	-4	2.44	62	0.01	0	17	3/4	22	1.38	35
HYD 2C930-12X6	12	M20x1,5	-12	3/8	-6	2.68	68	0.03	1	19	15/16	24	1.46	37
HYD 2C930-16X8	16	M24x1,5	-16	1/2	-8	2.99	76	0.09	2	24	1 1/16	30	1.57	40
HYD 2C930-20X10	20	M30x2	-20	5/8	-10	3.35	85	0.05	1	30	1 1/4	36	1.81	46
HYD 2C930-20X12	20	M30x2	-20	3/4	-12	3.27	83	0.05	1	30	1 3/8	40	1.77	45
HYD 2C930-25X12	25	M36x2	-25	3/4	-12	3.19	81	0.10	3	36	1 3/8	46	1.61	41
HYD 2C930-30X16	30	M42x2	-30	1	-16	3.58	91	0.19	5	41	1 3/4	50	1.85	47

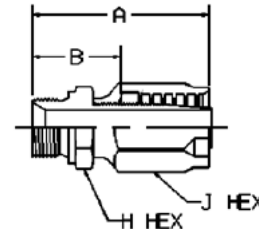
Note: Mates with EO "S" Series fittings.

Note: When measuring overall length to the end of the nut, B & C must be used to calculate cut-off allowance.

Parker 30 SERIES REUSABLE FITTINGS

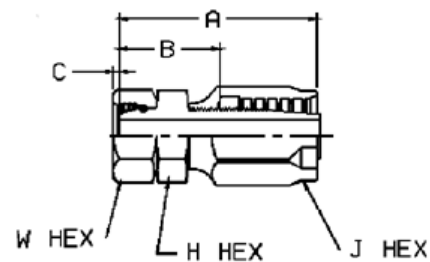
Use with 301, 301LT, and 381 hoses.

2D930 MALE BSP PARALLEL PIPE - RIGID STRAIGHT (60° CONE)



PART NO.	THREAD		HOSE SIZE		A		H	J	B	
	INCH		INCH		INCH	mm	mm	INCH	INCH	mm
HYD 2D930-4X4	1/4 x 19	-4	1/4	-4	2.32	59	19	3/4	1.30	33
HYD 2D930-6X6*	3/8 x 19	-6	3/8	-6	2.56	65	22	15/16	1.34	34
HYD 2D930-8X8	1/2 x 14	-8	1/2	-8	2.99	76	27	1 1/16	1.57	40
HYD 2D930-12X12	3/4 x 14	-12	3/4	-12	3.19	81	32	1 3/8	1.65	42
HYD 2D930-16X16	1 x 11	-16	1	-16	3.66	93	41	1 3/4	1.85	47
HYD 2D930-20X20	1 1/4 x 11	-20	1 1/4	-20	4.57	116	50	2 1/4	2.28	58

29230 FEMALE BSP PARALLEL PIPE SWIVEL, STRAIGHT (BALL NOSE)



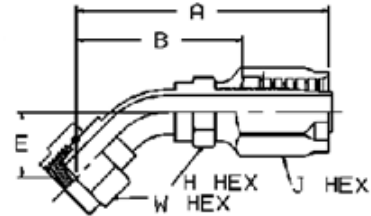
PART NO.	THREAD		HOSE SIZE		A		C	H	J	W	B		
	INCH		INCH		INCH	mm	INCH	mm	INCH	mm	INCH	mm	
HYD 29230-4X4	1/4 x 19	-4	1/4	-4	2.56	65	0.22	6	14	3/4	17	1.54	39
HYD 29230-6X6	3/8 x 19	-6	3/8	-6	2.76	70	0.26	7	17	15/16	19	1.57	40
HYD 29230-8X8	1/2 x 14	-8	1/2	-8	3.35	85	0.28	7	22	1 1/16	27	1.93	49
HYD 29230-10X8	5/8 x 14	-10	1/2	-8	3.19	81	0.37	9	24	1 1/16	30	1.85	47
HYD 29230-10X10	5/8 x 14	-10	5/8	-10	3.39	86	0.37	9	24	1 1/4	30	1.85	47
HYD 29230-12X12	3/4 x 14	-12	3/4	-12	3.35	85	0.35	9	27	1 3/8	32	1.81	46
HYD 29230-16X16	1 x 11	-16	1	-16	4.02	102	0.44	11	36	1 3/4	41	2.20	56
HYD 29230-20X20	1 1/4 x 11	-20	1 1/4	-20	4.96	126	0.41	10	41	2 1/4	50	2.68	68
HYD 29230-24X24	1 1/2 x 11	-24	1 1/2	-24	5.12	130	0.53	13	46	2 1/2	50	2.72	69

Note: When measuring overall length to the end of the nut, B & C must be used to calculate cut-off allowance.

Parker 30 SERIES REUSABLE FITTINGS

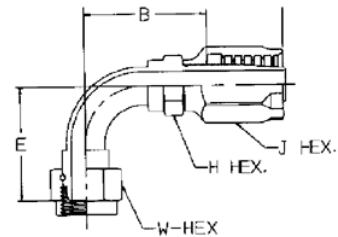
Use with 301, 301LT, and 381 hoses.

2B130 FEMALE BSP PARALLEL PIPE SWIVEL, 45° ELBOW (BALL NOSE)



PART NO.	THREAD		HOSE SIZE		A		E		H	J	W	B	
	INCH		INCH		INCH	mm	INCH	mm	mm	INCH	mm	INCH	mm
HYD 2B130-4X4	1/4 x 19	-4	1/4	-4	3.03	77	0.67	17	14	3/4	17	1.93	49
HYD 2B130-6X6	3/8 x 19	-6	3/8	-6	3.50	89	0.75	19	17	15/16	19	2.28	58
HYD 2B130-8X8	1/2 x 14	-8	1/2	-8	3.94	100	0.83	21	22	1 1/16	27	2.52	64
HYD 2B130-10X10	5/8 x 14	-10	5/8	-10	4.41	112	0.91	23	27	1 1/4	30	2.83	72
HYD 2B130-12X12	3/4 x 14	-12	3/4	-12	4.69	119	1.14	29	30	1 3/8	32	3.11	79
HYD 2B130-16X16	1 x 11	-16	1	-16	4.88	124	1.22	31	32	1 3/4	41	3.23	82

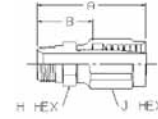
2B230 FEMALE BSP PARALLEL PIPE SWIVEL, 90° ELBOW (BALL NOSE)



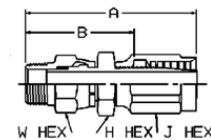
PART NO.	THREAD		HOSE SIZE		A		E		H	J	W	B	
	INCH		INCH		inch	mm	INCH	mm	mm	INCH	mm	INCH	mm
HYD 2B230-4X4	1/4 x 19	-4	1/4	-4	2.64	67	1.18	30	14	3/4	17	1.57	40
HYD 2B230-6X6	3/8 x 19	-6	3/8	-6	3.15	80	1.42	36	17	15/16	19	1.93	49
HYD 2B230-8X8	1/2 x 14	-8	1/2	-8	3.50	89	1.65	42	22	1 1/16	27	2.08	53
HYD 2B230-10X8	5/8 x 14	-10	1/2	-8	4.21	107	1.97	50	27	1 1/16	30	2.64	67
HYD 2B230-10X10	5/8 x 14	-10	5/8	-10	4.21	107	1.97	50	27	1 1/4	30	2.64	67
HYD 2B230-12X12	3/4 x 14	-12	3/4	-12	4.45	113	2.52	64	30	1 3/8	32	2.87	73
HYD 2B230-16X16	1 x 11	-16	1	-16	4.69	119	2.64	67	32	1 3/4	41	2.95	75
HYD 2B230-20X20	1 1/4 x 11	-20	1 1/4	-20	5.63	143	2.72	69	41	2 1/4	50	3.54	90


42 SERIES REUSABLE FITTINGS

Use with 421, 431, 436 and 481 hoses.

20142 MALE NPTF PIPE


PART NO.	THREAD		HOSE SIZE		A		H	J	B	
	INCH		INCH		INCH	mm	INCH	INCH	INCH	mm
HYD 20142-2X3	1/8 x 27	-2	3/16	-3	2.10	53	1/2	5/8	1.31	33
HYD 20142-4X3	1/4 x 18	-4	3/16	-3	2.27	58	9/16	5/8	1.50	38
HYD 20142-2X4	1/8 x 27	-2	1/4	-4	2.18	55	9/16	11/16	1.27	32
HYD 20142-4X4	1/4 x 18	-4	1/4	-4	2.36	60	9/16	11/16	1.45	37
HYD 20142-6X4	3/8 x 18	-6	1/4	-4	2.36	60	3/4	11/16	1.45	37
HYD 20142-4X5	1/4 x 18	-4	5/16	-5	2.39	61	9/16	13/16	1.44	37
HYD 20142-4X6	1/4 x 18	-4	3/8	-6	2.60	66	1 1/16	7/8	1.45	37
HYD 20142-6X6	3/8 x 18	-6	3/8	-6	2.60	66	3/4	7/8	1.45	37
HYD 20142-8X6	1/2 x 14	-8	3/8	-6	2.80	71	7/8	7/8	1.64	42
HYD 20142-6X8	3/8 x 18	-6	1/2	-8	2.83	72	7/8	1	1.50	38
HYD 20142-8X8	1/2 x 14	-8	1/2	-8	3.02	77	7/8	1	1.69	43
HYD 20142-12X8	3/4 x 14	-12	1/2	-8	3.08	78	1 1/8	1	1.75	44
HYD 20142-8X10	1/2 x 14	-8	5/8	-10	3.23	82	15/16	1 1/8	1.87	47
HYD 20142-12X10+	3/4 x 14	-12	5/8	-10	3.30	84	1 1/8	1 1/8	1.87	47
HYD 20142-8X12+	1/2 x 14	-8	3/4	-12	3.23	82	1 1/8	1 3/8	1.75	44
HYD 20142-12X12	3/4 x 14	-12	3/4	-12	3.23	82	1 1/8	1 3/8	1.75	44
HYD 20142-16X12+	1 x 11 1/2	-16	3/4	-12	3.42	87	1 3/8	1 3/8	1.94	49
HYD 20142-12X16	3/4 x 14	-12	1	-16	3.42	87	1 3/8	1 5/8	1.88	48
HYD 20142-16X16	1 x 11 1/2	-16	1	-16	3.61	92	1 3/8	1 5/8	2.07	53

21342 MALE NPTF PIPE SWIVEL


PART NO.	THREAD		HOSE SIZE		A		H	J	W	B	
	INCH		INCH		INCH	mm	INCH	INCH	INCH	INCH	mm
HYD 21342-2X4+	1/8 x 27	-2	1/4	-4	3.57	91	5/8	11/16	5/8	2.67	68
HYD 21342-4X4	1/4 x 18	-4	1/4	-4	3.36	85	9/16	11/16	5/8	2.46	62
HYD 21342-6X6	3/8 x 18	-6	3/8	-6	3.50	89	7/8	7/8	7/8	2.36	60
HYD 21342-8X8	1/2 x 14	-8	1/2	-8	3.96	101	1	1	1	2.63	67
HYD 21342-12X12	3/4 x 14	-12	3/4	-12	4.29	109	1 3/8	1 3/8	1 3/8	2.81	71
HYD 21342-16X16	1 x 11 1/2	-16	1	-16	4.77	121	1 1/2	1 5/8	1 1/2	3.23	82

Note: The fitting allows minor movement under pressure to relieve stress on hose, but is not to be used for continuous or extensive swiveling.

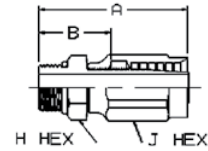
For continuous swivel under pressure service, use "S" series swivels.

Note: O-Ring not compatible with phosphate ester fluids.

Parker 42 SERIES REUSABLE FITTINGS

Use with 421, 431, 436 and 481 hoses.

20542 MALE O-RING STRAIGHT THREAD



PART NO.	THREAD			HOSE SIZE		A		H	J	B	
	INCH			INCH		INCH	mm	INCH	INCH	INCH	mm
HYD 20542-4X3+	1/4	7/16 x 20	-4	3/16	-3	2.12	54	9/16	5/8	1.34	34
HYD 20542-4X4	1/4	7/16 x 20	-4	1/4	-4	2.20	56	9/16	11/16	1.3	33
HYD 20542-5X4+	5/16	1/2 x 20	-5	1/4	-4	2.20	56	5/8	11/16	1.3	33
HYD 20542-6X4	3/8	9/16 x 18	-6	1/4	-4	2.23	57	11/16	11/16	1.33	34
HYD 20542-5X5+	5/16	1/2 x 20	-5	5/16	-5	2.23	57	5/8	13/16	1.28	33
HYD 20542-6X5+	3/8	9/16 x 18	-6	5/16	-5	2.26	57	11/16	13/16	1.31	33
HYD 20542-6X6	3/8	9/16 x 18	-6	3/8	-6	2.47	63	11/16	7/8	1.32	34
HYD 20542-8X6	1/2	3/4 x 16	-8	3/8	-6	2.55	65	7/8	7/8	1.4	36
HYD 20542-10X6+	5/8	7/8 x 14	-10	3/8	-6	2.67	68	1	7/8	1.52	39
HYD 20542-8X8	1/2	3/4 x 16	-8	1/2	-8	2.78	71	7/8	1	1.45	37
HYD 20542-10X8	5/8	7/8 x 14	-10	1/2	-8	2.84	72	1	1	1.51	38
HYD 20542-12X8	3/4	1 1/16 x 12	-12	1/2	-8	3.00	76	1 1/4	1	1.67	42
HYD 20542-12X10+	3/4	1 1/16 x 12	-12	5/8	-10	3.21	82	1 1/4	1 1/8	1.80	46
HYD 20542-12X12	3/4	1 1/16 x 12	-12	3/4	-12	3.15	80	1 1/4	1 3/8	1.67	42
HYD 20542-10X16+	5/8	7/8 x 14	-10	1	-16	3.18	81	1 1/2	1 5/8	1.64	42
HYD 20542-16X16+	1	1 5/16 x 12	-16	1	-16	3.37	86	1 1/2	1 5/8	1.83	46

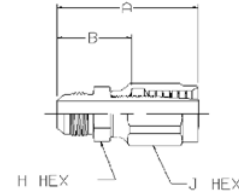
Note: O-Ring not compatible with phosphate ester fluids.

**PARKRIMP
FITTINGS**
43 Series (pages 3-40)
71 Series (pages 72-81)

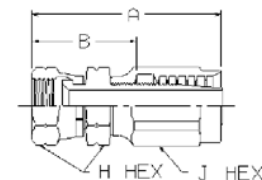
**REUSABLE
FITTINGS**
20 Series (pages 65-71)
30 Series (pages 41-59)
34 Series (page 84)
42 Series (pages 60-64)
74 Series (page 85)
82 Series (pages 82-83)


42 SERIES REUSABLE FITTINGS

Use with 421, 431, 436 and 481 hoses.

20342 MALE JIC 37°


PART NO.	THREAD			HOSE SIZE		A		H	J	B	
	INCH			INCH		INCH	mm	INCH	INCH	INCH	mm
HYD 20342-4X3+	1/4	7/16 x 20	-4	3/16	-3	2.25	57	1/2	5/8	1.42	36
HYD 20342-6X3+	3/8	9/16 x 18	-6	3/16	-3	2.30	58	11/16	5/8	1.53	39
HYD 20342-4X4	1/4	7/16 x 20	-4	1/4	-4	2.35	60	9/16	11/16	1.45	37
HYD 20342-5X4	5/16	1/2 x 20	-5	1/4	-4	2.35	60	9/16	11/16	1.45	37
HYD 20342-6X4	3/8	9/16 x 18	-6	1/4	-4	2.35	60	5/8	11/16	1.45	37
HYD 20342-5X5+	5/16	1/2 x 20	-5	5/16	-5	2.38	60	9/16	13/16	1.43	36
HYD 20342-6X5	3/8	9/16 x 18	-6	5/16	-5	2.39	61	5/8	13/16	1.43	36
HYD 20342-6X6	3/8	9/16 x 18	-6	3/8	-6	2.60	66	3/4	7/8	1.44	37
HYD 20342-8X6	1/2	3/4 x 16	-8	3/8	-6	2.70	69	13/16	7/8	1.54	39
HYD 20342-8X8	1/2	3/4 x 16	-8	1/2	-8	2.93	74	7/8	1	1.60	41
HYD 20342-10X8	5/8	7/8 x 14	-10	1/2	-8	3.03	77	15/16	1	1.70	43
HYD 20342-10X10	5/8	7/8 x 14	-10	5/8	-10	3.24	82	15/16	1 1/8	1.82	46
HYD 20342-12X10+	3/4	1 1/16 x 12	-12	5/8	-10	3.40	86	1 1/8	1 1/8	1.98	50
HYD 20342-12X12	3/4	1 1/16 x 12	-12	3/4	-12	3.35	85	1 1/8	1 3/8	1.86	47
HYD 20342-14X12	7/8	1 3/16 x 12	-14	3/4	-12	3.38	86	1 1/4	1 3/8	1.89	48
HYD 20342-16X12+	1	1 5/16 x 12	-16	3/4	-12	3.40	86	1 3/8	1 3/8	1.90	48
HYD 20342-14X16+	7/8	1 3/16 x 12	-14	1	-16	3.56	90	1 3/8	1 5/8	2.02	51
HYD 20342-16X16	1	1 5/16 x 12	-16	1	-16	3.58	91	1 3/8	1 5/8	2.04	52
HYD 20342-18X16+	1 1/8	1 1/2 x 12	-18	1	-16	3.60	91	1 5/8	1 5/8	2.07	53

20842 FEMALE SAE 45° SWIVEL


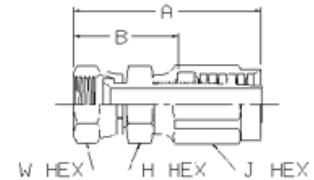
PART NO.	THREAD			HOSE SIZE		A		H	J	B	
	INCH			INCH		INCH	mm	INCH	INCH	INCH	mm
HYD 20842-6X6	3/8	5/8 x 18	-6	3/8	-6	2.82	72	3/4	7/8	1.67	42

Note: Notch on nut indicates SAE (45°) flare. See 20642 for additional sizes.

Parker 42 SERIES REUSABLE FITTINGS

Use with 421, 431, 436 and 481 hoses.

20642 FEMALE JIC 37° SWIVEL



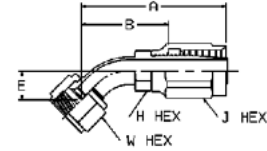
PART NO.	STRAIGHT THREAD			HOSE SIZE		A		H	J	W	B	
	INCH	INCH	INCH	INCH	INCH	INCH	mm	INCH	INCH	INCH	INCH	mm
HYD 20642-4X3~	1/4	7/16 X 20	-4	3/16	-3	2.35	60	9/16	5/8	9/16	1.57	40
HYD 20642-4X4~*	1/4	7/16 X 20	-4	1/4	-4	2.44	62	9/16	11/16	9/16	1.53	39
HYD 20642-5X4~	5/16	1/2 X 20	-5	1/4	-4	2.50	64	5/8	11/16	5/8	1.60	41
HYD 20642-6X4*	3/8	9/16 X 18	-6	1/4	-4	2.52	64	11/16	11/16	11/16	1.62	41
HYD 20642-8X4~+	1/2	3/4 X 16	-8	1/4	-4	2.63	67	7/8	11/16	7/8	1.73	44
HYD 20642-5X5~	5/16	1/2 X 20	-5	5/16	-5	2.53	64	5/8	13/16	5/8	1.58	40
HYD 20642-6X5	3/8	9/16 X 18	-6	5/16	-5	2.55	65	11/16	13/16	11/16	1.60	41
HYD 20642-4X6~+	1/4	7/16 X 20	-4	3/8	-6	2.68	68	9/16	7/8	9/16	1.53	39
HYD 20642-5X6~+	5/16	1/2 X 20	-5	3/8	-6	2.74	70	3/4	7/8	5/8	1.59	40
HYD 20642-6X6*	3/8	9/16 X 18	-6	3/8	-6	2.75	70	11/16	7/8	11/16	1.60	41
HYD 20642-8X6~*	1/2	3/4 X 16	-8	3/8	-6	2.87	73	7/8	7/8	7/8	1.72	44
HYD 20642-8X8~*	1/2	3/4 X 16	-8	1/2	-8	3.10	79	7/8	1	7/8	1.77	45
HYD 20642-10X8*	5/8	7/8 X 14	-10	1/2	-8	3.20	81	1	1	1	1.88	48
HYD 20642-12X8	3/4	1 1/16 X 12	-12	1/2	-8	3.40	86	1 1/4	1	1 1/4	2.06	52
HYD 20642-8X10~+	1/2	3/4 X 16	-8	5/8	-10	3.31	84	15/16	1 1/8	7/8	1.89	48
HYD 20642-10X10~	5/8	7/8 X 14	-10	5/8	-10	3.50	89	1	1 1/4	1	2.07	53
HYD 20642-12X10	3/4	1 1/16 X 12	-12	5/8	-10	3.60	91	1 1/4	1 1/4	1 1/4	2.18	55
HYD 20642-10X12~	5/8	7/8 X 14	-10	3/4	-12	3.43	87	1 1/8	1 3/8	1	1.95	50
HYD 20642-12X12	3/4	1 1/16 X 12	-12	3/4	-12	3.54	90	1 1/4	1 3/8	1 1/4	2.06	52
HYD 20642-14X12	7/8	1 3/16 X 12	-14	3/4	-12	3.54	90	1 3/8	1 3/8	1 3/8	2.06	52
HYD 20642-16X12	1	1 15/16 X 12	-16	3/4	-12	3.62	92	1 1/2	1 3/8	1 1/2	2.14	54
HYD 20642-14X16+	7/8	1 3/16 X 12	-14	1	-16	3.73	95	1 3/8	1 5/8	1 3/8	2.19	56
HYD 20642-16X16	1	1 5/16 X 12	-16	1	-16	3.80	97	1 1/2	1 5/8	1 1/2	2.27	58
HYD 20642-20X16	1 1/4	1 5/8 X 12	-20	1	-16	3.98	101	2	1 5/8	2	2.44	62

* Also available in 316 Stainless Steel. Add "C" to number. Example: 20642-6-6C.

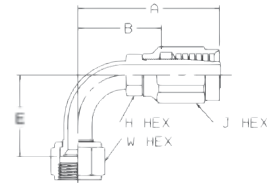
~ The 20642 fittings contain a dual seat that accepts both the JIC (37°) and SAE (45°) male configurations. The -6 SAE (45°) swivel fitting is shown under part number 20842.


42 SERIES REUSABLE FITTINGS

Use with 421, 431, 436 and 481 hoses.

23742 FEMALE JIC 37° SWIVEL, 45° ELBOW


PART NO.	STRAIGHT THREAD			HOSE SIZE		A		E		H	J	W	B	
	INCH			INCH		INCH	mm	INCH	mm	INCH	INCH	INCH	INCH	mm
HYD 23742-4X4	1/4	7/16 x 20	-4	1/4	-4	2.67	68	0.33	8	7/16	11/16	9/16	1.77	45
HYD 23742-6X6	3/8	9/16 x 18	-6	3/8	-6	3.03	77	0.39	10	9/16	7/8	11/16	1.88	48
HYD 23742-8X6+	1/2	3/4 x 16	-8	3/8	-6	3.29	84	0.55	14	11/16	7/8	7/8	2.13	54
HYD 23742-8X8	1/2	3/4 x 16	-8	1/2	-8	3.45	88	0.55	14	11/16	1	7/8	2.13	54
HYD 23742-10X8	5/8	7/8 x 14	-10	1/2	-8	3.51	89	0.64	16	13/16	1	1	2.18	55
HYD 23742-10X10	5/8	7/8 x 14	-10	5/8	-10	3.73	95	0.64	16	7/8	1 1/4	1	2.30	58
HYD 23742-12X10+	3/4	1 1/16 x 12	-12	5/8	-10	4.05	103	0.78	20	15/16	1 1/4	1 1/4	2.63	67
HYD 23742-10X12+	5/8	7/8 x 14	-10	3/4	-12	3.66	93	0.64	16	15/16	1 3/8	1	2.18	55
HYD 23742-12X12	3/4	1 1/16 x 12	-12	3/4	-12	3.99	101	0.78	20	15/16	1 3/8	1 1/4	2.50	64
HYD 23742-16X12+	1	1 15/16 x 12	-16	3/4	-12	4.19	106	0.89	23	1 1/4	1 3/8	1 1/2	2.71	69
HYD 23742-16X16	1	1 15/16 x 12	-16	1	-16	4.38	111	0.89	23	1 1/4	1 5/8	1 1/2	2.84	72

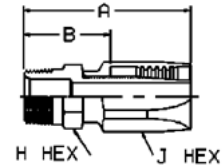
23942 FEMALE JIC 37° SWIVEL, 90° ELBOW - (SHORT)


PART NO.	STRAIGHT THREAD			HOSE SIZE		A		E		H	J	W	B	
	INCH			INCH		INCH	mm	INCH	mm	INCH	INCH	INCH	INCH	mm
HYD 23942-4X4	1/4	7/16 x 20	-4	1/4	-4	2.56	65	0.68	17	7/16	11/16	9/16	1.66	42
HYD 23942-6X6	3/8	9/16 x 18	-6	3/8	-6	2.93	74	0.85	22	9/16	7/8	11/16	1.78	45
HYD 23942-8X6	1/2	3/4 x 16	-8	3/8	-6	3.05	77	1.09	28	11/16	7/8	7/8	1.90	48
HYD 23942-8X8	1/2	3/4 x 16	-8	1/2	-8	3.22	82	1.09	28	11/16	1	7/8	1.90	48
HYD 23942-10X8	5/8	7/8 x 14	-10	1/2	-8	3.37	86	1.23	31	13/16	1	1	2.04	52
HYD 23942-10X10	5/8	7/8 x 14	-10	5/8	-10	3.59	91	1.23	31	7/8	1 1/4	1	2.16	55
HYD 23942-12X10+	3/4	1 1/16 x 12	-12	5/8	-10	3.97	101	1.82	46	15/16	1 1/4	1 1/4	2.55	65
HYD 23942-10X12+	5/8	7/8 x 14	-10	3/4	-12	3.52	89	2.24	57	15/16	1 3/8	1	2.04	52
HYD 23942-12X12	3/4	1 1/16 x 12	-12	3/4	-12	3.91	99	1.82	46	15/16	1 3/8	1 1/4	2.43	62
HYD 23942-16X12+	3/4	1 1/16 x 12	-16	3/4	-12	3.91	99	2.00	51	15/16	1 3/8	1 1/2	2.43	62
HYD 23942-16X16	1	1 5/16 x 12	-16	1	-16	4.35	110	2.14	54	1 1/4	1 5/8	1 1/2	2.81	71

Parker 20 SERIES REUSABLE FITTINGS

Use with 201, 206, 225, 231, 235, 241, 261, 266, 274, 296, 221FR, SS25 and SS25UL hoses.

20120 MALE NPTF PIPE



PART NO.	THREAD		HOSE SIZE		A		H	J	B	
	INCH		INCH		INCH	mm	INCH	INCH	INCH	mm
HYD 20120-2X4	1/8 x 27	-2	3/16	-4	1.73	44	7/16	5/8	0.95	24
HYD 20120-4X4	1/4 x 18	-4	3/16	-4	1.93	49	9/16	5/8	1.15	29
HYD 20120-2X5	1/8 x 27	-2	1/4	-5	1.83	46	1/2	11/16	1.00	25
HYD 20120-4X5	1/4 x 18	-4	1/4	-5	2.01	51	9/16	11/16	1.18	30
HYD 20120-4X6	1/4 x 18	-4	5/16	-6	2.11	54	9/16	13/16	1.19	30
HYD 20120-6X6	3/8 x 18	-6	5/16	-6	2.20	56	3/4	13/16	1.28	33
HYD 20120-6X8	3/8 x 18	-6	13/32	-8	2.48	63	3/4	15/16	1.39	35
HYD 20120-8X8	1/2 x 14	-8	13/32	-8	2.73	69	7/8	15/16	1.64	42
HYD 20120-8X10	1/2 x 14	-8	1/2	-10	2.88	73	7/8	1 1/8	1.66	42
HYD 20120-12X10	3/4 x 14	-10	1/2	-10	2.96	75	1 1/16	1 1/8	1.73	44
HYD 20120-12X12	3/4 x 14	-12	5/8	-12	3.25	83	1 1/16	1 1/4	1.75	44
HYD 20120-12X16	3/4 x 14	-12	7/8	-16	2.81	71	1 3/8	1 7/16	1.62	41
HYD 20120-16X16**	1 x 11 1/2	-16	7/8	-16	2.99	76	1 3/8	1 7/16	1.80	46
HYD 20120-20X20**	1 1/4 x 11 1/2	-20	1 1/8	-20	3.24	82	1 3/4	1 3/4	1.96	50
HYD 20120-24X24**	1 1/2 x 11 1/2	-24	1 3/8	-24	3.49	89	2	2	2.12	54
HYD 20120-32X32**	2 x 11 1/2	-32	1 13/16	-32	4.05	103	2 1/2	2 1/2	2.21	56
HYD 20120-40X40	2 1/2 x 8	-40	2 3/8	-40	5.03	128	3	3 1/4	3.12	79
HYD 20120-48X48+	3 x 8	-48	3	-48	5.09	129	3 3/4	3 7/8	3.18	81

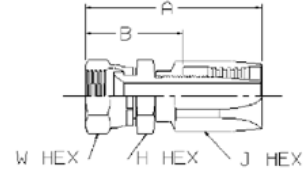
** Available in Brass.



20 SERIES REUSABLE FITTINGS

Use with 201, 206, 225, 231, 235, 241, 261, 266, 274, 296, 221FR, SS25 and SS25UL hoses.

20620 FEMALE JIC 37° SWIVEL



PART NO.	STRAIGHT THREAD			HOSE SIZE		A		H	J	W	B	
	INCH	INCH	INCH	INCH	INCH	INCH	mm	INCH	INCH	INCH	INCH	mm
HYD 20620-4X4~*	1/4	7/16 x 20	-4	3/16	-4	1.93	49	9/16	5/8	9/16	1.16	29
HYD 20620-5X4~+	5/16	1/2 x 20	-5	3/16	-4	1.97	50	5/8	5/8	5/8	1.21	31
HYD 20620-8X4~+	1/2	3/4 x 16	-8	3/16	-4	2.16	55	7/8	5/8	7/8	1.38	35
HYD 20620-4X5~	1/4	7/16 x 20	-4	1/4	-5	1.97	50	9/16	11/16	9/16	1.15	29
HYD 20620-5X5~	5/16	1/2 x 20	-5	1/4	-5	2.05	52	5/8	11/16	5/8	1.20	30
HYD 20620-6X5	3/8	9/16 x 18	-6	1/4	-5	2.09	53	11/16	11/16	11/16	1.27	32
HYD 20620-4X6~+	1/4	7/16 x 20	-4	5/16	-6	2.17	55	9/16	13/16	9/16	1.26	32
HYD 20620-5X6~+	5/16	1/2 x 20	-5	5/16	-6	2.13	54	5/8	13/16	5/8	1.21	31
HYD 20620-6X6*	3/8	9/16 x 18	-6	5/16	-6	2.32	59	11/16	13/16	11/16	1.41	36
HYD 20620-8X6~	1/2	3/4 x 16	-8	5/16	-6	2.36	60	7/8	13/16	7/8	1.47	37
HYD 20620-6X8+	3/8	9/16 x 18	-6	13/32	-8	2.72	69	7/8	15/16	11/16	1.63	41
HYD 20620-8X8~*	1/2	3/4 x 16	-8	13/32	-8	2.80	71	7/8	15/16	7/8	1.69	43
HYD 20620-10X8~+	5/8	7/8 x 14	-10	13/32	-8	2.87	73	7/8	15/16	1	1.77	45
HYD 20620-8X10~	1/2	3/4 x 16	-8	1/2	-10	3.07	78	7/8	1 1/8	7/8	1.84	47
HYD 20620-10X10~*	5/8	7/8 x 14	-10	1/2	-10	3.11	79	1	1 1/8	1	1.88	48
HYD 20620-12X10+	3/4	1 1/16 x 12	-12	1/2	-10-	3.11	79	1 1/4	1 1/8	1 1/4	1.91	49
HYD 20620-10X12~	5/8	7/8 x 14	-10	5/8	12	3.46	88	1	1 1/4	1	1.96	50
HYD 20620-12X12*	3/4	1 1/16 x 12	-12	5/8	-12	3.50	89	1 1/4	1 1/4	1 1/4	1.99	51
HYD 20620-16X12+	1	1 5/16 x 12	-16	5/8	-12	3.66	93	1 1/2	1 1/4	1	2.09	53
HYD 20620-8X16+	1/2	3/4 x 16	-8	7/8	-16	2.82	72	1 1/2	1 7/16	7/8	1.55	39
HYD 20620-10X16~+	5/8	7/8 x 14	-10	7/8	-16	3.11	79	1 1/2	1 7/16	1	1.92	49
HYD 20620-16X16*	1	1 5/16 x 12	-16	7/8	-16	3.19	81	1 1/2	1 7/16	1 1/2	2.01	51
HYD 20620-20X20	1 1/4	1 5/8 x 12	-20	1 1/8	-20	3.54	90	2	1 3/4	2	2.27	58
HYD 20620-24X24	1 1/2	1 7/8 x 12	-24	1 3/8	-24	3.94	100	2 1/4	2	2 1/4	2.56	65
HYD 20620-32X32	2	2 1/2 x 12	-32	1 13/16	-32	4.72	120	2 7/8	2 1/2	2 7/8	2.97	75

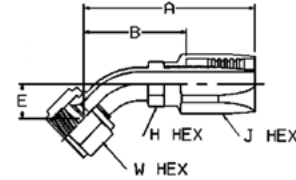
~These 20620 fittings contain a dual seat that accepts both the JIC (37°) and SAE (45°) male configurations. The -6 and -12 SAE (45°) swivel fittings are shown under part number 20820.

* Available in 316 Stainless Steel. Add "C" to part number. Example 20620-4-4C.

Parker 20 SERIES REUSABLE FITTINGS

Use with 201, 206, 225, 231, 235, 241, 261, 266, 274, 296, 221FR, SS25 and SS25UL hoses.

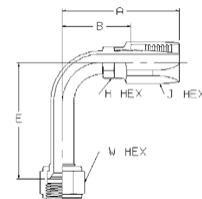
23720 FEMALE JIC 37° SWIVEL, 45° ELBOW



PART NO.	STRAIGHT THREAD			HOSE SIZE		A		E		H	J	W	B	
	INCH			INCH		INCH	mm	INCH	mm	INCH	INCH	INCH	INCH	mm
HYD 23720-4X4~	1/4	7/16 x 20	-4	3/16	-4	2.08	53	0.33	8	3/8	5/8	9/16	1.30	33
HYD 23720-5X5~	5/16	1/2 x 20	-5	1/4	-5	2.30	58	0.36	9	7/16	11/16	5/8	1.47	37
HYD 23720-5X6~+	5/16	1/2 x 20	-5	5/16	-6	2.40	61	0.36	9	1/2	13/16	5/8	2.30	58
HYD 23720-6X6	3/8	9/16 x 18	-6	5/16	-6	2.45	62	0.39	10	1/2	13/16	11/16	1.53	39
HYD 23720-8X6~	1/2	3/4 x 16	-8	5/16	-6	2.77	70	0.55	14	7/8	5/8	13/16	1.85	47
HYD 23720-8X8~	1/2	3/4 x 16	-8	13/32	-8	3.12	79	0.55	14	5/8	15/16	7/8	2.03	52
HYD 23720-8X10~+	1/2	3/4 x 16	-8	1/2	-10	3.27	83	0.55	14	3/4	1 1/8	7/8	2.05	52
HYD 23720-10X10~	5/8	7/8 x 14	-10	1/2	-10	3.35	85	0.65	17	3/4	1 1/8	1	2.13	54
HYD 23720-10X12~+	5/8	7/8 x 14	-10	5/8	-12	3.65	93	0.65	17	7/8	1 1/4	1	2.15	55
HYD 23720-12X12	3/4	1 1/16 x 12	-12	5/8	-12	3.94	100	0.79	20	7/8	1 1/4	1 1/4	2.44	62
HYD 23720-16X16	1	1 5/16 x 12	-16	7/8	-16	3.73	95	0.90	23	1 1/8	1 7/16	1 1/2	2.54	65
HYD 23720-20X20	1 1/4	1 5/8 x 12	-20	1 1/8	-20	4.18	106	1.19	30	1 1/2	1 3/4	2	2.90	74

~These fittings contain a dual seat that accepts both the JIC (37°) and SAE (45°) male configurations.

24120 FEMALE JIC 37° SWIVEL, 90° ELBOW - (LONG)



PART NO.	STRAIGHT THREAD			HOSE SIZE		A		E		H	J	W	B	
	INCH			INCH		INCH	mm	INCH	mm	INCH	INCH	INCH	INCH	mm
HYD 24120-4X4~	1/4	7/16 x 20	-4	3/16	-4	2.08	53	1.80	46	3/8	5/8	9/16	1.30	33
HYD 24120-5X5~	5/16	1/2 x 20	-5	1/4	-5	2.05	52	1.80	46	7/16	11/16	5/8	1.22	31
HYD 24120-5X6~+	5/16	1/2 x 20	-5	5/16	-6	2.14	54	1.80	46	1/2	13/16	5/8	1.16	29
HYD 24120-6X6	3/8	9/16 x 18	-6	5/16	-6	2.34	59	2.18	55	1/2	13/16	11/16	1.43	36
HYD 24120-8X8~	1/2	3/4 x 16	-8	13/32	-8	2.96	75	2.43	62	5/8	15/16	7/8	1.87	47
HYD 24120-10X10~	5/8	7/8 x 14	-10	1/2	-10	3.27	83	2.58	66	3/4	1 1/8	1	2.05	52
HYD 24120-12X12	3/4	1 1/16 x 12	-12	5/8	-12	3.78	96	3.73	95	7/8	1 1/4	1 1/4	2.28	58
HYD 24120-16X16	1	1 5/16 x 12	-16	7/8	-16	3.54	90	4.33	110	1 1/8	1 7/16	1 1/2	2.35	60
HYD 24120-20X20+	1 1/4	1 5/8 x 12	-20	1 1/8	-20	4.01	102	5.28	134	1 1/2	1 3/4	2	2.73	69

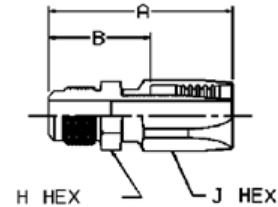
~These 20620 fittings contain a dual seat that accepts both the JIC (37°) and SAE (45°) male configurations.

+ Non-Standard

20 SERIES REUSABLE FITTINGS

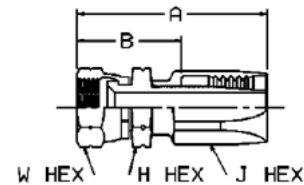
Use with 201, 206, 225, 231, 235, 241, 261, 266, 274, 296, 221FR, SS25 and SS25UL hoses.

20420 MALE SAE 45° RIGID STRAIGHT



PART NO.	STRAIGHT THREAD			HOSE SIZE		A		H	J	B	
	INCH			INCH		INCH	mm	INCH	INCH	INCH	mm
HYD 20420-4X4	1/4	7/16 x 20	-4	3/16	-4	1.80	46	1/2	5/8	1.06	27
HYD 20420-5X5	5/16	1/2 x 20	-5	1/4	-5	1.97	50	9/16	11/16	1.18	30
HYD 20420-6X6	3/8	5/8 x 18	-6	5/16	-6	2.19	56	11/16	13/16	1.28	33
HYD 20420-8X8	1/2	3/4 x 16	-8	13/32	-8	2.66	68	13/16	15/16	1.51	38
HYD 20420-10X10	5/8	7/8 x 14	-10	1/2	-10	3.00	76	15/16	1 1/8	1.72	44
HYD 20420-12X12	3/4	1 1/16 x 14	-12	5/8	-12	3.50	89	1 1/8	1 1/4	1.92	49

20820 FEMALE SAE 45° SWIVEL STRAIGHT



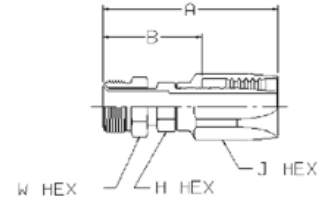
PART NO.	STRAIGHT THREAD			HOSE SIZE		A		H	J	W	B	
	INCH			INCH		INCH	mm	INCH	INCH	INCH	INCH	mm
HYD 20820-6X4	3/8	5/8 x 18	-6	3/16	-4	2.16	55	3/4	5/8	3/4	1.38	35
HYD 20820-6X6	3/8	5/8 x 18	-6	5/16	-6	2.36	60	3/4	13/16	3/4	1.45	37
HYD 20820-12X12	3/4	1 1/16 x 14	-12	3/4	-12	3.49	89	1 1/4	1 1/4	1 1/4	1.92	49

Note: Notch on nut indicates SAE (45°) flare. See 20620 for additional sizes.

Parker 20 SERIES REUSABLE FITTINGS

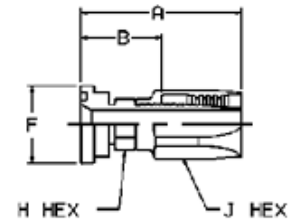
Use with 201, 206, 225, 231, 235, 241, 261, 266, 274, 296, 221FR, SS25 and SS25UL hoses.

22820 SAE MALE INVERTED SWIVEL - STRAIGHT



PART NO.	STRAIGHT THREAD			HOSE SIZE		A		H	J	W	B	
	INCH			INCH		INCH	mm	INCH	INCH	INCH	INCH	mm
HYD 22820-4X4	1/4	7/16 x 24	-4	3/16	-4	2.45	62	3/8	5/8	7/16	1.67	42
HYD 22820-4X5	1/4	7/16 x 24	-4	1/4	-5	2.60	66	7/16	11/16	7/16	1.76	45
HYD 22820-5X5	5/16	1/2 x 20	-5	1/4	-5	2.70	69	7/16	11/16	1/2	1.87	47
HYD 22820-5X6+	5/16	1/2 x 20	-5	5/16	-6	2.81	71	1/2	13/16	1/2	1.90	48
HYD 22820-6X6	3/8	5/8 x 18	-6	5/16	-6	2.98	76	1/2	13/16	5/8	2.06	52
HYD 22820-6X8+	1/2	5/8 x 18	-6	13/32	-8	3.12	79	5/8	15/16	5/8	2.03	52
HYD 22820-8X8	1/2	3/4 x 18	-8	13/32	-8	3.36	85	5/8	15/16	3/4	2.27	58
HYD 22820-10X10	5/8	7/8 x 18	-10	1/2	-10	3.64	92	3/4	1 1/8	7/8	2.42	61

21520 SAE CODE 61 FLANGE - STRAIGHT



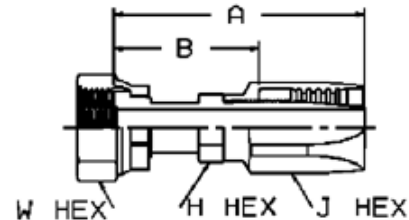
PART NO.	FLANGE		HOSE SIZE		A		F	H	J	B	
	INCH		INCH		INCH	mm	INCH	INCH	INCH	INCH	mm
HYD 21520-8X8+	1/2	-8	13/32	-8	2.76	70	1 3/16	5/8	15/16	1.67	42
HYD 21520-12X12	3/4	-12	5/8	-12	3.12	79	1 1/2	7/8	1 1/4	1.62	41
HYD 21520-16X16	1	-16	7/8	-16	2.76	70	1 3/4	1 1/8	1 7/16	1.57	40
HYD 21520-20X20	1 1/4	-20	1 1/8	-20	3.58	91	2	1 1/2	1 3/4	2.30	58
HYD 21520-24X24	1 1/2	-24	1 3/8	-24	4.02	102	2 3/8	1 3/4	2	2.65	67
HYD 21520-32X24+	2	-32	1 3/8	-24	3.98	101	2 3/8	1 3/4	2	2.61	66
HYD 21520-32X32	2	-32	1 13/16	-32	4.91	125	2 13/16	2 1/4	2 1/2	3.17	81
HYD 21520-40X32+	2 1/2	-40	1 13/16	-32	4.97	126	3 5/16	2 1/4	2 1/2	3.23	82
HYD 21520-40X40	2 1/2	-40	2 3/8	-40	5.22	133	3 5/16	2 7/8	3 1/8	3.34	85

Note: Flange Kits and O-Rings are listed on page 142-143

Parker 20 SERIES REUSABLE FITTINGS

Use with 201, 206, 225, 231, 235, 241, 261, 266, 274, 296, 221FR, SS25 and SS25UL hoses.

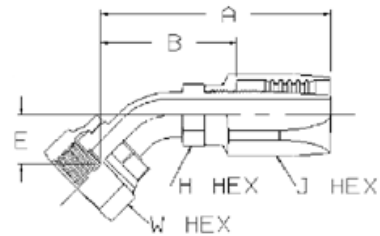
2JS20 FEMALE SEAL-LOK® SWIVEL STRAIGHT (LONG) O-RING FACE SEAL



PART NO.	STRAIGHT THREAD			HOSE SIZE		A		H	J	W	B	
	INCH			INCH		INCH	mm	INCH	INCH	INCH	INCH	mm
HYD 2JS20-4X4	1/4	9/16 x 18	-4	3/16	-4	2.07	53	9/16	5/8	11/16	1.29	33
HYD 2JS20-6X6	3/8	11/16 x 16	-6	5/16	-6	2.36	60	5/8	13/16	13/16	1.44	37
HYD 2JS20-8X8	1/2	13/16 x 16	-8	13/32	-8	2.92	74	3/4	15/16	15/16	1.83	46
HYD 2JS20-10X10	5/8	1 x 14	-10	1/2	-10	3.15	80	15/16	1 1/8	1 1/8	1.93	49
HYD 2JS20-12X12	3/4	1 3/16 x 12	-12	5/8	-12	3.66	93	1 1/8	1 1/4	1 3/8	2.16	55
HYD 2JS20-16X16	1	1 7/16 x 12	-16	7/8	-16	3.24	82	1 3/8	1 7/16	1 5/8	2.05	52
HYD 2JS20-20X20+	1 1/4	1 11/16 x 12	-20	1 1/8	-20	3.53	90	1 5/8	1 3/4	1 7/8	2.25	57

Note: Flange Kits and O-Rings are listed on page 142-143.

2J720 FEMALE SEAL-LOK® SWIVEL, 45° ELBOW O-RING FACE SEAL

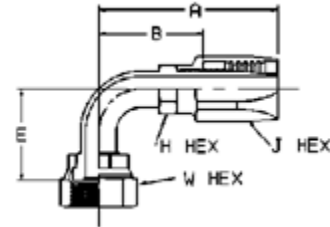


PART NO.	STRAIGHT THREAD			HOSE SIZE		A		E	H	J	W	B		
	INCH			INCH		INCH	mm	INCH	mm	INCH	INCH	INCH	mm	
HYD 2J720-4X4	1/4	9/16 x 18	-4	3/16	-4	2.24	57	0.41	10	3/8	5/8	11/16	1.46	37
HYD 2J720-6X6	3/8	11/16 x 16	-6	5/16	-6	2.52	64	0.43	11	1/2	13/16	13/16	1.60	41
HYD 2J720-8X8	1/2	13/16 x 16	-8	13/32	-8	3.19	81	0.59	15	5/8	15/16	15/16	2.10	53
HYD 2J720-10X10	5/8	1 x 14	-10	1/2	-10	3.46	88	0.65	17	3/4	1 1/8	1 1/8	2.24	57
HYD 2J720-12X12	3/4	1 3/16 x 12	-12	5/8	-12	3.82	97	0.81	21	7/8	1 1/4	1 3/8	2.32	59
HYD 2J720-16X16	1	1 7/16 x 12	-16	7/8	-16	4.00	102	0.94	24	1 1/8	1 7/16	1 5/8	2.81	71
HYD 2J720-20X20+	1 1/4	1 11/16 x 12	-20	1 1/8	-20	4.58	116	1.07	27	1 1/2	1 3/4	1 7/8	3.30	84
HYD 2J720-24X24+	1 1/2	2 x 12	-24	1 3/8	-24	4.67	119	1.07	27	1 3/4	2	2 1/4	3.30	84

Parker 20 SERIES REUSABLE FITTINGS

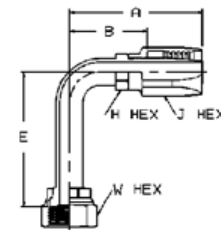
Use with 201, 206, 225, 231, 235, 241, 261, 266, 274, 296, 221FR, SS25 and SS25UL hoses.

2J920 FEMALE SEAL-LOK® SWIVEL, 90° ELBOW (SHORT) O-RING FACE SEAL



PART NO.	STRAIGHT THREAD			HOSE SIZE		A		E		H	J	W	B	
	INCH			INCH		INCH	mm	INCH	mm	INCH	INCH	INCH	INCH	mm
HYD 2J920-4X4	1/4	9/16 x 18	-4	3/16	-4	2.22	56	0.82	21	3/8	5/8	11/16	1.44	37
HYD 2J920-6X6	3/8	11/16 x 16	-6	5/16	-6	2.39	61	0.90	23	1/2	13/16	13/16	1.47	37
HYD 2J920-8X8	1/2	13/16 x 16	-8	13/32	-8	2.91	74	1.15	29	5/8	15/16	15/16	1.82	46
HYD 2J920-10X10	5/8	1 x 14	-10	1/2	-10	3.15	80	1.27	32	3/4	1 1/8	1 1/8	1.93	49
HYD 2J920-12X12	3/4	1 3/16 x 12	-12	5/8	-12	3.74	95	1.85	47	7/8	1 1/4	1 3/8	2.24	57
HYD 2J920-16X16	1	1 7/16 x 12	-16	7/8	-16	3.95	100	2.21	56	1 1/8	1 7/16	1 5/8	2.76	70
HYD 2J920-20X20+	1 1/4	1 11/16 x 12	-20	1 1/8	-20	4.47	114	2.51	64	1 1/2	1 3/4	1 7/8	3.16	80
HYD 2J920-24X24+	1 1/2	2 x 12	-24	1 3/8	-24	5.47	139	2.68	68	1 3/4	2	2 1/4	4.10	104

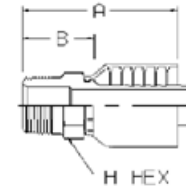
2J120 FEMALE SEAL-LOK® SWIVEL, 90° ELBOW (LONG) O-RING FACE SEAL



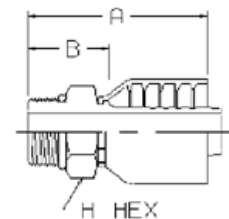
PART NO.	STRAIGHT THREAD			HOSE SIZE		A		E		H	J	W	B	
	INCH			INCH		INCH	mm	INCH	mm	INCH	INCH	INCH	INCH	mm
HYD 2J120-4X4	1/4	9/16 x 18	-4	3/16	-4	2.08	53	1.80	46	3/8	5/8	11/16	1.30	33
HYD 2J120-6X6	3/8	11/16 x 16	-6	5/16	-6	2.34	59	2.18	55	1/2	13/16	13/16	1.42	36
HYD 2J120-8X8	1/2	13/16 x 16	-8	13/32	-8	2.96	75	2.43	62	5/8	15/16	15/16	1.87	47
HYD 2J120-10X10	5/8	1 x 14	-10	1/2	-10	3.27	83	2.58	66	3/4	1 1/8	1 1/8	2.05	52
HYD 2J120-12X12	3/4	1 3/16 x 12	-12	5/8	-12	3.76	96	3.74	95	7/8	1 1/4	1 3/8	2.26	57
HYD 2J120-16X16	1	1 7/16 x 12	-16	7/8	-16	3.54	90	4.93	125	1 1/8	1 7/16	1 5/8	2.35	60


71 SERIES PARKRIMP FITTINGS

Use with 77C, 772 and 774 hoses.

10171 MALE NPTF PIPE


PART NO.	PIPE THREAD		HOSE SIZE		A		H	B	
	INCH		INCH		INCH	mm	INCH	INCH	mm
HYD 10171-4X6+	1/4 x 18	-4	3/8	-6	2.27	58	3/4	1.38	35
HYD 10171-6X6	3/8 x 18	-6	3/8	-6	2.36	60	3/4	1.47	37
HYD 10171-8X8	1/2 x 14	-8	1/2	-8	2.82	72	7/8	1.63	41
HYD 10171-8X10+	1/2 x 14	-8	5/8	-10	2.93	74	15/16	1.69	43
HYD 10171-12X8	3/4 x 14	-12	1/2	-8	2.67	68	1 1/16	1.47	37
HYD 10171-12X12	3/4 x 14	-12	3/4	-12	3.08	78	1 1/16	1.71	43
HYD 10171-16X12	1 x 11 1/2	-16	3/4	-12	3.08	78	1 3/8	1.72	44
HYD 10171-12X16+	3/4 x 14	-12	1	-16	3.45	88	1 3/8	1.80	46
HYD 10171-16X16	1 x 11 1/2	-16	1	-16	3.63	92	1 3/8	2.04	52
HYD 10171-20X16	1 1/4 x 11 1/2	-20	1	-16	3.49	89	1 11/16	1.90	48
HYD 10171-20X20	1 1/4 x 11 1/2	-20	1 1/4	-20	4.06	103	1 11/16	2.39	61
HYD 10171-24X20	1 1/2 x 11 1/2	-24	1 1/4	-20	3.77	96	2	2.10	53
HYD 10171-24X24	1 1/2 x 11 1/2	-24	1 1/2	-24	4.32	110	2	2.19	56
HYD 10171-32X32	2 x 11 1/2	-32	2	-32	4.66	118	2 1/2	2.52	64

10571 MALE O-RING STRAIGHT THREAD


PART NO.	THREAD		HOSE SIZE		A		H	B		
	INCH		INCH		INCH	mm	INCH	INCH	mm	
HYD 10571-6X8+	3/8	9/16 x 18	-6	1/2	-8	2.30	58	13/16	1.11	28
HYD 10571-8X8	1/2	3/4 x 16	-8	1/2	-8	2.44	62	7/8	1.25	32
HYD 10571-10X8	5/8	7/8 x 14	-10	1/2	-8	2.34	59	1	1.14	29
HYD 10571-10X10+	5/8	7/8 x 14	-10	5/8	-10	2.67	68	1	1.43	36
HYD 10571-10X12+	5/8	7/8 x 14	-10	3/4	-12	2.77	70	1 1/4	1.40	36
HYD 10571-12X12	3/4	1 1/16 x 12	-12	3/4	-12	2.79	71	1 1/4	1.43	36
HYD 10571-16X16	1	1 5/16 x 12	-16	1	-16	3.42	87	1 1/2	1.77	45
HYD 10571-20X20	1 1/4	1 5/8 x 12	-20	1 1/4	-20	3.67	93	1 7/8	2.00	51

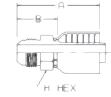
Note: O-Ring not compatible with Phosphate Ester Fluids.

+ Non-Standard

Parker 71 SERIES PARKRIMP FITTINGS

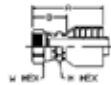
Use with 77C, 772 and 774 hoses.

10371 MALE JIC 37°



PART NO.	THREAD			HOSE SIZE		A		H	B	
	INCH			INCH		INCH	mm	INCH	INCH	mm
HYD 10371-4X6+	1/4	7/16 x 20	-4	3/8	-6	2.25	57	3/4	1.36	35
HYD 10371-5X6+	5/16	1/2 x 20	-5	3/8	-6	2.25	57	3/4	1.36	35
HYD 10371-6X6	3/8	9/16 x 18	-6	3/8	-6	2.44	62	3/4	1.55	39
HYD 10371-8X6	1/2	3/4 x 16	-8	3/8	-6	2.29	58	7/8	1.40	36
HYD 10371-8X8	1/2	3/4 x 16	-8	1/2	-8	2.66	68	7/8	1.47	37
HYD 10371-10X8	5/8	7/8 x 14	-10	1/2	-8	2.60	66	15/16	1.41	36
HYD 10371-10X10+	5/8	7/8 x 14	-10	5/8	-10	2.93	74	15/16	1.69	43
HYD 10371-12X12	3/4	1 1/16 x 12	-12	3/4	-12	3.18	81	1 1/8	1.81	46

10671 FEMALE JIC 37° SWIVEL



PART NO.	THREAD			HOSE SIZE		A		H	W	B	
	INCH			INCH		INCH	mm	INCH	INCH	INCH	mm
HYD 10671-6X6	3/8	9/16 x 18	-6	3/8	-6	2.28	58	11/16	11/16	1.39	35
HYD 10671-8X6	1/2	3/4 x 16	-8	3/8	-6	2.47	63	11/16	7/8	1.58	40
HYD 10671-8X8	1/2	3/4 x 16	-8	1/2	-8	2.61	66	13/16	7/8	1.41	36
HYD 10671-8X8*	1/2	3/4 x 16	-8	1/2	-8	2.61	66	13/16	7/8	1.41	36
HYD 10671-10X8	5/8	7/8 x 14	-10	1/2	-8	2.84	72	7/8	1	1.64	42
HYD 10671-12X8	3/4	1 1/16 x 12	-12	1/2	-8	2.75	70	1 1/16	1 1/4	1.58	40
HYD 10671-12X12	3/4	1 1/16 x 12	-12	3/4	-12	2.96	75	1 1/16	1 1/4	1.60	41
HYD 10671-12X12*	3/4	1 1/16 x 12	-12	3/4	-12	2.96	75	1 1/16	1 1/4	1.60	41
HYD 10671-14X12	7/8	1 3/16 x 12	-14	3/4	-12	3.01	76	1 1/4	1 3/8	1.61	41
HYD 10671-16X12	1	1 5/16 x 12	-16	3/4	-12	3.28	83	1 1/4	1 1/2	1.92	49
HYD 10671-12X16	3/4	1 1/16 x 12	-12	1	-16	3.28	83	1 3/8	1 1/4	1.67	42
HYD 10671-16X16	1	1 5/16 x 12	-16	1	-16	3.60	91	1 3/8	1 1/2	2.01	51
HYD 10671-16X16*	1	1 5/16 x 12	-16	1	-16	3.60	91	1 3/8	1 1/2	2.01	51
HYD 10671-20X16	1 1/4	1 5/8 x 12	-20	1	-16	3.80	97	1 5/8	2	2.21	56
HYD 10671-16X20+	1	1 5/8 x 12	-16	1 1/4	-20	3.79	96	1 7/8	2	3.81	97
HYD 10671-20X20	1 1/4	1 5/8 x 12	-20	1 1/4	-20	3.92	100	1 7/8	2	2.25	57
HYD 10671-20X20*	1 1/4	1 5/8 x 12	-20	1 1/4	-20	3.92	100	1 7/8	2	2.25	57
HYD 10671-24X20*	1 1/2	1 7/8 x 12	-24	1 1/4	-20	4.10	104	2 1/8	2 1/4	2.43	62
HYD 10671-24X24	1 1/2	1 7/8 x 12	-24	1 1/2	-24	4.69	119	2 1/8	2 1/4	2.50	64
HYD 10671-24X24*	1 1/2	1 7/8 x 12	-24	1 1/2	-24	4.69	119	2 1/8	2 1/4	2.50	64
HYD 10671-32X24+	2	2 1/2 x 12	-32	1 1/2	-24	5.46	139	2 1/2	2 7/8	3.02	77
HYD 10671-32X32	2	2 1/2 x 12	-32	2	-32	5.34	136	2 1/2	2 7/8	3.19	81

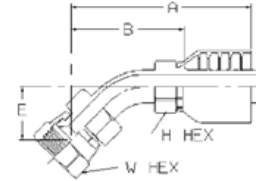
*Also available in 316 Stainless Steel. Use "C" suffix after part number. Stainless Steel fittings must be crimped with Karrykrimp 2, Superkrimp or Parkrimp 2.

^ Must be assembled with Die Part Number 83C-D20H.

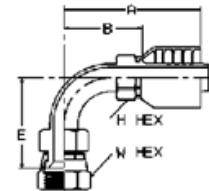
+ Non-Standard


71 SERIES PARKRIMP FITTINGS

Use with 77C, 772 and 774 hoses.

13771 FEMALE JIC 37° SWIVEL, 45° ELBOW

PART NO.	THREAD			HOSE SIZE		A		E		H	W	B	
	INCH	INCH	INCH	INCH	INCH	INCH	mm	INCH	mm	INCH	INCH	INCH	mm
HYD 13771-6X6	3/8	9/16 x 18	-6	3/8	-6	2.41	61	0.39	10	11/16	11/16	1.52	39
HYD 13771-8X8	1/2	3/4 x 16	-8	1/2	-8	2.87	73	0.55	14	13/16	7/8	1.67	42
HYD 13771-10X8	5/8	7/8 x 14	-10	1/2	-8	3.04	77	0.64	16	13/16	1	1.84	47
HYD 13771-12X10+	3/4	1 1/16 x 12	-12	5/8	-10	3.00	76	1.22	31	1 1/16	1 1/4	2.12	54
HYD 13771-12X12	3/4	1 1/16 x 12	-12	3/4	-12	4.15	105	1.22	31	1 1/16	1 1/4	2.79	71
HYD 13771-16X16	1	1 5/16 x 12	-16	1	-16	4.90	124	1.44	37	1 5/16	1 1/2	3.31	84
HYD 13771-20-20	1 1/4	1 5/8 x 12	-20	1 1/4	-20	5.54	141	1.69	43	1 3/4	2	3.87	98

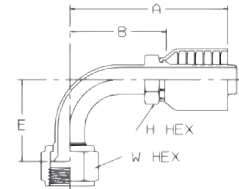
13971 FEMALE JIC 37° SWIVEL, 90° ELBOW

PART NO.	THREAD			HOSE SIZE		A		E		H	W	B	
	INCH	INCH	INCH	INCH	INCH	INCH	mm	INCH	mm	INCH	INCH	INCH	mm
HYD 13971-6X6	3/8	9/16 x 18	-6	3/8	-6	2.29	58	0.85	22	11/16	11/16	1.40	36
HYD 13971-8X6+	1/2	3/4 x 16	-8	3/8	-6	2.51	64	1.09	28	11/16	11/16	1.62	41
HYD 13971-8X8	1/2	3/4 x 16	-8	1/2	-8	2.64	67	1.09	28	13/16	13/16	1.44	37
HYD 13971-10X8	5/8	7/8 x 14	-10	1/2	-8	2.90	74	1.24	31	13/16	13/16	1.71	43
HYD 13971-12X10+	3/4	1 1/16 x 12	-12	5/8	-10	3.77	96	2.44	62	1 1/16	1 1/4	2.52	64
HYD 13971-12X12	3/4	1 1/16 x 12	-12	3/4	-12	3.62	92	2.44	62	1 1/16	1 1/4	2.26	57
HYD 13971-12X16+	3/4	1 1/16 x 12	-12	1	-16	4.00	102	2.44	62	1 5/16	1 1/4	2.35	60
HYD 13971-16X16	1	1 5/16 x 12	-16	1	-16	4.32	110	2.93	74	1 3/8	1 1/2	2.73	69
HYD 13971-20X20	1 1/4	1 5/8 x 12	-20	1 1/4	-20	4.78	121	3.33	85	1 3/4	2	3.11	79
HYD 13971-24X24+	1 1/2	1 7/8 x 12	-24	1 1/2	-24	5.74	146	3.97	101	1 7/8	2 1/2	3.61	92

Parker 71 SERIES PARKRIMP FITTINGS

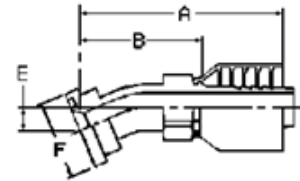
Use with 77C, 772 and 774 hoses.

1L971 FEMALE JIC 37° SWIVEL, 90° ELBOW (MEDIUM)



PART NO.	THREAD			HOSE SIZE		A		E		H	W	B	
	INCH			INCH		INCH	mm	INCH	mm	INCH	INCH	INCH	mm
HYD 1L971-10X8	5/8	7/8 x 14	-10	1/2	-8	3.24	82	1.75	44	13/16	1	2.04	52

11671 SAE CODE 61 FLANGE, 22 1/2° ELBOW



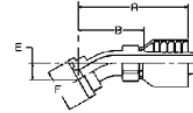
PART NO.	FLANGE		HOSE SIZE		A		E		F	B	
	INCH		INCH		INCH	mm	INCH	mm	INCH	INCH	mm
HYD 11671-12X12	3/4	-12	3/4	-12	3.90	99	0.44	11	1 1/2	2.54	65
HYD 11671-16X12	1	-16	3/4	-12	3.89	99	0.44	11	1 3/4	2.53	64
HYD 11671-16X16	1	-16	1	-16	4.26	108	0.44	11	1 3/4	2.67	68
HYD 11671-20X16	1 1/4	-20	1	-16	4.26	108	0.47	12	2	2.67	68
HYD 11671-20X20	1 1/4	-20	1 1/4	-20	4.67	119	0.50	13	2	3.00	76
HYD 11671-24X20 ^	1 1/2	-24	1 1/4	-20	4.68	119	0.53	13	2 3/8	3.01	76
HYD 11671-24X24	1 1/2	-24	1 1/2	-24	5.88	149	0.63	16	2 3/8	3.69	94
HYD 11671-32X24+	2	-32	1 1/2	-24	6.23	158	0.71	18	2 13/16	4.04	103
HYD 11671-32X32	2	-32	2	-32	7.30	185	0.88	22	2 13/16	5.15	131
HYD 11671-40X32	2 1/2	-40	2	-32	7.29	185	0.88	22	3 5/16	5.14	131

Note: Flange kits and O-Rings listed on page 142-143.

^ Must be assembled with Die Part Number 83C-D20H.

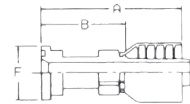

71 SERIES PARKRIMP FITTINGS

Use with 77C, 772 and 774 hoses.

12671 SAE CODE 61 FLANGE, 30° ELBOW

PART NO.	FLANGE		HOSE SIZE		A		E		F	B	
	INCH	INCH	INCH	INCH	INCH	mm	INCH	mm	INCH	INCH	mm
HYD 12671-12X12	3/4	-12	3/4	-12	3.85	98	0.58	15	1 1/2	2.49	63
HYD 12671-16X16	1	-16	1	-16	4.37	111	0.62	16	1 3/4	2.78	71
HYD 12671-20X16	1 1/4	-20	1	-16	4.37	111	0.62	16	2	2.78	71
HYD 12671-20X20	1 1/4	-20	1 1/4	-20	4.85	123	0.72	18	2	3.18	81
HYD 12671-24X20+	1 1/2	-24	1 1/4	-20	5.16	131	0.80	20	2 3/8	3.47	88
HYD 12671-24X24	1 1/2	-24	1 1/2	-24	6.00	152	0.88	22	2 3/8	3.84	98
HYD 12671-32X24	2	-32	1 1/2	-24	5.96	151	0.88	22	2 13/16	3.80	97
HYD 12671-32X32	2	-32	2	-32	7.54	192	1.25	32	2 13/16	5.39	137

Note: Flange kits and O-Rings listed on page 142-143.

11571 SAE CODE 61 FLANGE, STRAIGHT

PART NO.	FLANGE		HOSE SIZE		A		F	B	
	INCH	INCH	INCH	INCH	INCH	mm	INCH	INCH	mm
HYD 11571-8X8	1/2	-8	1/2	-8	3.33	85	1 13/16	1.98	50
HYD 11571-12X8	3/4	-12	1/2	-8	3.36	85	1 1/2	2.16	55
HYD 11571-12X10	3/4	-12	5/8	-10	4.50	114	1 1/2	3.26	83
HYD 11571-12X12	3/4	-12	3/4	-12	3.90	99	1 1/2	2.54	65
HYD 11571-16X12	1	-16	3/4	-12	3.89	99	1 3/4	2.53	64
HYD 11571-20X12	1 1/4	-20	3/4	-12	3.90	99	2	2.54	65
HYD 11571-16X16	1	-16	1	-16	4.42	112	1 3/4	2.77	70
HYD 11571-20X16	1 1/4	-20	1	-16	4.36	111	2	2.77	70
HYD 11571-24X16 ^ ^	1 1/2	-24	1	-16	4.38	111	2 3/8	2.79	71
HYD 11571-16X20+	1	-16	1 1/4	-20	5.39	137	1 3/4	3.72	94
HYD 11571-20X20	1 1/4	-20	1 1/4	-20	4.75	121	2	3.08	78
HYD 11571-24X20 ^	1 1/2	-24	1 1/4	-20	4.78	121	2 3/8	3.11	79
HYD 11571-32X20	2	-32	1 1/4	-20	4.75	121	2 13/16	3.08	78
HYD 11571-20X24+	1 1/4	-20	1 1/2	-24	5.57	141	2	3.45	88
HYD 11571-24X24	1 1/2	-24	1 1/2	-24	5.50	140	2 3/8	3.31	84
HYD 11571-32X24	2	-32	1 1/2	-24	5.50	140	2 13/16	3.31	84
HYD 11571-24X32	1 1/2	-24	2	-32	5.68	144	2 3/8	3.53	90
HYD 11571-32X32	2	-32	2	-32	5.84	148	2 13/16	3.69	94
HYD 11571-40X32	2 1/2	-40	2	-32	5.84	148	3 5/16	3.69	94

Note: Flange kits and O-Rings listed on page 142-143.

^ Must be assembled with Die Part Number 83C-D20H.

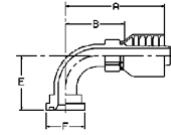
^ ^ Must be assembled with Die Part Number 83C-D16H.

+ Non-Standard

Parker 71 SERIES PARKRIMP FITTINGS

Use with 77C, 772 and 774 hoses.

11971 SAE CODE 61 FLANGE, 90° ELBOW



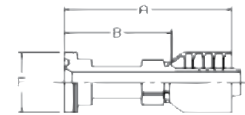
PART NO.	FLANGE		HOSE SIZE		A		E		F	B	
	INCH		INCH		INCH	mm	INCH	mm	INCH	INCH	mm
HYD 11971-8X8	1/2	-8	1/2	-8	2.61	66	1.62	41	1 3/16	1.41	36
HYD 11971-12X8	3/4	-12	1/2	-8	2.68	68	1.68	43	1 3/16	1.48	38
HYD 11971-12X10	3/4	-12	5/8	-10	2.96	75	1.43	36	1 1/2	1.71	43
HYD 11971-12X12	3/4	-12	3/4	-12	3.82	97	2.13	54	1 1/2	2.46	62
HYD 11971-16X12	1	-16	3/4	-12	3.82	97	2.13	54	1 3/4	2.46	62
HYD 11971-20X12	1 1/4	-20	3/4	-12	3.81	97	2.13	54	2	2.45	62
HYD 11971-16X16	1	-16	1	-16	4.43	113	2.38	60	1 3/4	2.84	72
HYD 11971-20X16 ^ ^	1 1/4	-20	1	-16	4.43	113	2.38	60	2	2.84	72
HYD 11971-24X16	1 1/2	-24	1	-16	4.43	113	2.38	60	2 3/8	2.84	72
HYD 11971-16X20	1	-16	1 1/4	-20	4.35	110	2.38	60	1 3/4	2.86	73
HYD 11971-20X20	1 1/4	-20	1 1/4	-20	4.78	121	2.62	67	2	3.11	79
HYD 11971-24X20 ^	1 1/2	-24	1 1/4	-20	4.78	121	2.64	67	2 3/8	3.11	79
HYD 11971-20X24+	1 1/4	-20	1 1/2	-24	6.14	156	3.00	76	2	4.01	102
HYD 11971-24X24	1 1/2	-24	1 1/2	-24	5.84	148	3.12	79	2 3/8	3.66	93
HYD 11971-32X24	2	-32	1 1/2	-24	5.83	148	3.12	79	2 13/16	3.64	92
HYD 11971-24X32	1 1/2	-24	2	-32	6.02	153	3.10	79	2 3/8	3.87	98
HYD 11971-32X32	2	-32	2	-32	7.38	187	4.50	114	2 13/16	5.23	133
HYD 11971-40X32	2 1/2	-40	2	-32	7.38	187	4.50	114	3 5/16	5.23	133

Note: Flange kits and O-Rings listed on page 142-143.

^ Must be assembled with Die Part Number 83C-D20H.

^^ Must be assembled with Die Part Number 83C-D16H.

16A71 SAE CODE 62 FLANGE, STRAIGHT



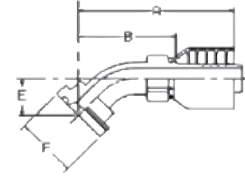
PART NO.	FLANGE		HOSE SIZE		A		F	B	
	INCH		INCH		INCH	mm	INCH	INCH	mm
HYD 16A71-12X10+	3/4	-12	5/8	-10	4.50	114	1 5/8	3.26	83
HYD 16A71-12X12	3/4	-12	3/4	-12	4.28	109	1 5/8	2.92	74
HYD 16A71-16X12	1	-16	3/4	-12	4.28	109	1 7/8	2.92	74
HYD 16A71-16X16	1	-16	1	-16	4.96	126	1 7/8	3.37	86
HYD 16A71-20X16	1 1/4	-20	1	-16	4.96	126	2 1/8	3.37	86
HYD 16A71-20X20	1 1/4	-20	1 1/4	-20	5.07	129	2 1/8	3.40	86
HYD 16A71-24X24	1 1/2	-24	1 1/2	-24	6.40	163	2 1/2	4.21	107
HYD 16A71-32X32	2	-32	2	-32	7.37	187	3 1/8	5.22	133

Note: Flange kits and O-Rings listed on page 142-143.

+ Non-Standard

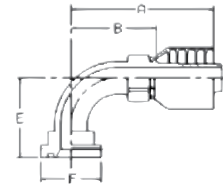

71 SERIES PARKRIMP FITTINGS

Use with 77C, 772 and 774 hoses.

16F71 SAE CODE 62 FLANGE, 45° ELBOW


PART NO.	FLANGE		HOSE SIZE		A		E		F	B	
	INCH		INCH		INCH	mm	INCH	mm	INCH	INCH	mm
HYD 16F71-12X8+	3/4	-12	1/2	-8	3.49	89	1.01	26	1 5/8	2.37	60
HYD 16F71-12X12	3/4	-12	3/4	-12	4.11	104	1.00	25	1 5/8	2.75	70
HYD 16F71-16X16	1	-16	1	-16	4.61	117	1.06	27	1 7/8	3.02	77
HYD 16F71-20X20	1 1/4	-20	1 1/4	-20	5.04	128	1.19	30	2 1/8	3.37	86
HYD 16F71-24X24	1 1/2	-24	1 1/2	-24	6.19	157	1.44	37	2 1/2	4.00	102
HYD 16F71-32X32	2	-32	2	-32	7.81	198	2.05	52	3 1/8	5.67	144

Note: Flange kits and O-Rings listed on page 142-143.

16N71 SAE CODE 62 FLANGE, 90° ELBOW


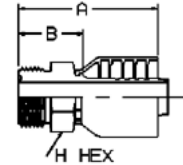
PART NO.	FLANGE		HOSE SIZE		A		E		F	B	
	INCH		INCH		INCH	mm	INCH	mm	INCH	INCH	mm
HYD 16N71-12X8+	3/4	-12	1/2	-8	2.72	69	2.46	62	1 5/8	1.73	44
HYD 16N71-12X12	3/4	-12	3/4	-12	3.82	97	2.13	54	1 5/8	2.46	62
HYD 16N71-16X12	1	-16	3/4	-12	3.84	98	2.13	54	1 7/8	2.48	63
HYD 16N71-16X16	1	-16	1	-16	4.44	113	2.38	60	1 7/8	2.85	72
HYD 16N71-20X16	1 1/4	-20	1	-16	4.43	113	2.38	60	2 1/8	2.84	72
HYD 16N71-20X20	1 1/4	-20	1 1/4	-20	4.78	121	2.62	67	2 1/8	3.11	79
HYD 16N71-24X24	1 1/2	-24	1 1/2	-24	5.83	148	3.12	79	2 1/2	3.64	92
HYD 16N71-32X32	2	-32	2	-32	7.41	188	4.50	114	3 1/8	5.26	134

Note: Flange kits and O-Rings listed on page 142-143.

Parker 71 SERIES PARKRIMP FITTINGS

Use with 77C, 772 and 774 hoses.

1JM71 MALE SEAL-LOK®, STRAIGHT O-RING FACE SEAL WITHOUT O-RING

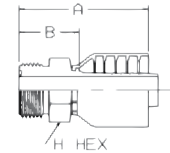


PART NO.	THREAD			HOSE SIZE		A		H	B	
	INCH			INCH		INCH	mm	INCH	INCH	mm
HYD 1JM71-8X8	1/2	1 ³ / ₁₆ x 16	-8	1/2	-8	2.40	61	7/8	1.20	30
HYD 1JM71-12X12	3/4	1 ³ / ₁₆ x 16	-12	3/4	-12	2.87	73	1 1/4	1.51	38
HYD 1JM71-16X16	1	1 ⁷ / ₁₆ x 12	-16	1	-16	3.27	83	1 1/2	1.68	43
HYD 1JM71-20X20	1 1/4	1 ¹¹ / ₁₆ x 12	-20	1 1/4	-20	3.31	84	1 3/4	1.64	42
HYD 1JM71-24X24	1 1/2	2 x 12	-24	1 1/2	-24	4.02	102	2 1/8	1.83	46

Note: O-Rings are listed on page 143.

Note: Part number 1J071 is 1JM71 with Nitrile O-Ring.

1J071 MALE SEAL-LOK®, STRAIGHT O-RING FACE SEAL WITH O-RING



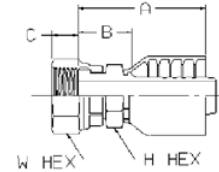
PART NO.	THREAD			HOSE SIZE		A		H	B	
	INCH			INCH		INCH	mm	INCH	INCH	mm
HYD 1J071-8X8	1/2	1 ³ / ₁₆ x 16	-8	1/2	-8	2.40	61	7/8	1.20	30
HYD 1J071-12X12	3/4	1 ³ / ₁₆ x 16	-12	3/4	-12	2.87	73	1 1/4	1.51	38
HYD 1J071-16X16	1	1 ⁷ / ₁₆ x 12	-16	1	-16	3.27	83	1 1/2	1.68	43
HYD 1J071-20X20	1 1/4	1 ¹¹ / ₁₆ x 12	-20	1 1/4	-20	3.31	84	1 3/4	1.64	42
HYD 1J071-24X24	1 1/2	2 x 12	-24	1 1/2	-24	4.02	102	2 1/8	1.83	46

Note: O-Rings are listed on page 143.

Note: Part number 1JM71 is 1J071 without Nitrile O-Ring.


71 SERIES PARKRIMP FITTINGS

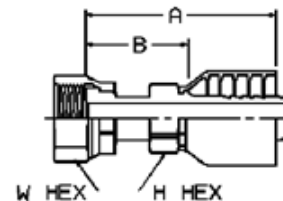
Use with 77C, 772 and 774 hoses.

1JC71 FEMALE SEAL-LOK® SWIVEL, STRAIGHT O-RING FACE SEAL


PART NO.	THREAD			HOSE SIZE		A		C		H	W	B	
	INCH	INCH	INCH	INCH	INCH	INCH	mm	INCH	mm	INCH	INCH	INCH	mm
HYD 1JC71-10X10	5/8	1 x 14	-10	5/8	-10	2.58	66	0.53	13	15/16	1 1/8	1.12	28
HYD 1JC71-12X12	3/4	1 3/16 x 12	-12	3/4	-12	2.68	68	0.57	14	1 1/8	1 3/8	1.30	33
HYD 1JC71-16X16	1	1 7/16 x 12	-16	1	-16	3.02	77	0.58	15	1 3/8	1 5/8	1.54	39

Note: O-Rings are listed on page 143.

Note: When measuring overall length to end of nut, B + C must be used to calculate cut-off allowance.

1JS71 FEMALE SEAL-LOK® SWIVEL, STRAIGHT (LONG) O-RING FACE SEAL


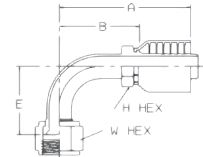
PART NO.	THREAD			HOSE SIZE		A		H	W	B	
	INCH	INCH	INCH	INCH	INCH	INCH	mm	INCH	INCH	INCH	mm
HYD 1JS71-6X6	3/8	11/16 x 16	-6	3/8	-6	2.27	58	11/16	13/16	1.38	35
HYD 1JS71-8X8	1/2	13/16 x 16	-8	1/2	-8	2.64	67	13/16	15/16	1.44	37
HYD 1JS71-10X8	5/8	1 x 14	-10	1/2	-8	2.89	23	13/16	1 1/8	1.69	43
HYD 1JS71-10X10	5/8	1 x 14	-10	5/8	-10	3.07	78	15/16	1 1/8	1.75	44
HYD 1JS71-10X12	5/8	1 x 14	-10	3/4	-12	3.09	78	1 1/16	1 1/8	1.72	44
HYD 1JS71-12X12	3/4	1 3/16 x 12	-12	3/4	-12	3.36	85	1 1/16	1 3/8	2.00	51
HYD 1JS71-16X12	1	1 7/16 x 12	-16	3/4	-12	3.52	89	1 5/16	1 5/8	2.16	55
HYD 1JS71-16X16	1	1 7/16 x 12	-16	1	-16	3.82	97	1 5/16	1 5/8	2.23	57
HYD 1JS71-20X20	1 1/4	1 11/16 x 12	-20	1 1/4	-20	3.96	101	1 3/4	1 7/8	2.29	58
HYD 1JS71-24X24	1 1/2	2 x 12	-24	1 1/2	-24	4.62	117	1 7/8	2 1/4	2.43	62

Note: O-Rings are listed on page 143.

Parker 71 SERIES PARKRIMP FITTINGS

Use with 77C, 772 and 774 hoses.

1J971 FEMALE SEAL-LOK® SWIVEL, 90° ELBOW (SHORT) O-RING FACE SEAL



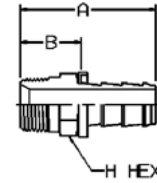
PART NO.	THREAD			HOSE SIZE		A		E		H	W	B	
	INCH	INCH	INCH	INCH	INCH	INCH	mm	INCH	mm	INCH	INCH	INCH	mm
HYD 1J971-4X6	1/4	9/16 x 18	-4	3/8	-6	2.33	59	0.82	21	11/16	11/16	1.44	37
HYD 1J971-6X6	3/8	11/16 x 16	-6	3/8	-6	2.29	58	0.90	23	11/16	13/16	1.40	36
HYD 1J971-8X8	1/2	13/16 x 16	-8	1/2	-8	2.63	67	1.15	29	13/16	15/16	1.43	36
HYD 1J971-10X8	5/8	1 x 14	-10	1/2	-8	2.87	73	1.27	32	13/16	1 1/8	1.66	42
HYD 1J971-12X8	3/4	1 3/16 x 12	-12	1/2	-8	2.89	73	1.88	48	13/16	1 3/8	1.68	43
HYD 1J971-10X10	5/8	1 x 14	-10	5/8	-10	2.97	75	1.27	32	15/16	1 1/8	1.73	44
HYD 1J971-10X12	5/8	1 x 14	-10	3/4	-12	3.07	78	1.27	32	1 1/16	1 1/8	1.70	43
HYD 1J971-12X10	3/4	13/16 x 12	-12	5/8	-10	3.00	76	1.88	48	1 1/16	1 3/8	1.75	44
HYD 1J971-12X12	3/4	1 3/16 x 12	-12	3/4	-12	3.62	92	1.88	48	1 1/16	1 3/8	2.26	57
HYD 1J971-16X16	1	1 7/16 x 12	-16	1	-16	4.30	109	2.21	56	1 5/16	1 5/8	2.71	69
HYD 1J971-20X20	1 1/4	1 11/16 x 12	-20	1 1/4	-20	4.86	123	2.51	64	1 3/4	1 7/8	3.19	81
HYD 1J971-24X24	1 1/2	2 x 12	-24	1 1/2	-24	6.22	158	2.70	69	1 7/8	2 1/4	4.03	102

Note: O-Rings are listed on page 143.

82 SERIES REUSABLE FITTINGS

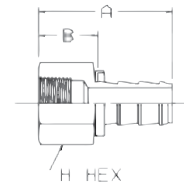
Use with 801, 821, 821FR, 831 and 836 hoses.

30182 MALE NPTF PIPE



PART NO.	PIPE THREAD		HOSE SIZE		A		H	B	
	INCH		INCH		INCH	mm	INCH	INCH	mm
HYD 30182-2X4***	1/8 x 27	-2	1/4	-4	1.39	35	7/16	0.63	16
HYD 30182-4X4***	1/4 x 18	-4	1/4	-4	1.57	40	9/16	0.82	21
HYD 30182-6X4**+	3/8 x 18	-6	1/4	-4	1.64	42	11/16	0.88	22
HYD 30182-8X4+	1/2 x 14	-8	1/4	-4	1.89	48	7/8	1.13	29
HYD 30182-2X6+	1/8 x 27	-2	3/8	-6	1.53	39	1/2	0.63	16
HYD 30182-4X6**	1/4 x 18	-4	3/8	-6	1.78	45	9/16	0.88	22
HYD 30182-6X6***	3/8 x 18	-6	3/8	-6	1.78	45	11/16	0.88	22
HYD 30182-8X6**+	1/2 x 14	-8	3/8	-6	2.03	52	7/8	1.13	29
HYD 30182-4X8+	1/4 x 18	-4	1/2	-8	1.93	49	5/8	0.88	22
HYD 30182-6X8**	3/8 x 18	-6	1/2	-8	1.93	49	11/16	0.88	22
HYD 30182-8X8***	1/2 x 14	-8	1/2	-8	2.18	55	7/8	1.13	29
HYD 30182-12X8**	3/4 x 14	-12	1/2	-8	2.21	56	1 1/16	1.16	29
HYD 30182-8X10**+	1/2 x 14	-8	5/8	-10	2.58	66	7/8	1.13	29
HYD 30182-12X10+	3/4 x 14	-12	5/8	-10	2.61	66	1 1/16	1.16	29
HYD 30182-8X12**+	1/2 x 14	-8	3/4	-12	2.61	66	7/8	1.16	29
HYD 30182-12X12**	3/4 x 14	-12	3/4	-12	2.61	66	1 1/16	1.16	29

30282 FEMALE NPTF PIPE



PART NO.	PIPE THREAD		HOSE SIZE		A		H	B	
	INCH		INCH		INCH	mm	INCH	INCH	mm
HYD 30282-2X4B+	1/8 x 27	-2	1/4	-4	1.57	40	3/4	0.81	21
HYD 30282-4X4**	1/4 x 18	-4	1/4	-4	1.56	40	3/4	0.81	21
HYD 30282-4X6B+	1/4 x 18	-4	3/8	-6	1.75	44	3/4	0.85	22
HYD 30282-6X6B	3/8 x 18	-6	3/8	-6	1.82	46	7/8	0.92	23
HYD 30282-8X8B	1/2 x 14	-8	1/2	-8	2.16	55	1 1/16	1.11	28
HYD 30282-12X10+	3/4 x 14	-12	5/8	-10	2.59	66	1 3/8	1.09	28

**Also available in Brass. Use "B" suffix after part number. Example: 30182-8X8B.

***Also available in Brass and 316 Stainless Steel. Use "B" suffix for Brass and "C" suffix for 316 Stainless Steel after part number.

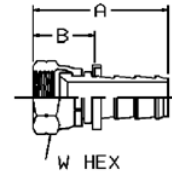
Examples: 30182-8X8B and 30182-8X8C.

+ Non-Standard

Parker 82 SERIES REUSABLE FITTINGS

Use with 801, 821, 821FR, 831 and 836 hoses.

30882 FEMALE SAE 45° SWIVEL



PART NO.	THREAD			HOSE SIZE		A		W	B	
	INCH			INCH		INCH	mm	mm	INCH	mm
HYD 30882-4X4~**	1/4	7/16 x 20	-4	1/4	-4	1.52	39	9/16	0.76	19
HYD 30882-5X4~**	5/16	1/2 x 20	-5	1/4	-4	1.58	40	5/8	0.83	21
HYD 30882-6X6**	3/8	5/8 x 18	-6	3/8	-6	1.81	46	3/4	0.90	23
HYD 30882-8X6B~	1/2	3/4 x 16	-8	3/8	-6	1.86	47	7/8	0.96	24
HYD 30882-6X8+	3/8	5/8 x 18	-6	1/2	-8	1.96	50	3/4	0.90	23
HYD 30882-8X8~**	1/2	3/4 x 16	-8	1/2	-8	2.01	51	7/8	0.98	25
HYD 30882-10X8B~	5/8	7/8 x 14	-10	1/2	-8	2.14	54	1	1.09	28
HYD 30882-10X10~**	5/8	7/8 x 14	-10	5/8	-10	2.54	65	1	1.09	28
HYD 30882-12X12**	3/4	1 1/16 x 14	-12	3/4	-12	2.65	67	1 1/4	1.19	30

~These 30882 fittings contain a dual seat that accepts both the JIC (37°) and SAE (45°) male configurations. The -6 and -12 SAE (45°) swivel fittings are shown under part number 30682.

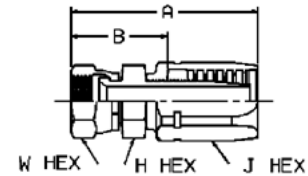
**Also available in Brass. Use "B" suffix after part number. Example: 30182-8X8B.

***Also available in Brass and 316 Stainless Steel. Use "B" suffix for Brass and "C" suffix for 316 Stainless Steel after part number. Examples: 30182-8X8B and 30182-8X8C.

+ Non-Standard


34 SERIES REUSABLE FITTINGS

Use with 341 hose.

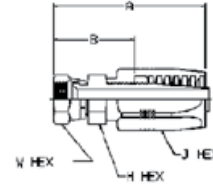
20634 FEMALE JIC 37° SWIVEL

PART NO.	STRAIGHT THREAD			HOSE SIZE		A		H	J	W	B	
	INCH	INCH	INCH	INCH	INCH	INCH	mm	INCH	INCH	INCH	INCH	mm
HYD 20634-4X6+	1/4	7/16 x 20	-4	3/8	-6	2.70	69	1	1	1	2.70	69
HYD 20634-5X6+	5/16	1/2 x 20	-5	3/8	-6	2.77	70	3/4	1	5/8	1.41	36
HYD 20634-6X6	3/8	9/16 x 18	-6	3/8	-6	2.79	71	11/16	1	11/16	1.43	36
HYD 20634-8X6	1/2	3/4 x 16	-8	3/8	-6	2.90	74	7/8	1	7/8	1.54	39
HYD 20634-8X8	1/2	3/4 x 16	-8	1/2	-8	3.24	82	7/8	1 1/8	7/8	1.73	44
HYD 20634-10X8	5/8	7/8 x 14	-10	1/2	-8	3.35	85	1	1 1/8	1	1.84	47
HYD 20634-12X8	3/4	1 1/16 x 12	-12	1/2	-8	3.52	89	1 1/4	1 1/8	1 1/4	2.01	51
HYD 20634-10X12	5/8	7/8 x 14	-10	3/4	-12	3.60	91	1 1/8	1 7/16	1	1.91	49
HYD 20634-12X12	3/4	1 1/16 x 12	-12	3/4	-12	3.70	94	1 1/4	1 7/16	1 1/4	2.01	51
HYD 20634-14X12	7/8	1 3/16 x 12	-14	3/4	-12	3.70	94	1 3/8	1 7/16	1 3/8	2.01	51
HYD 20634-16X12	1	1 5/16 x 12	-16	3/4	-12	3.78	96	1 1/2	1 7/16	1 1/2	2.09	53
HYD 20634-14X16+	7/8	1 3/16 x 12	-14	1	-16	3.90	99	1 3/8	1 7/8	1 3/8	2.00	51
HYD 20634-16X16	1	1 5/16 x 12	-16	1	-16	4.00	102	1 1/2	1 7/8	1 1/2	2.09	53
HYD 20634-20X16	1 1/4	1 5/8 x 12	-20	1	-16	4.21	107	2	1 7/8	2	2.31	59

Parker 74 SERIES REUSABLE FITTINGS

Use with 741 hose.

20674 FEMALE JIC 37° SWIVEL



PART NO.	STRAIGHT THREAD			HOSE SIZE		A		H	J	W	B	
	INCH			INCH		INCH	mm	INCH	INCH	INCH	INCH	mm
HYD 20674-12X12	3/4	1 1/16 x 12	-12	3/4	-12	4.50	114	1 1/4	1 5/8	1 1/4	2.45	62
HYD 20674-16X16	1	1 5/16 x 12	-16	1	-16	4.88	124	1 1/2	2	1 1/2	2.60	66
HYD 20674-24X24+	1 1/2	1 7/8 x 12	-24	1 1/2	-24	7.46	189	2 1/4	2 7/8	2 1/4	3.75	95

**PARKRIMP
FITTINGS**
43 Series (pages 3-40)
71 Series (pages 72-81)

**REUSABLE
FITTINGS**
20 Series (pages 65-71)
30 Series (pages 41-59)
34 Series (page 84)
42 Series (pages 60-64)
74 Series (page 85)
82 Series (pages 82-83)

CRIMP FITTINGS WILL FIT IMPERIAL EASTMAN & WEATHERHEAD CRIMPERS

IPT SOLID MALE

PART NO.	HOSE I.D.	PIPE SIZE	THREAD SIZE	IMPERIAL EASTMAN NO.	WEATHERHEAD NO.
HYD 400V	1/4	1/8	1/8 x 27	HU04-02MB	04U-102
HYD 403V	1/4	1/4	1/4 x 18	HU04-04MB	04U-104
HYD 415V	1/4	3/8	3/8 x 18	HU04-06MB	04U-106
HYD 600V	3/8	1/4	1/4 x 18	HU06-04MB	06U-104
HYD 603V	3/8	3/8	3/8 x 18	HU06-06MB	06U-106
HYD 615V	3/8	1/2	1/2 x 14	HU06-08MB	06U-108
HYD 800V	1/2	3/8	3/8 x 18	HU08-06MB	08U-106
HYD 803V	1/2	1/2	1/2 x 14	HU08-08MB	08U-108
HYD 821V	1/2	7/8 x 8	7/8 x 18 (case)	-	-
HYD 1000V	5/8	1/2	1/2 x 14	HU10-08MB	10U-108
HYD 1003V	5/8	3/4	3/4 x 14	HU10-12MB	10U-112
HYD 1200V	3/4	1/2	1/2 x 14	HU12-08MB	12U-108
HYD 1203V	3/4	3/4	3/4 x 14	HU12-12MB	12U-112
HYD 1600V	1	1	1 x 11 1/2	HU16-16MB	16U-116
HYD 2000V	1 1/4	1 1/4	1 1/4 x 11 1/2	HU20-20MB	20U-120



IPT SWIVEL MALE

PART NO.	HOSE I.D.	PIPE SIZE	THREAD SIZE	IMPERIAL EASTMAN NO.	WEATHERHEAD NO.
HYD 406V	1/4	1/4	1/4 x 18	HU04-04MC	04U-J04
HYD 666V	3/8	1/4	1/4 x 18	HU06-04MC	06U-J04
HYD 609V	3/8	3/8	3/8 x 18	HU06-06MC	06U-J06
HYD 651V	3/8	1/2	1/2 x 14	HU06-08MC	06U-J08
HYD 809V	1/2	1/2	1/2 x 14	HU08-08MC	08U-J08
HYD 1209V	3/4	3/4	3/4 x 14	HU12-12MC	12U-J12
HYD 1609V	1	1	1 x 11 1/2	HU16-16MC	16U-J16



JIC 37° SOLID MALE

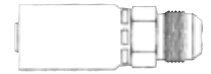
PART NO.	HOSE I.D.	THREAD SIZE	TUBE O.D.	IMPERIAL EASTMAN NO.	WEATHERHEAD NO.
HYD 418V	1/4	7/16 x 20	1/4	HU04-04MJ	04U-504
HYD 421V	1/4	1/2 x 20	5/16	HU04-05MJ	04U-505
HYD 430V	1/4	9/16 x 18	3/8	HU04-06MJ	04U-506
HYD 618V	3/8	9/16 x 18	3/8	HU06-06MJ	06U-506
HYD 621V	3/8	3/4 x 16	1/2	HU06-08MJ	06U-508
HYD 669V	3/8	7/8 x 14	5/8	HU06-10MJ	06U-510
HYD 815V	1/2	3/4 x 16	1/2	HU08-08MJ	08U-508
HYD 818V	1/2	7/8 x 14	5/8	HU08-10MJ	08U-510
HYD 848V	1/2	1 1/16 x 12	3/4	HU08-12MJ	08U-512
HYD 1018V	5/8	7/8 x 14	5/8	HU10-10MJ	10U-510
HYD 1015V	5/8	1 1/16 x 12	3/4	HU10-12MJ	10U-512
HYD 1215V	3/4	1 1/16 x 12	3/4	HU12-12MJ	12U-512
HYD 1260V	3/4	1 3/16 x 12	7/8	HU12-14MJ	12U-514
HYD 1233V	3/4	1 5/16 x 12	1	HU12-16MJ	12U-516
HYD 1612V	1	1 5/16 x 12	1	HU16-16MJ	16U-516



CRIMP FITTINGS WILL FIT IMPERIAL EASTMAN & WEATHERHEAD CRIMPERS

SAE 45° SOLID MALE

PART NO.	HOSE I.D.	THREAD SIZE	TUBE O.D.	IMPERIAL EASTMAN NO.	WEATHERHEAD NO.
HYD 624V	3/8	5/8 x 18	3/8	HU06-06MS	06U-306



O-RING SOLID MALE

PART NO.	HOSE I.D.	THREAD SIZE	TUBE O.D.	IMPERIAL EASTMAN NO.	WEATHERHEAD NO.
HYD 451V	1/4	7/16 x 20	1/4	-	-
HYD 454V	1/4	1/2 x 20	5/16	-	-
HYD 448V	1/4	9/16 x 18	3/8	HU04-04RA	04U-PO6
HYD 636V	3/8	9/16 x 18	3/8	HU06-06RA	06U-PO6
HYD 639V	3/8	3/4 x 16	1/2	HU06-08RA	06U-PO8
HYD 830V	1/2	3/4 x 16	1/2	HU08-08RA	08U-PO8
HYD 833V	1/2	7/8 x 14	5/8	HU08-10RA	08U-P10
HYD 1227V	3/4	1 1/16 x 12	3/4	HU12-12RA	12U-P12



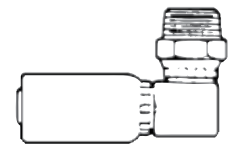
O-RING SWIVEL MALE

PART NO.	HOSE I.D.	PIPE SIZE	THREAD SIZE	IMPERIAL EASTMAN NO.	WEATHERHEAD NO.
HYD 645V	3/8	3/4 x 16	1/2	HU06-08RC	06U-R08
HYD 836V	1/2	3/4 x 16	1/2	HU08-08RC	08U-R08
HYD 839V	1/2	7/8 x 14	5/8	HU08-10RC	-



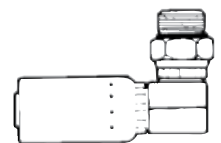
90° IPT SWIVEL MALE

PART NO.	HOSE I.D.	PIPE SIZE	THREAD SIZE	IMPERIAL EASTMAN NO.	WEATHERHEAD NO.
HYD 4206V	1/4	1/4	1/4 x 18	HU04-04MC90	04U-M04
HYD 6209V	3/8	3/8	3/8 x 18	HU06-06MC90	06U-M06
HYD 6251V	3/8	1/2	1/2 x 14	HU06-08MC90	-
HYD 8209V	1/2	1/2	1/2 x 14	HU08-08MC90	-



90° O-RING SWIVEL MALE

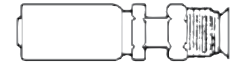
PART NO.	HOSE I.D.	PIPE SIZE	THREAD SIZE	IMPERIAL EASTMAN NO.	WEATHERHEAD NO.
HYD 6245V	3/8	3/4 x 16	1/2	HU06-08RC90	06U-R68
HYD 8236V	1/2	3/4 x 16	1/2	HU08-08RC90	08U-R68
HYD 8239V	1/2	7/8 x 14	5/8	HU08-10RC90	08U-R70



CRIMP FITTINGS WILL FIT IMPERIAL EASTMAN & WEATHERHEAD CRIMPERS

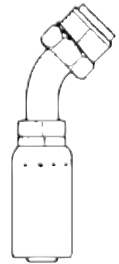
STRAIGHT INVERTED FLARE

PART NO.	HOSE I.D.	THREAD SIZE	TUBE O.D.	IMPERIAL EASTMAN NO.	WEATHERHEAD NO.
HYD 4106V	1/4	7/16 x 24	1/4	HU04-04MF	04U-B04
HYD 4133V	1/4	1/2 x 20	5/16	HU04-05MF	04U-B05
HYD 6109V	3/8	1/2 x 20	5/16	HU06-05MF	06U-B05
HYD 6136V	3/8	5/8 x 18	3/8	HU06-06MF	06U-B06
HYD 8109V	1/2	3/4 x 18	1/2	HU08-08MF	08U-B08
HYD 8136V	1/2	7/8 x 18	5/8	-	08U-B10



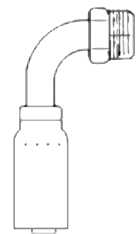
45° BEND INVERTED FLARE

PART NO.	HOSE I.D.	THREAD SIZE	TUBE O.D.	DROP INCHES	IMPERIAL EASTMAN NO.	WEATHERHEAD NO.
HYD 4109V	1/4	7/16 x 24	1/4	1.075	HU04-04MF45T	04U-B44
HYD 4136V	1/4	1/2 x 20	5/16	1.100	-	04U-B45
HYD 6112V	3/8	1/2 x 20	5/16	1.100	HU06-05MF45T	06U-B45
HYD 6139V	3/8	5/8 x 18	3/8	1.025	HU06-MF45T	06U-B46
HYD 8112V	1/2	3/4 x 18	1/2	1.126	HU08-08MF45T	08U-B48
HYD 8139V	1/2	7/8 x 18	5/8	0.921	-	-



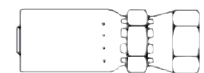
90° BEND INVERTED FLARE

PART NO.	HOSE I.D.	THREAD SIZE	TUBE O.D.	DROP INCHES	IMPERIAL EASTMAN NO.	WEATHERHEAD NO.
HYD 4112V	1/4	7/16 x 24	1/4	1.230	HU04-04MF90T	04U-B64
HYD 4139V	1/4	1/2 x 20	5/16	1.375	HU04-05MF90T	04U-B65
HYD 6115V	3/8	1/2 x 20	5/16	1.375	HU06-05MF90T	06U-B65
HYD 6142V	3/8	5/8 x 18	3/8	1.625	HU06-06MF90T	06U-B66
HYD 8115V	1/2	3/4 x 18	1/2	2.200	HU08-08MF90T	08U-B68
HYD 8142V	1/2	7/8 x 18	5/8	1.750	-	-



NPSM SWIVEL FEMALE

PART NO.	HOSE I.D.	PIPE SIZE	THREAD SIZE	IMPERIAL EASTMAN NO.	WEATHERHEAD NO.
HYD 409V	1/4	1/4	1/4 x 18	HU04-04ND	04U-54
HYD 606V	3/8	3/8	3/8 x 18	HU06-06MC	06U-J06
HYD 806V	1/2	1/2	1/2 x 14	-	08U-058
HYD 1206V	3/4	3/4	3/4 x 14	-	12U-062
HYD 1606V	1	1	1 x 11 1/2	-	16U-066



CRIMP FITTINGS WILL FIT IMPERIAL EASTMAN & WEATHERHEAD CRIMPERS

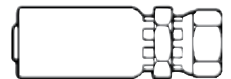
IPT SOLID FEMALE

PART NO.	HOSE I.D.	PIPE SIZE	THREAD SIZE	IMPERIAL EASTMAN NO.	WEATHERHEAD NO.
HYD 412V	1/4	1/4	1/4 x 18	HU04-04NB	04U-204
HYD 663V	3/8	1/4	1/4 x 18	HU06-04NB	-
HYD 612V	3/8	3/8	3/8 x 18	HU06-06NB	06U-206
HYD 812V	1/2	1/2	1/2 x 14	HU08-08B	08U-208



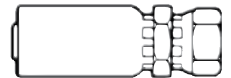
SAE 45° SWIVEL FEMALE

PART NO.	HOSE I.D.	THREAD SIZE	TUBE O.D.	IMPERIAL EASTMAN NO.	WEATHERHEAD NO.
HYD 442V	1/4	5/8 x 18	3/8	-	-
HYD 633V	3/8	5/8 x 18	3/8	06-06SJ	06U-406



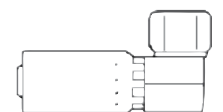
JIC 37° SWIVEL FEMALE

PART NO.	HOSE I.D.	THREAD SIZE	TUBE O.D.	IMPERIAL EASTMAN NO.	WEATHERHEAD NO.
HYD 424V	1/4	7/16 x 20	1/4	HU04-04NJ	04U-604
HYD 427V	1/4	1/2 x 20	5/16	HU04-05NJ	04U-605
HYD 433V	1/4	9/16 x 18	3/8	HU04-06NJ	04U-606
HYD 627V	3/8	9/16 x 18	3/8	HU06-06NJ	06U-606
HYD 630V	3/8	3/4 x 16	1/2	HU06-08NJ	06U-608
HYD 657V	3/8	7/8 x 14	5/8	HU06-10NJ	06U-610
HYD 824V	1/2	3/4 x 16	1/2	HU08-08NJ	08U-608
HYD 827V	1/2	7/8 x 14	5/8	HU08-10NJ	08U-610
HYD 845V	1/2	1 1/16 x 12	3/4	HU08-12NJ	08U-612
HYD 1021V	5/8	1 1/16 x 12	3/4	HU10-12NJ	10U-612
HYD 1221V	3/4	1 1/16 x 12	3/4	HU12-12NJ	12U-612
HYD 1236V	3/4	1 5/16 x 12	7/8	HU12-16NJ	12U-616
HYD 1245V	3/4	1 3/16 x 12	1	HU12-14NJ	12U-614
HYD 1618V	1	1 5/16 x 12	1	HU16-16NJ	16U-616
HYD 2005V	1 1/4	1 5/8 x 12	1 1/4	HU20-20NJ	20U-620



90° SWIVEL FEMALE JIC 37°

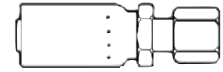
PART NO.	HOSE I.D.	THREAD SIZE	TUBE O.D.	IMPERIAL EASTMAN NO.	WEATHERHEAD NO.
HYD 6227V	3/8	9/16 x 18	3/8	HU06-06NJ90	06U-556
HYD 6230V	3/8	3/4 x 16	1/2	HU06-08NJ90	-



CRIMP FITTINGS WILL FIT IMPERIAL EASTMAN & WEATHERHEAD CRIMPERS

STRAIGHT SAE SWIVEL FEMALE

PART NO.	HOSE I.D.	THREAD SIZE	TUBE O.D.	IMPERIAL EASTMAN NO.	WEATHERHEAD NO.
HYD 4115V	1/4	7/16 x 20	1/4	-	-
HYD 4142V	1/4	1/2 x 20	5/16	-	-
HYD 6118V	3/8	1/2 x 20	5/16	-	-
HYD 6145V	3/8	5/8 x 18	3/8	HU06-06NST	-
HYD 8118V	1/2	3/4 x 16	1/2	-	-
HYD 8145V	1/2	7/8 x 14	5/8	-	-



STRAIGHT JIC/SAE DUAL SEAT SWIVEL FEMALE

PART NO.	HOSE I.D.	THREAD SIZE	TUBE O.D.	IMPERIAL EASTMAN NO.	WEATHERHEAD NO.
HYD 4124V	1/4	7/16 x 20	1/4	-	-
HYD 4151V	1/4	1/2 x 20	5/16	-	-
HYD 6127V	3/8	1/2 x 20	5/16	-	-
HYD 6154V	3/8	9/16 x 18	3/8	-	-
HYD 8127V	1/2	3/4 x 16	1/2	-	-
HYD 8154V	1/2	7/8 x 14	5/8	-	-



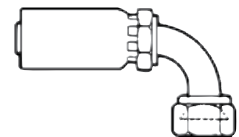
HOSE SPLICER

PART NO.	HOSE I.D.	IMPERIAL EASTMAN NO.	WEATHERHEAD NO.
HYD 66SV	3/8	HU06-06RM	-
HYD 88SV	1/2	HU08-08RM	-



90° BEND SAE SWIVEL FEMALE

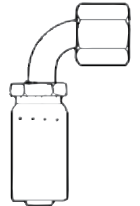
PART NO.	HOSE I.D.	THREAD SIZE	TUBE O.D.	IMPERIAL EASTMAN NO.	WEATHERHEAD NO.
HYD 4121V	1/4	7/16 x 20	1/4"	-	-
HYD 4148V	1/4	1/2 x 20	5/16"	-	-
HYD 6124V	3/8	1/2 x 20	5/16"	-	-
HYD 6151V	3/8	5/8 x 18	3/8"	-	-
HYD 8124V	1/2	3/4 x 16	1/2"	-	-
HYD 8151V	1/2	7/8 x 14	5/8"	-	-



CRIMP FITTINGS WILL FIT IMPERIAL EASTMAN & WEATHERHEAD CRIMPERS

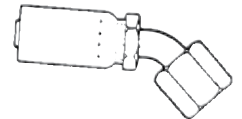
90° BEND JIC/SAE DUAL SEAT SWIVEL FEMALE

PART NO.	HOSE I.D.	THREAD SIZE	TUBE O.D.	DROP INCHES	IMPERIAL EASTMAN NO.	WEATHERHEAD NO.
HYD 4130V	1/4	7/16 x 20	1/4	0.875	HU04-04NJ90T	04U-664
HYD 4157V	1/4	1/2 x 20	5/16	1.000	HU04-05NJ90T	04U-665
HYD 4160V	1/4	9/16 x 18	3/8	1.125	HU04-06NJ90T	-
HYD 6133V	3/8	1/2 x 20	5/16	1.000	-	-
HYD 6160V	3/8	9/16 x 18	3/8	1.125	HU06-06NJ90T	06U-666
HYD 6163V	3/8	3/4 x 16	1/2	1.375	HU06-08NJ90T	06U-668
HYD 8133V	1/2	3/4 x 16	1/2	1.375	HU08-08NJ90T	08U-668
HYD 8160V	1/2	7/8 x 14	5/8	1.625	HU08-10NJ90T	08U-670



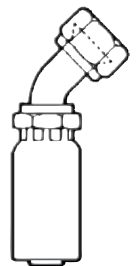
45° BEND SAE SWIVEL FEMALE

PART NO.	HOSE I.D.	THREAD SIZE	TUBE O.D.	IMPERIAL EASTMAN NO.	WEATHERHEAD NO.
HYD 4118V	1/4	7/16 x 20	1/4	-	-
HYD 4145V	1/4	1/2 x 20	5/16	-	-
HYD 6121V	3/8	1/2 x 20	5/16	-	-
HYD 6148V	3/8	5/8 x 18	3/8	-	-
HYD 8121V	1/2	3/4 x 16	1/2	-	-



45° BEND JIC/SAE DUAL SEAT SWIVEL FEMALE

PART NO.	HOSE I.D.	THREAD SIZE	TUBE O.D.	DROP INCHES	IMPERIAL EASTMAN NO.	WEATHERHEAD NO.
HYD 4127V	1/4	7/16 x 20	1/4	0.467	HU04-04NJ45T	04U-684
HYD 4154V	1/4	1/2 x 20	5/16	0.526	HU04-05NJ45T	04U-685
HYD 6130V	3/8	1/2 x 20	5/16	0.526	-	-
HYD 6157V	3/8	9/16 x 18	3/8	0.588	HU06-06NJ45T	06U-686
HYD 8130V	1/2	3/4 x 16	1/2	0.713	HU08-08NJ45T	08U-688
HYD 8148V	1/2	7/8 x 14	5/8	-	-	-
HYD 8157V	1/2	7/8 x 14	5/8	0.839	HU08-10NJ45T	08U-690



TUBE REPAIR

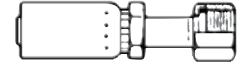
PART NO.	HOSE I.D.	THREAD SIZE	TUBE O.D.	IMPERIAL EASTMAN NO.	WEATHERHEAD NO.
HYD 4100V	1/4	7/16 x 20	1/4	HU04-04MV	04U-754
HYD 4103V	1/4	1/2 x 20	5/16	HU04-05MV	04U-755
HYD 6103V	3/8	1/2 x 20	5/16	HU06-05MV	06U-755
HYD 6106V	3/8	9/16 x 18	3/8	HU06-06MV	06U-756
HYD 8103V	1/2	3/4 x 16	1/2	HU08-08MV	08U-758
HYD 8106V	1/2	7/8 x 14	5/8	HU08-10MV	08U-760
HYD 12100V	3/4	1 1/16 x 12	3/4	HU12-12MV	12U-762
HYD 16100V	1	1 5/16 x 12	1	HU16-16MV	16U-766



CRIMP FITTINGS WILL FIT IMPERIAL EASTMAN & WEATHERHEAD CRIMPERS

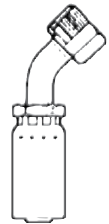
STRAIGHT 'ORF' SEAL SWIVEL FEMALE

PART NO.	HOSE I.D.	THREAD SIZE	TUBE O.D.	IMPERIAL EASTMAN NO.	WEATHERHEAD NO.
HYD 4S64V	1/4	9/16 x 18	1/4	HU04-04NOT	04U-S64
HYD 6S66V	3/8	11/16 x 16	3/8	HU06-06NOT	06U-S66
HYD 8S68V	1/2	13/16 x 16	1/2	HU08-08NOT	08U-S68
HYD 8S70V	1/2	1 x 14	5/8	-	-
HYD 10S70V	5/8	1 x 14	5/8	-	-
HYD 10S72V	5/8	1 3/16 x 12	3/4	-	-
HYD 12S72V	3/4	1 3/16 x 12	3/4	HU12-12NOT	12U-S72



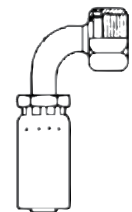
45° BEND 'ORF' SEAL SWIVEL FEMALE

PART NO.	HOSE I.D.	THREAD SIZE	TUBE O.D.	DROP INCHES	IMPERIAL EASTMAN NO.	WEATHERHEAD NO.
HYD 4L64V	1/4	9/16 x 18	1/4	0.409	HU04-04NO45T	04U-L64
HYD 6L66V	3/8	11/16 x 16	3/8	0.429	HU06-06NO45T	06U-L66
HYD 8L68V	1/2	13/16 x 16	1/2	0.590	HU08-08NO45T	08U-L68
HYD 12L72V	3/4	1 3/16 x 12	3/4	0.831	HU12-12NO45T	12U-L72



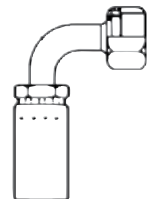
90° BEND 'ORF' SEAL SWIVEL FEMALE (SHORT DROP)

PART NO.	HOSE I.D.	THREAD SIZE	TUBE O.D.	DROP INCHES	IMPERIAL EASTMAN NO.	WEATHERHEAD NO.
HYD 4A24V	1/4	9/16 x 18	1/4	0.779	HU04-04NO90T	04U-A24
HYD 6A26V	3/8	11/16 x 16	3/8	0.902	HU06-06NO90T	06U-A26
HYD 8A28V	1/2	13/16 x 16	1/2	1.150	HU08-08NO90T	08U-A28
HYD 12A32V	3/4	1 3/16 x 12	3/4	1.882	HU12-12NO90T	12U-A32



90° BEND 'ORF' SEAL SWIVEL FEMALE (LONG DROP)

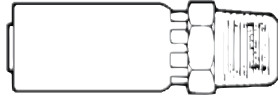
PART NO.	HOSE I.D.	THREAD SIZE	TUBE O.D.	DROP INCHES	IMPERIAL EASTMAN NO.	WEATHERHEAD NO.
HYD 4A64V	1/4	9/16 x 18	1/4	1.799	HU04-04NO90TL	04U-A64
HYD 6A66V	3/8	11/16 x 16	3/8	2.130	HU06-06NO90TL	06U-A66
HYD 8A68V	1/2	13/16 x 16	1/2	2.512	HU08-08NO90TL	08U-A68



SWAGE COMPONENTS

SWAGE SYSTEM HOSE ENDS (to fit Regular Cover Hose)

IPT SOLID MALE



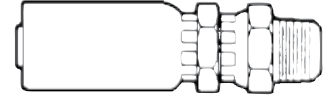
PART NO.	HOSE I.D.	FERRULE	1 OR 2 WIRE	THREAD SIZE-TYPE	PUSHER
HYD 401	1/4"	21	1	1/8" IPT	23
HYD 402	1/4"	23	2	1/8" IPT	23
HYD 404	1/4"	21	1	1/4" IPT	23
HYD 405	1/4"	23	2	1/4" IPT	23
HYD 416	1/4"	21	1	3/8" IPT	29
HYD 417	1/4"	23	2	3/8" IPT	29
HYD 601	3/8"	27	1	1/4" IPT	25X
HYD 602	3/8"	29	2	1/4" IPT	25X
HYD 604	3/8"	27	1	3/8" IPT	29
HYD 605	3/8"	29	2	3/8" IPT	29
HYD 616	3/8"	27	1	1/2" IPT	33
HYD 617	3/8"	29	2	1/2" IPT	33
HYD 801	1/2"	31	1	3/8" IPT	33
HYD 802	1/2"	33	2	3/8" IPT	33
HYD 804	1/2"	31	1	1/2" IPT	33
HYD 805	1/2"	33	2	1/2" IPT	33
HYD 1204	3/4"	41	1	3/4" IPT	43
HYD 1205	3/4"	43	2	3/4" IPT	43
HYD 1601	1"	51	1	1" IPT	53
HYD 1602	1"	53	2	1" IPT	53

IPT SOLID FEMALE



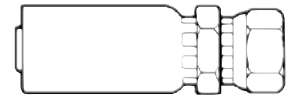
PART NO.	HOSE I.D.	FERRULE	1 OR 2 WIRE	THREAD SIZE-TYPE	PUSHER
HYD 413	1/4"	21	1	1/4" IPT	1/4" F
HYD 414	1/4"	23	2	1/4" IPT	1/4" F
HYD 613	3/8"	27	1	3/8" IPT	3/8" F
HYD 614	3/8"	29	2	3/8" IPT	3/8" F
HYD 813	1/2"	31	1	1/2" IPT	1/2" F
HYD 814	1/2"	33	2	1/2" IPT	1/2" F

IPT SWIVEL MALE



PART NO.	HOSE I.D.	FERRULE	1 OR 2 WIRE	THREAD SIZE-TYPE	PUSHER
HYD 407	1/4"	21	1	1/4" IPT	23
HYD 408	1/4"	23	2	1/4" IPT	23
HYD 610	3/8"	27	1	3/8" IPT	29
HYD 611	3/8"	29	2	3/8" IPT	29
HYD 652	3/8"	27	1	1/2" IPT	33
HYD 653	3/8"	29	2	1/2" IPT	33
HYD 810	1/2"	31	1	1/2" IPT	33
HYD 811	1/2"	33	2	1/2" IPT	33
HYD 1210	3/4"	41	1	3/4" IPT	43
HYD 1211	3/4"	43	2	3/4" IPT	43
HYD 1610	1"	51	1	1" IPT	53
HYD 1611	1"	53	2	1" IPT	53

IPT SWIVEL FEMALE



PART NO.	HOSE I.D.	FERRULE	1 OR 2 WIRE	THREAD SIZE-TYPE	PUSHER
HYD 410	1/4"	21	1	1/4" IPT	1/4" F
HYD 411	1/4"	23	2	1/4" IPT	1/4" F
HYD 607	3/8"	27	1	3/8" IPT	3/8" F
HYD 608	3/8"	29	2	3/8" IPT	3/8" F
HYD 807	1/2"	31	1	1/2" IPT	1/2" F
HYD 808	1/2"	33	2	1/2" IPT	1/2" F
HYD 1207	3/4"	41	1	3/4" IPT	3/4" F
HYD 1208	3/4"	43	2	3/4" IPT	3/4" F
HYD 1607	1"	51	1	1" IPT	1" F
HYD 1608	1"	53	2	1" IPT	1" F

Note: Do not use crimp coupling for swage process. Specify swage system on all your swage coupling orders. If coupling is hard to insert in hose due to a tight fit, simply use soapy water to increase the ease of insertion.

SWAGE COMPONENTS

SWAGE SYSTEM HOSE ENDS (to fit Regular Cover Hose)

JIC 37° SOLID MALE



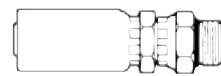
PART NO.	HOSE I.D.	FERRULE	1 OR 2 WIRE	THREAD SIZE-TYPE	TUBE O.D.	PUSHER
HYD 419	1/4"	21	1	7/16 x 20	1/4"	23
HYD 420	1/4"	23	2	7/16 x 20	1/4"	23
HYD 422	1/4"	21	1	1/2 x 20	5/16"	23
HYD 423	1/4"	23	2	1/2 x 20	5/16"	23
HYD 619	3/8"	27	1	9/16 x 18	3/8"	29
HYD 620	3/8"	29	2	9/16 x 18	3/8"	29
HYD 622	3/8"	27	1	3/4 x 16	1/2"	29
HYD 623	3/8"	29	2	3/4 x 16	1/2"	29
HYD 816	1/2"	31	1	3/4 x 16	1/2"	33
HYD 817	1/2"	33	2	3/4 x 16	1/2"	33
HYD 819	1/2"	31	1	7/8 x 14	5/8"	33
HYD 820	1/2"	33	2	7/8 x 14	5/8"	33
HYD 849	1/2"	31	1	1 1/16 x 12	3/4"	43
HYD 850	1/2"	33	2	1 1/16 x 12	3/4"	43
HYD 1216	3/4"	41	1	1 1/16 x 12	3/4"	43
HYD 1217	3/4"	43	2	1 1/16 x 12	3/4"	43
HYD 1613	1"	51	1	1 5/16 x 12	1"	53
HYD 1614	1"	53	2	1 5/16 x 12	1"	53

O-RING SOLID MALE



PART NO.	HOSE I.D.	FERRULE	1 OR 2 WIRE	THREAD SIZE-TYPE	TUBE O.D.	PUSHER
HYD 640	3/8"	27	1	3/4 x 16	1/2"	3/8" SM
HYD 641	3/8"	29	2	3/4 x 16	1/2"	3/8" SM
HYD 831	1/2"	31	1	3/4 x 16	1/2"	1/2" SM
HYD 832	1/2"	33	2	3/4 x 16	1/2"	1/2" SM
HYD 834	1/2"	31	1	7/8 x 14	5/8"	1/2" SM
HYD 835	1/2"	33	2	7/8 x 14	5/8"	1/2" SM

O-RING SWIVEL MALE



PART NO.	HOSE I.D.	FERRULE	1 OR 2 WIRE	THREAD SIZE-TYPE	TUBE O.D.	PUSHER
HYD 646	3/8"	27	1	3/4 x 16	1/2"	3/8" SM
HYD 647	3/8"	29	2	3/4 x 16	1/2"	3/8" SM
HYD 840	1/2"	31	1	7/8 x 14	5/8"	1/2" SM
HYD 841	1/2"	33	2	7/8 x 14	5/8"	1/2" SM

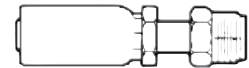
JIC 37° & SAE 45° SWIVEL FEMALE



PART NO.	HOSE I.D.	FERRULE	1 OR 2 WIRE	THREAD SIZE-TYPE	TUBE O.D.	PUSHER
HYD 425*	1/4"	21	1	7/16 x 20	1/4"	1/4" F
HYD 426*	1/4"	23	2	7/16 x 20	1/4"	1/4" F
HYD 428*	1/4"	21	1	1/2 x 20	5/16"	1/4" F
HYD 429*	1/4"	23	2	1/2 x 20	5/16"	1/4" F
HYD 434*	1/4"	21	1	9/16 x 18	3/8"	1/4" F
HYD 435*	1/4"	23	2	9/16 x 18	3/8"	1/4" F
HYD 628*	3/8"	27	1	9/16 x 18	3/8"	3/8" F
HYD 629*	3/8"	29	2	9/16 x 18	3/8"	3/8" F
HYD 631*	3/8"	27	1	3/4 x 16	1/2"	3/8" F
HYD 632*	3/8"	29	2	3/4 x 16	1/2"	3/8" F
HYD 634+	3/8"	27	1	5/8 x 18	3/8"	3/8" F
HYD 635+	3/8"	29	2	5/8 x 18	3/8"	3/8" F
HYD 825*	1/2"	31	1	3/4 x 16	1/2"	1/2" F
HYD 826*	1/2"	33	2	3/4 x 16	1/2"	1/2" F
HYD 828*	1/2"	31	1	7/8 x 14	5/8"	1/2" F
HYD 829*	1/2"	33	2	7/8 x 14	5/8"	1/2" F
HYD 846*	1/2"	31	1	1 1/16 x 12	3/4"	3/4" F
HYD 847*	1/2"	33	2	1 1/16 x 12	3/4"	3/4" F
HYD 1222*	3/4"	41	1	1 1/16 x 12	3/4"	3/4" F
HYD 1223*	3/4"	43	2	1 1/16 x 12	3/4"	3/4" F
HYD 1246*	3/4"	41	1	1 3/16 x 12	7/8"	3/4" SF
HYD 1247*	3/4"	43	2	1 3/16 x 12	7/8"	3/4" SF
HYD 1237*	3/4"	41	1	1 5/16 x 12	1"	3/4" SF
HYD 1238*	3/4"	43	2	1 5/16 x 12	1"	3/4" SF
HYD 1619*	1"	51	1	1 5/16 x 12	1"	1" F
HYD 1620*	1"	53	2	1 5/16 x 12	1"	1" F

* JIC 37° only. + SAE 45° only.

STRAIGHT INVERTED FLARE



PART NO.	HOSE I.D.	FERRULE	1 OR 2 WIRE	THREAD SIZE-TYPE	TUBE O.D.	PUSHER
HYD 4107	1/4"	21	1	7/16 x 24	1/4"	14T
HYD 4108	1/4"	23	2	7/16 x 24	1/4"	14T
HYD 4134	1/4"	21	1	1/2 x 20	5/16"	14T
HYD 4135	1/4"	23	2	1/2 x 20	5/16"	14T
HYD 6110	3/8"	27	1	1/2 x 20	5/16"	38T
HYD 6111	3/8"	29	2	1/2 x 20	5/16"	38T
HYD 6137	3/8"	27	1	5/8 x 18	3/8"	38T
HYD 6138	3/8"	29	2	5/8 x 18	3/8"	38T
HYD 8110	1/2"	31	1	3/4 x 18	1/2"	12T
HYD 8111	1/2"	33	2	3/4 x 18	1/2"	12T
HYD 8137	1/2"	31	1	7/8 x 18	5/8"	12T
HYD 8138	1/2"	33	2	7/8 x 18	5/8"	12T

SWAGE COMPONENTS

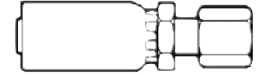
SWAGE SYSTEM HOSE ENDS (to fit Regular Cover Hose)

**45° BEND
INVERTED FLARE**



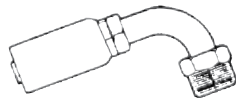
PART NO.	HOSE I.D.	FERRULE	1 OR 2 WIRE	THREAD SIZE-TYPE	TUBE O.D.	PUSHER
HYD 4110	1/4"	21	1	7/16 x 24	1/4"	14T
HYD 4111	1/4"	23	2	7/16 x 24	1/4"	14T
HYD 4137	1/4"	21	1	1/2 x 20	5/16"	14T
HYD 4138	1/4"	23	2	1/2 x 20	5/16"	14T
HYD 6113	3/8"	27	1	1/2 x 20	5/16"	38T
HYD 6114	3/8"	29	2	1/2 x 20	5/16"	38T
HYD 6140	3/8"	27	1	5/8 x 18	3/8"	38T
HYD 6141	3/8"	29	2	5/8 x 18	3/8"	38T
HYD 8113	1/2"	31	1	3/4 x 18	1/2"	12T
HYD 8114	1/2"	33	2	3/4 x 18	1/2"	12T
HYD 8140	1/2"	31	1	7/8 x 18	5/8"	12T
HYD 8141	1/2"	33	2	7/8 x 18	5/8"	12T

**STRAIGHT
FEMALE SWIVEL**



PART NO.	HOSE I.D.	FERRULE	1 OR 2 WIRE	THREAD SIZE-TYPE	TUBE O.D.	PUSHER
HYD 4116	1/4"	21	1	7/16 x 20	1/4"	14T
HYD 4117	1/4"	23	2	SAE 45°	1/4"	14T
HYD 4125	1/4"	21	1	7/16 x 20	1/4"	14T
HYD 4126	1/4"	23	2	JIC 37°	1/4"	14T
HYD 4143	1/4"	21	1	1/2 x 20	5/16"	14T
HYD 4144	1/4"	23	2	SAE 45°	5/16"	14T
HYD 4142	1/4"	21	1	1/2 x 20	5/16"	14T
HYD 4153	1/4"	23	2	JIC 37°	5/16"	14T
HYD 6119	3/8"	27	1	1/2 x 20	5/16"	38T
HYD 6120	3/8"	29	2	SAE 45°	5/16"	38T
HYD 6128	3/8"	27	1	1/2 x 20	5/16"	38T
HYD 6129	3/8"	29	2	JIC 37°	5/16"	38T
HYD 6146	3/8"	27	1	5/8 x 18	3/8"	38T
HYD 6147	3/8"	29	2	SAE 45°	3/8"	38T
HYD 6155	3/8"	27	1	9/16 x 18	3/8"	38T
HYD 6156	3/8"	29	2	JIC 37°	3/8"	38T
HYD 8119	1/2"	31	1	3/4 x 16	1/2"	12T
HYD 8120	1/2"	33	2	SAE 45°	1/2"	12T
HYD 8128	1/2"	31	1	3/4 x 16	1/2"	12T
HYD 8129	1/2"	33	2	JIC 37°	1/2"	12T
HYD 8146	1/2"	31	1	7/8 x 14	5/8"	12T
HYD 8147	1/2"	33	2	SAE 45°	5/8"	12T
HYD 8155	1/2"	31	1	7/8 x 14	5/8"	12T
HYD 8156	1/2"	33	2	JIC 37°	5/8"	12T

**90° BEND
INVERTED FLARE**



PART NO.	HOSE I.D.	FERRULE	1 OR 2 WIRE	THREAD SIZE-TYPE	TUBE O.D.	PUSHER
HYD 4113	1/4"	21	1	7/16 x 24	1/4"	14T
HYD 4114	1/4"	23	2	7/16 x 24	1/4"	14T
HYD 4140	1/4"	21	1	1/2 x 20	5/16"	14T
HYD 4141	1/4"	23	2	1/2 x 20	5/16"	14T
HYD 6116	3/8"	27	1	1/2 x 20	5/16"	38T
HYD 6117	3/8"	29	2	1/2 x 20	5/16"	38T
HYD 6143	3/8"	27	1	5/8 x 18	3/8"	38T
HYD 6144	3/8"	29	2	5/8 x 18	3/8"	38T
HYD 8116	1/2"	31	1	3/4 x 18	1/2"	12T
HYD 8117	1/2"	33	2	3/4 x 18	1/2"	12T
HYD 8143	1/2"	31	1	7/8 x 18	5/8"	12T
HYD 8144	1/2"	33	2	7/8 x 18	5/8"	12T

**TUBE REPAIR
COUPLINGS**



PART NO.	HOSE I.D.	FERRULE	1 OR 2 WIRE	THREAD SIZE-TYPE	TUBE O.D.	PUSHER
HYD 4101	1/4"	21	1	7/16 x 20	1/4"	23*
HYD 4102	1/4"	23	2	7/16 x 20	1/4"	23*
HYD 4104	1/4"	21	1	1/2 x 20	5/16"	23*
HYD 4105	1/4"	23	2	1/2 x 20	5/16"	23*
HYD 6104	3/8"	27	1	1/2 x 20	5/16"	25X*
HYD 6105	3/8"	29	2	1/2 x 20	5/16"	25X*
HYD 6107	3/8"	27	1	9/16 x 18	3/8"	25X*
HYD 6108	3/8"	29	2	9/16 x 18	3/8"	25X*
HYD 8104	1/2"	31	1	3/4 x 16	1/2"	33 ^
HYD 8105	1/2"	33	2	3/4 x 16	1/2"	33 ^
HYD 8107	1/2"	31	1	7/8 x 14	5/8"	1/2SM*
HYD 8108	1/2"	33	2	7/8 x 14	5/8"	1/2SM*

Note: Do not use crimp coupling for swage process. Specify swage system on all your swage coupling orders. If coupling is hard to insert in hose due to a tight fit, simply use soapy water to increase the ease of insertion.

* Remove Nut and Sleeve before Swaging.
^ Remove Sleeve and Swage with nut on.

SWAGE COMPONENTS

SWAGE SYSTEM HOSE ENDS (to fit Regular Cover Hose)

45° BEND FEMALE SWIVEL



PART NO.	HOSE I.D.	FERRULE	1 OR 2 WIRE	THREAD SIZE-TYPE	TUBE O.D.	PUSHER
HYD 4119	1/4"	21	1	7/16 x 20 SAE 45°	1/4"	14T
HYD 4120	1/4"	23	2		1/4"	14T
HYD 4128	1/4"	21	1	7/16 x 20 JIC 37°	1/4"	14T
HYD 4129	1/4"	23	2		1/4"	14T
HYD 4146	1/4"	21	1	1/2 x 20 SAE 45°	5/16"	14T
HYD 4147	1/4"	23	2		5/16"	14T
HYD 4155	1/4"	21	1	1/2 x 20 JIC 37°	5/16"	14T
HYD 4156	1/4"	23	2		5/16"	14T
HYD 6122	3/8"	27	1	1/2 x 20 SAE 45°	5/16"	38T
HYD 6123	3/8"	29	2		5/16"	38T
HYD 6131	3/8"	27	1	1/2 x 20 JIC 37°	5/16"	38T
HYD 6132	3/8"	29	2		5/16"	38T
HYD 6149	3/8"	27	1	5/8 x 18 SAE 45°	3/8"	38T
HYD 6150	3/8"	29	2		3/8"	38T
HYD 6158	3/8"	27	1	9/16 x 18 JIC 37°	3/8"	38T
HYD 6159	3/8"	29	2		3/8"	38T
HYD 8122	1/2"	31	1	3/4 x 16 SAE 45°	1/2"	12T
HYD 8123	1/2"	33	2		1/2"	12T
HYD 8131	1/2"	31	1	3/4 x 16 JIC 37°	1/2"	12T
HYD 8132	1/2"	33	2		1/2"	12T
HYD 8149	1/2"	31	1	7/8 x 14 SAE 45°	5/8"	12T
HYD 8150	1/2"	33	2		5/8"	12T
HYD 8158	1/2"	31	1	7/8 x 14 JIC 37°	5/8"	12T
HYD8159	1/2"	33	2		5/8"	12T

90° BEND FEMALE SWIVEL



PART NO.	HOSE I.D.	FERRULE	1 OR 2 WIRE	THREAD SIZE-TYPE	TUBE O.D.	PUSHER
HYD 4122	1/4"	21	1	7/16 x 20 SAE 45°	1/4"	14T
HYD 4123	1/4"	23	2		1/4"	14T
HYD 4131	1/4"	21	1	7/16 x 20 JIC 37°	1/4"	14T
HYD 4132	1/4"	23	2		1/4"	14T
HYD 4149	1/4"	21	1	1/2 x 20 SAE 45°	5/16"	14T
HYD 4150	1/4"	23	2		5/16"	14T
HYD 4158	1/4"	21	1	1/2 x 20 JIC 37°	5/16"	14T
HYD 4159	1/4"	23	2		5/16"	14T
HYD 6125	3/8"	27	1	1/2 x 20 SAE 45°	5/16"	38T
HYD 6126	3/8"	29	2		5/16"	38T
HYD 6134	3/8"	27	1	1/2 x 20 JIC 37°	5/16"	38T
HYD 6135	3/8"	29	2		5/16"	38T
HYD 6152	3/8"	27	1	5/8 x 18 SAE 45°	3/8"	38T
HYD 6153	3/8"	29	2		3/8"	38T
HYD 6161	3/8"	27	1	9/16 x 18 JIC 37°	3/8"	38T
HYD 6162	3/8"	29	2		3/8"	38T
HYD 8125	1/2"	31	1	3/4 x 16 SAE 45°	1/2"	12T
HYD 8126	1/2"	33	2		1/2"	12T
HYD 8134	1/2"	31	1	3/4 x 16 JIC 37°	1/2"	12T
HYD 8135	1/2"	33	2		1/2"	12T
HYD 8152	1/2"	31	1	7/8 x 14 SAE 45°	5/8"	12T
HYD 8153	1/2"	33	2		5/8"	12T
HYD 8161	1/2"	31	1	7/8 x 14 JIC 37°	5/8"	12T
HYD 8162	1/2"	33	2		5/8"	12T

SAE 45° SOLID MALE



PART NO.	HOSE I.D.	TUBE O.D.	HOSE TYPE	FERRULE SIZE	PUSHER NO.
HYD 625	3/8"	3/8"	100R1Std.	27	25X
HYD 626	3/8"	3/8"	100R2Std.	29	25X

Note: Do not use crimp coupling for swage process. Specify swage system on all your swage coupling orders. If coupling is hard to insert in hose due to a tight fit, simply use soapy water to increase the ease of insertion.

SPLICER COUPLING



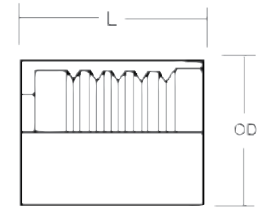
PART NO.	HOSE I.D.	HOSE TYPE	FERRULE SIZE	DIE SIZE	PUSHER NO.
HYD 67S0	3/8"	100R1Std.	27	27 x 27	4596-06000
HYD 69S0	3/8"	100R2Std.	29	29 x 29	4596-06000
HYD 81S0	1/2"	100R1Std.	31	31 x 31	4596-08000
HYD 83S0	1/2"	100R2Std.	33	33 x 33	4596-08000

FERRULES

FERRULES (for use with Gates Crimpers)

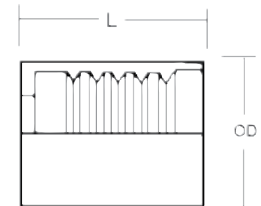
1 & 2 WIRE COMBINATION NON-SKIVE STEEL FERRULE FOR SAE 100R1AT, 100R2AT

PART NO.	GATES NO.	DESCRIPTION	HOSE I.D.	L	O.D.	I.D.
HYD 504-500	80482	4PC1FS	1/4	1.000	0.873	0.630
HYD 506-500	80484	6PC1FS	3/8	1.000	1.060	0.793
HYD 508-500	80485	8PC1FS	1/2	1.230	1.153	0.905
HYD 510-500	80486	10PC1FS	5/8	1.250	1.315	1.060
HYD 512-500	80487	12PC1FS	3/4	1.470	1.531	1.211
HYD 516-500	80488	16PC1FS	1	1.500	1.934	1.565
HYD 520-500	80489	20PC1FS	1 1/4	2.210	2.375	1.940
HYD 524-500	80491	24PC1FS	1 1/2	2.390	2.502	2.256
HYD 532-500	80492	32PC1FS	2	3.200	3.250	2.755



1 & 2 WIRE COMBINATION NON-SKIVE ALUMINUM FERRULE FOR SAE 100R1AT, 100R2AT

PART NO.	GATES NO.	DESCRIPTION	HOSE I.D.	L	O.D.	I.D.
HYD 504-A-500	80432	4PC1FA	1/4	1.000	0.875	0.630
HYD 506-A-500	80434	6PC1FA	3/8	1.000	1.062	0.783
HYD 508-A-500	80435	8PC1FA	1/2	1.230	1.187	0.913
HYD 510-A-500	80436	10PC1FA	5/8	1.250	1.312	1.050
HYD 512-A-500	80437	12PC1FA	3/4	1.470	1.562	1.211
HYD 516-A-500	80438	16PC1FA	1	1.500	1.937	1.545
HYD 520-A-500	80439	20PC1FA	1 1/4	2.210	2.375	1.940
HYD 524-A-500	80441	24PC1FA	1 1/2	2.390	2.687	2.256
HYD 532-A-500	80442	32PC1FA	2	3.200	3.250	2.755



DON'T FORGET
TO CHECK OUT THE



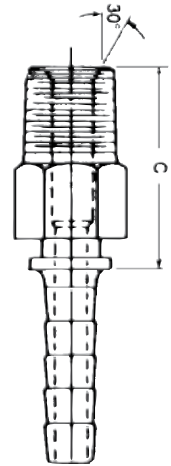
available on
pages 149 - 153

STEMS

STEMS (for use with Gates Crimpers)

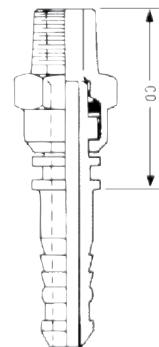
NPTF SOLID MALE STEM

PART NO.	GATES NO.	DESCRIPTION	HOSE I.D.	THREAD	HEX	STEM I.D.	FITTING LENGTH	CO CUTOFF
HYD 204-102	80003	4-2MP	1/4	1/8 - 27	5/8	0.156	1.784	0.874
HYD 204-104	80004	4-4MP	1/4	1/4 - 18	5/8	0.156	1.940	1.030
HYD 204-106	80005	4-6MP	1/4	3/8 - 18	11/16	0.156	1.940	1.030
HYD 204-108	80006	4-8MP	1/4	1/2 - 14	7/8	0.156	2.175	1.265
HYD 206-104	80008	6-4MP	3/8	1/4 - 18	11/16	0.296	1.971	1.061
HYD 206-106	80009	6-6MP	3/8	3/8 - 18	11/16	0.296	1.971	1.061
HYD 206-108	80011	6-8MP	3/8	1/2 - 14	7/8	0.296	2.222	1.312
HYD 208-106	80012	8-6MP	1/2	3/8 - 18	13/16	0.406	2.472	1.312
HYD 208-108	80013	8-8MP	1/2	1/2 - 14	7/8	0.406	2.472	1.312
HYD 208-112	80014	8-12MP	1/2	3/4 - 14	1 1/16	0.406	2.534	1.374
HYD 210-108	80015	10-8MP	5/8	1/2 - 14	1 1/16	0.500	2.534	1.374
HYD 210-112	80016	10-12MP	5/8	3/4 - 14	1 1/16	0.500	2.534	1.374
HYD 212-108	80017	12-8MP	3/4	1/2 - 14	1 1/8	0.562	2.614	1.364
HYD 212-112	80018	12-12MP	3/4	3/4 - 14	1 1/16	0.625	2.676	1.526
HYD 212-116	80019	12-16MP	3/4	1 - 11 1/2	1 3/8	0.625	2.926	1.676
HYD 216-112	80022	16-12MP	1	3/4 - 14	1 3/8	0.717	2.922	1.452
HYD 216-116	80023	16-16MP	1	1 - 11 1/2	1 3/8	0.843	3.172	1.702
HYD 220-120	80024	20-20MP	1 1/4	1 1/4 - 11 1/2	1 3/4	1.062	3.943	2.020
HYD 224-124	80025	24-24MP	1 1/2	1 1/2 - 11 1/2	2	1.311	4.520	2.182
HYD 232-132	80026	32-32MP	2	2 - 11 1/2	2 1/2	1.655	5.500	2.329



NPTF SWIVEL MALE STEM

PART NO.	GATES NO.	DESCRIPTION	HOSE I.D.	THREAD	NUT HEX	STEM I.D.	FITTING LENGTH	CO CUTOFF
HYD 203-202	80031	3-2MPX	3/16	1/8 - 27	1/2	0.125	1.955	1.050
HYD 204-204	80032	4-4MPX	1/4	1/4 - 18	11/16	0.156	2.365	1.440
HYD 204-206	80033	4-6MPX	1/4	3/8 - 18	13/16	0.156	2.515	1.625
HYD 204-208	80034	4-8MPX	1/4	1/2 - 14	7/8	0.156	2.705	1.795
HYD 206-204	80035	6-4MPX	3/8	1/4 - 18	13/16	0.296	2.510	1.605
HYD 206-206	80036	6-6MPX	3/8	3/8 - 18	13/16	0.296	2.510	1.625
HYD 206-208	80037	6-8MPX	3/8	1/2 - 14	7/8	0.296	2.700	1.810
HYD 208-206	80038	8-6MPX	1/2	3/8 - 18	1	0.406	2.755	1.605
HYD 208-208	80039	8-8MPX	1/2	1/2 - 14	1	0.406	2.955	1.800
HYD 210-212	80041	10-12MPX	5/8	3/4 - 14	1 5/16	0.500	3.000	1.855
HYD 212-208	80042	12-8MPX	3/4	1/2 - 14	1 5/16	0.625	3.125	1.890
HYD 212-212	80043	12-12MPX	3/4	3/4 - 14	1 5/16	0.625	3.135	1.885
HYD 216-216	80044	16-16MPX	1	1 - 11 1/2	1 5/8	0.844	3.760	2.300
HYD 220-220	-	-	1 1/4	1 1/4 - 11 1/2	1 3/4	0.937	4.395	2.480



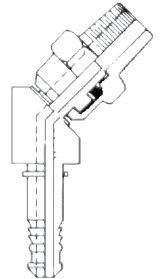
Leakage may occur at low pressure.

STEMS

STEMS (for use with Gates Crimpers)

NPTF SWIVEL MALE - 45° STEM

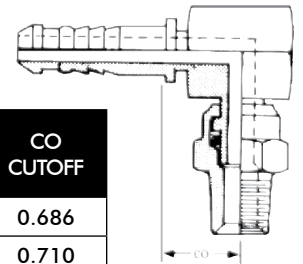
PART NO.	GATES NO.	DESCRIPTION	HOSE I.D.	THREAD	NUT HEX	STEM I.D.	D DROP	FITTING LENGTH	CO CUTOFF
HYD 204-206 45	-	-	1/4	3/8 - 18	13/16	0.156	1.137	2.700	1.790
HYD 206-206 45	-	-	3/8	3/8 - 18	13/16	0.296	1.137	2.700	1.790
HYD 208-206 45	-	-	1/2	3/8 - 18	1	0.406	1.187	3.160	2.000
HYD 208-208 45	-	-	1/2	1/2 - 14	1	0.406	1.250	3.300	2.140



Leakage may occur at low pressure.

NPTF SWIVEL MALE - 90° STEM

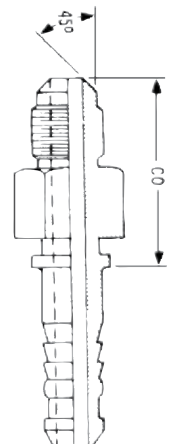
PART NO.	GATES NO.	DESCRIPTION	HOSE I.D.	THREAD	NUT HEX	STEM I.D.	D DROP	FITTING LENGTH	CO CUTOFF
HYD 204-204 90	-	4-4MPX90	1/4	1/4 - 18	11/16	0.156	1.536	1.596	0.686
HYD 204-206 90	-	4-6MPX90	1/4	3/8 - 18	13/16	0.156	1.700	1.620	0.710
HYD 206-204 90	-	6-4MPX90	3/8	1/4 - 18	13/16	0.296	1.530	1.650	0.710
HYD 206-206 90	-	6-6MPX90	3/8	3/8 - 18	13/16	0.296	1.645	1.650	0.710
HYD 206-208 90	-	6-8MPX90	3/8	1/2 - 14	7/8	0.296	1.798	1.650	0.710
HYD 208-206 90	-	-	1/2	3/8 - 18	13/16	0.406	1.895	2.000	0.840
HYD 208-208 90	-	8-8MPX90	1/2	1/2 - 14	1	0.406	1.900	2.000	0.840
HYD 208-212 90	-	-	1/2	3/4 - 14	15/16	0.406	2.300	2.150	1.240
HYD 212-212 90	-	12-12MPX90	3/4	3/4 - 14	15/16	0.625	2.300	2.350	1.100



Leakage may occur at low pressure.

SAE 45° SOLID MALE STEM

PART NO.	GATES NO.	DESCRIPTION	HOSE I.D.	THREAD	HEX	STEM I.D.	FITTING LENGTH	CO CUTOFF
HYD 204-303	-	4-3MS	1/4	3/8 - 24	5/8	0.156	1.815	0.905
HYD 204-304	80211	4-4MS	1/4	7/16 - 20	5/8	0.156	1.878	0.968
HYD 204-305	80212	4-5MS	1/4	1/2 - 20	5/8	0.156	1.939	1.029
HYD 206-306	80213	6-6MS	3/8	5/8 - 18	11/16	0.296	2.002	1.092
HYD 206-308	80214	6-8MS	3/8	3/4 - 16	11/16	0.296	2.159	1.249
HYD 208-308	80215	8-8MS	1/2	3/4 - 16	13/16	0.406	2.472	1.312
HYD 208-310	80216	8-10MS	1/2	7/8 - 14	7/8	0.406	2.602	1.442
HYD 210-310	-	10-10MS	5/8	7/8 - 14	1	0.468	2.602	1.442
HYD 212-312	80217	12-12MS	3/4	1 1/16 - 14	1 1/8	0.625	2.926	1.676

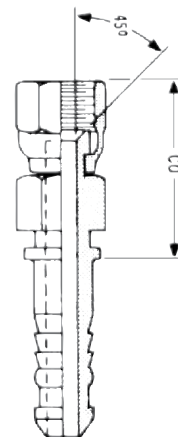


STEMS

STEMS (for use with Gates Crimpers)

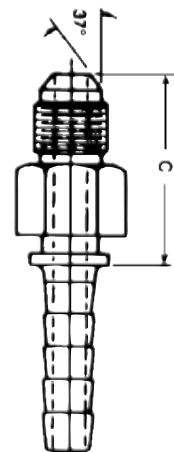
SAE 45° SWIVEL FEMALE STEM

PART NO.	GATES NO.	DESCRIPTION	HOSE I.D.	THREAD	STEM HEX	NUT HEX	STEM I.D.	FITTING LENGTH	CO CUTOFF
HYD 204-404	80166	4-4FSX	1/4	7/16 - 20	5/8	9/16	0.156	1.995	1.075
HYD 204-405	80167	4-5FSX	1/4	1/2 - 20	5/8	11/16	0.156	2.065	1.145
HYD 204-406	80168	4-6FSX	1/4	5/8 - 18	5/8	3/4	0.156	2.130	1.215
HYD 206-404	-	-	3/8	7/16 - 20	11/16	9/16	0.296	1.995	1.075
HYD 206-406	80169	6-6FSX	3/8	5/8 - 18	11/16	3/4	0.296	2.115	1.195
HYD 206-408	80171	6-8FSX	3/8	3/4 - 16	11/16	7/8	0.296	2.180	1.245
HYD 208-406	-	-	1/2	5/8 - 18	13/16	3/4	0.296	2.413	1.253
HYD 208-408	80172	8-8FSX	1/2	3/4 - 16	13/16	7/8	0.406	2.460	1.280
HYD 208-410	80173	8-10FSX	1/2	7/8 - 14	13/16	1 1/16	0.406	2.545	1.395
HYD 210-410	-	10-10FSX	5/8	7/8 - 14	1	1 1/16	0.500	2.565	1.415
HYD 210-412	-	10-12FSX	5/8	1 1/16 - 14	1	1 1/4	0.500	2.690	1.510
HYD 212-410	-	-	3/4	7/8 - 14	1 1/16	1 1/16	0.625	2.724	1.474
HYD 212-412	80174	12-12FSX	3/4	1 1/16 - 14	1 1/16	1 1/4	0.625	2.805	1.555



JIC 37° SOLID MALE STEM

PART NO.	GATES NO.	DESCRIPTION	HOSE I.D.	THREAD	HEX	STEM I.D.	FITTING LENGTH	CO CUTOFF
HYD 204-504	80182	4-4MJ	1/4	7/16 - 20	5/8	0.156	1.923	1.013
HYD 204-505	80183	4-5MJ	1/4	1/2 - 20	5/8	0.156	1.939	1.029
HYD 204-506	80184	4-6MJ	1/4	9/16 - 18	5/8	0.156	1.933	1.023
HYD 204-507	-	4-7MJ	1/4	5/8 - 18	5/8	0.156	2.002	1.092
HYD 206-506	80186	6-6MJ	3/8	9/16 - 18	11/16	0.265	1.965	1.055
HYD 206-508	80187	6-8MJ	3/8	3/4 - 16	3/4	0.296	2.065	1.155
HYD 206-510	80188	6-10MJ	3/8	7/8 - 14	7/8	0.296	2.159	1.249
HYD 208-508	80189	8-8MJ	1/2	3/4 - 16	13/16	0.390	2.378	1.218
HYD 208-510	80191	8-10MJ	1/2	7/8 - 14	7/8	0.406	2.472	1.312
HYD 208-512	80192	8-12MJ	1/2	1 1/16 - 12	1 1/16	0.406	2.589	1.429
HYD 210-508	-	10-8MJ	5/8	3/4 - 16	1	0.390	2.378	1.218
HYD 210-510	80193	10-10MJ	5/8	7/8 - 14	1	0.468	2.472	1.312
HYD 210-512	80194	10-12MJ	5/8	1 1/16 - 12	1 1/16	0.500	2.651	1.491
HYD 212-510	-	12-10MJ	3/4	7/8 - 14	1 1/16	0.468	2.676	1.426
HYD 212-512	80195	12-12MJ	3/4	1 1/16 - 12	1 1/8	0.625	2.793	1.543
HYD 212-516	80197	12-16MJ	3/4	1 5/16 - 12	1 3/8	0.625	2.837	1.587
HYD 216-516	80199	16-16MJ	1	1 5/16 - 12	1 5/8	0.844	3.146	1.676
HYD 216-520	80201	16-20MJ	1	1 5/8 - 12	1 5/8	0.844	3.139	1.664
HYD 220-520	80202	20-20MJ	1 1/4	1 5/8 - 12	1 3/4	1.062	3.932	1.993
HYD 220-524	80203	20-24MJ	1 1/4	1 7/8 - 12	2	1.062	4.067	2.118
HYD 224-524	80204	24-24MJ	1 1/2	1 7/8 - 12	2	1.312	4.598	2.260
HYD 232-532	80205	32-32MJ	2	2 1/2 - 12	2 5/8	1.655	5.802	2.635

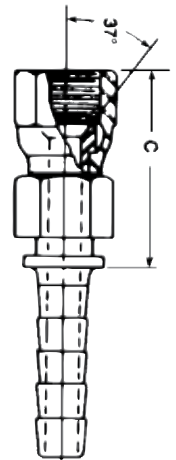


STEMS

STEMS (for use with Gates Crimpers)

JIC 37° SWIVEL FEMALE STEM

PART NO.	GATES NO.	DESCRIPTION	HOSE I.D.	THREAD	STEM HEX	NUT HEX	STEM I.D.	FITTING LENGTH	CO CUTOFF
HYD 204-604	80134	4-4FJX	1/4	7/16 - 20	5/8	9/16	0.156	1.995	1.070
HYD 204-605	80135	4-5FJX	1/4	1/2 - 20	5/8	11/16	0.156	2.050	1.125
HYD 204-606	80136	4-6FJX	1/4	9/16 - 18	5/8	3/4	0.156	2.035	1.120
HYD 206-606	80139	6-6FJX	3/8	9/16 - 18	11/16	3/4	0.296	2.030	1.105
HYD 206-608	80141	6-8FJX	3/8	3/4 - 16	11/16	7/8	0.296	2.165	1.245
HYD 206-610	80142	6-10FJX	3/8	7/8 - 14	13/16	1 1/16	0.296	2.245	1.345
HYD 208-606	-	8-6FJX	1/2	9/16 - 18	13/16	3/4	0.296	2.340	1.165
HYD 208-608	80143	8-8FJX	1/2	3/4 - 16	13/16	7/8	0.406	2.470	1.310
HYD 208-610	80144	8-10FJX	1/2	7/8 - 14	13/16	1 1/16	0.406	2.530	1.370
HYD 208-612	80145	8-12FJX	1/2	1 1/16 - 12	1	1 1/4	0.406	2.655	1.505
HYD 210-608	80146	10-8FJX	5/8	3/4 - 16	1	7/8	0.406	2.455	1.295
HYD 210-610	80147	10-10FJX	5/8	7/8 - 14	1	1 1/16	0.500	2.565	1.405
HYD 210-612	80148	10-12FJX	5/8	1 1/16 - 12	1	1 1/4	0.500	2.655	1.485
HYD 210-614	80149	10-14FJX	5/8	1 3/16 - 12	1 1/8	1 3/8	0.500	2.685	1.520
HYD 212-610	80151	12-10FJX	3/4	7/8 - 14	1 1/16	1 1/16	0.500	2.745	1.490
HYD 212-612	80152	12-12FJX	3/4	1 1/16 - 12	1 1/16	1 1/4	0.625	2.810	1.570
HYD 212-614	80153	12-14FJX	3/4	1 3/16 - 12	1 1/8	1 3/8	0.625	2.830	1.585
HYD 212-616	80154	12-16FJX	3/4	1 5/16 - 12	1 1/4	1 1/2	0.625	2.920	1.700
HYD 216-612	80156	16-12FJX	1	1 1/16 - 12	1 3/8	1 1/4	0.718	3.040	1.580
HYD 216-614	80157	16-14FJX	1	1 3/16 - 12	1 3/8	1 3/8	0.844	3.055	1.600
HYD 216-616	80158	16-16FJX	1	1 5/16 - 12	1 3/8	1 1/2	0.844	3.175	1.720
HYD 216-620	80159	16-20FJX	1	1 5/8 - 12	1 1/2	2	0.844	3.175	1.825
HYD 220-620	80161	20-20FJX	1 1/4	1 5/8 - 12	1 3/4	2	1.062	4.155	2.195
HYD 224-620	-	24-20FJX	1 1/2	1 5/8 - 12	2	2	1.062	4.750	2.410
HYD 224-624	80162	24-24FJX	1 1/2	1 7/8 - 12	2	2 1/4	1.312	4.800	2.415
HYD 232-632	80163	32-32FJX	2 1/2	2 1/2 - 12	2 5/8	2 7/8	1.655	6.075	2.930

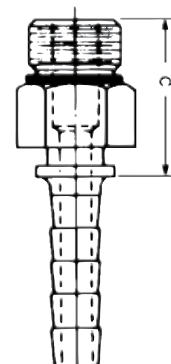


STEMS

STEMS (for use with Gates Crimpers)

ORB SOLID MALE STEM

PART NO.	GATES NO.	DESCRIPTION	HOSE I.D.	THREAD	HEX	STEM I.D.	FITTING LENGTH	CO CUTOFF
HYD 204-704	80076	4-4MB	1/4	7/16 - 20	5/8	0.156	1.737	.827
HYD 204-705	80077	4-5MB	1/4	1/2 - 20	5/8	0.156	1.737	.827
HYD 204-706	80078	4-6MB	1/4	9/16 - 18	11/16	0.156	1.769	.859
HYD 206-704	-	-	3/8	7/16 - 20	11/16	0.250	1.769	.859
HYD 206-705	-	-	3/8	1/2 - 20	11/16	0.296	1.769	.859
HYD 206-706	80081	6-6MB	3/8	9/16 - 18	3/4	0.296	1.862	.952
HYD 206-708	80082	6-8MB	3/8	3/4 - 16	7/8	0.296	1.937	1.027
HYD 206-710	80083	6-10MB	3/8	7/8 - 14	1	0.296	1.972	1.062
HYD 206-712	80084	6-12MB	3/8	1 1/16 - 12	1 1/4	0.296	2.128	1.218
HYD 208-708	80085	8-8MB	1/2	3/4 - 16	7/8	0.406	2.160	1.000
HYD 208-710	80086	8-10MB	1/2	7/8 - 14	1	0.406	2.222	1.062
HYD 208-712	80087	8-12MB	1/2	1 1/16 - 12	1 1/4	0.406	2.348	1.188
HYD 210-708	80088	10-8MB	5/8	3/4 - 16	1 1/8	0.500	2.191	1.031
HYD 210-710	80089	10-10MB	5/8	7/8 - 14	1	0.500	2.438	1.278
HYD 210-712	80091	10-12MB	5/8	1 1/16 - 12	1 1/4	0.500	2.318	1.128
HYD 212-710	-	-	3/4	7/8 - 14	1 1/16	0.625	2.333	1.083
HYD 212-712	80092	12-12MB	3/4	1 1/16 - 12	1 1/4	0.625	2.520	1.270
HYD 212-714	80093	12-14MB	3/4	1 3/16 - 12	1 3/8	0.625	2.520	1.270
HYD 212-716	80094	12-16MB	3/4	1 5/16 - 12	1 1/2	0.625	2.520	1.270
HYD 216-712	-	16-12MB	1	1 1/16 - 12	1 3/8	0.844	2.829	1.359
HYD 216-714	80095	16-14MB	1	1 3/16 - 12	1 3/8	0.844	2.829	1.359
HYD 216-716	80096	16-16MB	1	1 5/16 - 12	1 1/2	0.844	2.829	1.359
HYD 220-720	-	20-20MB	1 1/4	1 5/8 - 12	1 3/4	1.062	3.568	1.646



ORB SOLID MALE STEM

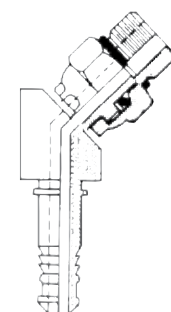
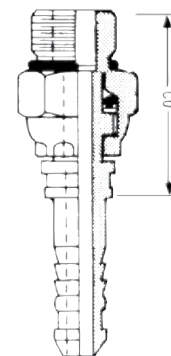
PART NO.	GATES NO.	DESCRIPTION	HOSE I.D.	THREAD	HEX NUT	STEM I.D.	FITTING LENGTH	CO CUTOFF
HYD 204-805	-	4-5MBX	1/4	1/2 - 20	11/16	0.156	2.260	1.340
HYD 204-806	-	4-6MBX	1/4	9/16 - 18	11/16	0.156	2.270	1.365
HYD 206-806	80101	6-6MBX	3/8	9/16 - 18	13/16	0.296	2.320	1.405
HYD 206-808	80102	6-8MBX	3/8	3/4 - 16	7/8	0.296	2.275	1.365
HYD 206-810	80103	6-10MBX	3/8	7/8 - 14	1	0.296	2.485	1.570
HYD 208-808	80104	8-8MBX	1/2	3/4 - 16	1	0.406	2.650	1.500
HYD 208-810	80105	8-10MBX	1/2	7/8 - 14	1	0.406	2.695	1.535
HYD 210-810	-	10-10MBX	5/8	7/8 - 14	1	0.500	2.695	1.535
HYD 212-812	-	-	3/4	1 1/16 - 12	1 5/16	0.625	3.125	1.890
HYD 212-814	80106	12-14MBX	3/4	1 3/16 - 12	1 5/16	0.625	2.960	1.720

Leakage may occur at low pressure.

ORB SOLID MALE STEM

PART NO.	GATES NO.	DESCRIPTION	HOSE I.D.	THREAD	HEX NUT	STEM I.D.	D DROP	FITTING LENGTH	CO CUTOFF
HYD 204-805 45	-	-	1/4	1/2 - 20	11/16	0.156	0.950	2.450	1.540
HYD 204-806 45	-	-	1/4	9/16 - 18	11/16	0.156	0.950	2.450	1.540

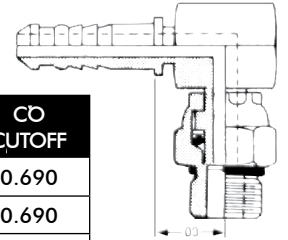
Leakage may occur at low pressure.



STEMS

STEMS (for use with Gates Crimpers)

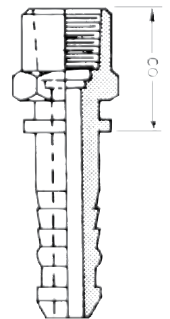
ORB SWIVEL MALE - 90° STEM



PART NO.	GATES NO.	DESCRIPTION	HOSE I.D.	THREAD	NUT HEX	STEM I.D.	D DROP	FITTING LENGTH	CO CUTOFF
HYD 204-804 90	-	-	1/4	7/16 - 20	11/16	0.156	1.416	1.600	0.690
HYD 204-805 90	-	-	1/4	1/2 - 20	11/16	0.156	1.426	1.600	0.690
HYD 204-806 90	80111	4-6MBX90	1/4	9/16 - 18	11/16	0.156	1.426	1.600	0.690
HYD 204-808 90	-	-	1/4	3/4 - 16	7/8	0.156	1.470	1.620	0.710
HYD 206-806 90	80112	6-6MBX90	3/8	9/16 - 18	11/16	0.296	1.426	1.600	0.690
HYD 206-808 90	80113	6-8MBX90	3/8	3/4 - 16	7/8	0.296	1.470	1.620	0.710
HYD 206-810 90	80114	6-10MBX90	3/8	7/8 - 14	1	0.296	1.780	1.600	0.690
HYD 208-808 90	-	8-8MBX90	1/2	3/4 - 16	1	0.406	1.660	2.000	0.840
HYD 208-810 90	-	8-10MBX90	1/2	7/8 - 14	1	0.406	1.725	1.970	0.810
HYD 208-812 90	80117	8-12MBX90	1/2	1 1/16 - 12	1 5/16	0.406	2.144	2.150	0.990
HYD 212-812 90	80118	12-12MBX90	3/4	1 1/16 - 12	1 5/16	0.625	2.125	2.285	0.990

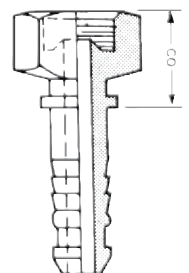
NPTF SOLID FEMALE STEM

PART NO.	GATES NO.	DESCRIPTION	HOSE I.D.	THREAD	HEX	HOSE I.D.	FITTING LENGTH	CO CUTOFF
HYD 204-902	80062	4-2FP	1/4	1/8 - 27	5/8	0.156	1.784	0.874
HYD 204-904	80063	4-4FP	1/4	1/4 - 18	11/16	0.156	1.784	0.874
HYD 204-906	80064	4-6FP	1/4	3/8 - 18	13/16	0.156	1.972	1.782
HYD 206-904	80065	6-4FP	3/8	1/4 - 18	11/16	0.296	1.784	0.874
HYD 206-906	80067	6-6FP	3/8	3/8 - 18	13/16	0.296	1.847	0.937
HYD 206-908	80068	6-8FP	3/8	1/2 - 14	1	0.296	2.050	1.140
HYD 208-906	80069	8-6FP	1/2	3/8 - 18	13/16	0.406	2.050	1.140
HYD 208-908	80071	8-8FP	1/2	1/2 - 14	1	0.406	2.300	1.140
HYD 212-912	80072	12-12FP	3/4	3/4 - 14	1 1/4	0.625	2.676	1.426
HYD 216-916	-	-	1	1 - 11 1/2	1 1/2	0.844	3.031	1.561
HYD 220-920	-	-	1 1/4	1 1/4 - 11 1/2	1 7/8	1.062	3.756	1.834
HYD 224-924	-	-	1 1/2	1 1/2 - 11 1/2	2 1/4	1.311	4.175	1.837
HYD 232-932	-	-	2	2 - 11 1/2	2 5/8	1.655	5.024	2.069



45° SOLID FEMALE INVERTED FLARE STEM

PART NO.	GATES NO.	DESCRIPTION	HOSE I.D.	THREAD	HEX	STEM I.D.	FITTING LENGTH	CO CUTOFF
HYD 204-904 IF	-	-	1/4	7/16 - 24	11/16	0.156	1.600	0.687
HYD 204-905 IF	-	-	1/4	1/2 - 20	11/16	0.156	1.600	0.687
HYD 204-906 IF	-	-	1/4	5/8 - 18	3/4	0.156	1.600	0.687
HYD 206-904 IF	-	-	3/8	7/16 - 24	11/16	0.296	1.600	0.687
HYD 206-905 IF	-	-	3/8	1/2 - 20	11/16	0.296	1.600	0.687
HYD 206-906 IF	-	-	3/8	5/8 - 18	13/16	0.296	1.600	0.687
HYD 206-908 IF	-	-	3/8	3/4 - 18	1	0.296	1.600	0.687
HYD 208-908 IF	-	-	1/2	3/4 - 18	1	0.406	1.850	0.687

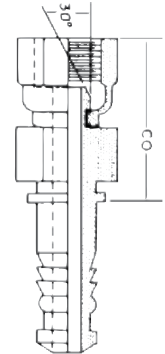


STEMS

STEMS (for use with Gates Crimpers)

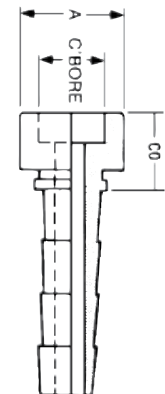
NPSM SWIVEL FEMALE STEM

PART NO.	GATES NO.	DESCRIPTION	HOSE I.D.	THREAD	STEM HEX	NUT HEX	STEM I.D.	FITTING LENGTH	CO CUTOFF
HYD 204-4FPX	-	-	1/4	1/4 - 18	5/8	11/16	0.156	1.937	1.027
HYD 206-6FPX	-	-	3/8	3/8 - 18	11/16	7/8	0.296	2.062	1.153
HYD 208-8FPX	-	-	1/2	1/2 - 14	13/16	1	0.406	2.390	1.230
HYD 212-12FPX	-	-	3/4	3/4 - 14	1 1/16	1 1/4	0.625	2.769	1.519
HYD 216-16FPX	-	-	1	1 - 11 1/2	1 3/8	1 1/2	0.843	2.980	1.520
HYD 220-20FPX	-	-	1 1/4	1 1/4 - 11 1/2	1 3/4	1 7/8	1.062	4.054	1.705



BRAZE-ON TUBE STEM

PART NO.	GATES NO.	DESCRIPTION	HOSE I.D.	C BORE DIA.	NUT HEX	STEM I.D.	D DROP	FITTING LENGTH	CO CUTOFF
HYD 204-T03	80401	4-4FBO	1/4	3/16	0.218	0.604	0.156	1.437	0.562
HYD 204-T04	80402	4-5FBO	1/4	1/4	0.218	0.604	0.156	1.437	0.562
HYD 204-T05	-	4-6FBO	1/4	5/16	0.218	0.604	0.156	1.437	0.562
HYD 204-T06	-	-	1/4	3/8	0.218	0.604	0.156	1.437	0.562
HYD 206-T04	-	-	3/8	1/4	0.218	3/4	0.296	1.437	0.562
HYD 206-T05	-	-	3/8	5/16	0.218	3/4	0.296	1.437	0.562
HYD 206-T06	80403	6-6FBO	3/8	3/8	0.218	3/4	0.296	1.437	0.562
HYD 206-T08	-	6-8FBO	3/8	1/2	0.218	3/4	0.296	1.437	0.562
HYD 206-T10	-	6-10FBO	3/8	5/8	0.218	1 3/16	0.296	1.437	0.562
HYD 208-T06	-	8-6FBO	1/2	3/8	0.218	7/8	0.359	1.500	0.562
HYD 208-T08	80404	8-8FBO	1/2	1/2	0.218	7/8	0.406	1.500	0.562
HYD 208-T10	80405	8-10FBO	1/2	5/8	0.218	1	0.406	1.500	0.562
HYD 208-T12	-	8-12FBO	1/2	3/4	0.218	1	0.406	1.500	0.562
HYD 210-T10	-	10-10FBO	5/8	5/8	0.312	1	0.500	1.859	0.734
HYD 210-T12	-	10-12FBO	5/8	3/4	0.312	1	0.500	1.859	0.734
HYD 212-T10	-	12-10FBO	3/4	5/8	0.375	1 3/16	0.625	1.880	0.755
HYD 212-T12	80406	12-12FBO	3/4	3/4	0.375	1 3/16	0.625	1.880	0.755
HYD 212-T14	-	12-14FBO	3/4	7/8	0.375	1 3/16	0.625	1.880	0.755
HYD 212-T16	80407	12-16FBO	3/4	1	0.375	1 3/16	0.625	1.880	0.755
HYD 216-T12	-	16-12FBO	1	3/4	0.375	1 1/2	0.734	2.235	0.765
HYD 216-T16	80408	16-16FBO	1	1	0.375	1 1/2	0.843	2.235	0.765
HYD 420-T20	80409	20-20FBO	1 1/4	1 1/4	0.375	1 7/16	1.062	2.840	1.920
HYD 420-T24	-	-	1 1/4	1 1/2	0.375	1 3/4	1.062	2.840	1.920
HYD 424-T20	-	24-20FBO	1 1/2	1 1/4	0.375	1 13/16	1.234	3.562	2.659
HYD 424-T24	80411	24-24FBO	1 1/2	1 1/2	0.375	1 13/16	1.250	3.258	2.338
HYD 424-T32	-	-	1 1/2	2	0.375	2 1/4	1.250	3.258	2.338
HYD 432-T32	-	-	2	2	0.375	2 1/4	1.655	4.086	3.167



STEMS

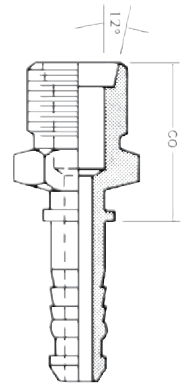
STEMS (for use with Gates Crimpers)

MALE FLARELESS STEM ONLY

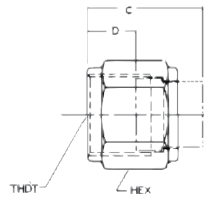
Must use 318 Nut and 319 Sleeve.

A simple alternative to flaring or brazing metal hydraulic tubing.

PART NO.	GATES NO.	DESCRIPTION	HOSE I.D.	THREAD	HEX	STEM I.D.	FITTING LENGTH	CO CUTOFF
HYD 204-E04	80711	4-4MFA	1/4	7/16 - 20	5/8	0.156	1.831	0.921
HYD 204-E05	80712	4-5MFA	1/4	1/2 - 20	5/8	0.156	1.831	0.921
HYD 204-E06	-	-	1/4	9/16 - 18	5/8	0.156	1.847	0.937
HYD 206-E04	80713	6-4MFA	3/8	7/16 - 20	11/16	0.234	1.863	0.953
HYD 206-E05	80714	6-5MFA	3/8	1/2 - 20	11/16	0.234	1.863	0.953
HYD 206-E06	80715	6-6MFA	3/8	9/16 - 18	11/16	0.296	1.879	0.969
HYD 206-E08	80716	6-8MFA	3/8	3/4 - 16	13/16	0.296	1.971	1.061
HYD 208-E08	80717	8-8MFA	1/2	3/4 - 16	13/16	0.406	2.285	1.125
HYD 208-E11	80718	8-10MFA	1/2	15/16 - 16	1	0.406	2.347	1.187
HYD 212-E12	80719	12-12MFA	3/4	1 1/16 - 12	1 1/8	0.625	2.614	1.364
HYD 216-E16	80721	16-16MFA	1	1 5/16 - 12	1 3/8	0.844	2.923	1.453
HYD 216-E20	-	-	1	1 5/8 - 12	1 3/4	0.844	2.923	1.453
HYD 220-E20	-	-	1 1/4	1 5/8 - 12	1 3/4	1.062	3.662	1.738

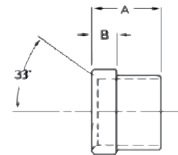


318 NUT



PART NO.	THDT	C	D	HEX
HYD 318-4	7/16 - 20	51/64	25/64	9/10
HYD 318-5	1/2 - 20	55/64	27/64	5/8
HYD 318-6	9/16 - 18	15/16	7/16	11/16
HYD 318-8	3/4 - 16	1 1/16	1/2	7/8
HYD 318-10	7/8 - 14	1 15/64	37/64	1
HYD 318-12	1 1/16 - 12	1 9/32	39/64	1 1/4
HYD 318-14	1 3/16 - 12	1 25/64	41/64	1 3/8
HYD 318-16	1 5/16 - 12	1 15/32	11/16	1 1/2
HYD 318-20	1 5/8 - 12	1 39/64	45/64	2
HYD 318-24	1 7/8 - 12	1 61/64	53/64	2 1/4
HYD 318-32	2 1/2 - 12	2 7/8	1 1/16	2 7/8

319 SLEEVE



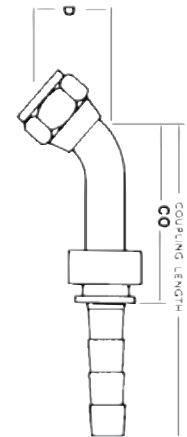
PART NO.	TUBE O.D.	A	B
HYD 319-4	1/4	13/32	9/64
HYD 319-5	5/16	7/16	5/32
HYD 319-6	3/8	1/2	11/64
HYD 319-8	1/2	9/16	7/32
HYD 319-10	5/8	21/32	15/64
HYD 319-12	3/4	11/16	17/64
HYD 319-14	7/8	3/4	17/64
HYD 319-16	1	25/32	9/32
HYD 319-20	1 1/4	29/32	5/16
HYD 319-24	1 1/2	1 1/8	11/32
HYD 319-32	2	1 3/16	13/32

STEMS

STEMS (for use with Gates Crimpers)

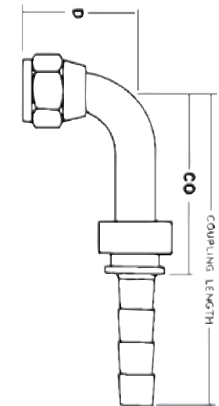
JIC 37° SWIVEL FEMALE STEM - 45° BENT TUBE - SHORT DROP

PART NO.	GATES NO.	DESCRIPTION	HOSE I.D.	THREAD	NUT HEX	D DROP	FITTING LENGTH	CO CUTOFF
HYD 204-S-684	-	4C2-4JX45S	1/4	7/16 - 20	9/16	0.330	2.570	1.690
HYD 204-S-685	-	4C2-5JX45S	1/4	1/2 - 20	5/8	0.360	2.670	1.790
HYD 204-S-686	-	4C2-6JX45S	1/4	9/16 - 18	11/16	0.410	2.890	2.010
HYD 206-S-686	83111	6C2-6JX45S	3/8	9/16 - 18	11/16	0.410	2.890	2.010
HYD 206-S-688	-	6C2-8JX45S	3/8	3/4 - 16	7/8	0.550	3.240	2.200
HYD 208-S-688	83113	8C2-8JX45S	1/2	3/4 - 16	7/8	0.550	3.240	2.200
HYD 208-S-690	-	8C2-10JX45S	1/2	7/8 - 14	1	0.650	3.540	2.600
HYD 210-S-690	-	10C2-10JX45S	5/8	7/8 - 14	1	0.650	3.750	2.620
HYD 210-S-692	-	10C2-12JX45S	5/8	1 1/16 - 12	1 1/4	0.780	4.010	2.880
HYD 212-S-692	83116	12C2-12JX45S	3/4	1 1/16 - 12	1 1/4	0.780	4.020	2.900
HYD 212-S-694	-	12C2-14JX45S	3/4	1 3/16 - 12	1 3/8	0.860	4.280	3.150
HYD 212-S-696	-	12C2-16JX45S	3/4	1 5/16 - 12	1 1/2	0.960	4.430	3.300
HYD 216-S-692	-	16C2-12JX45S	1	1 1/16 - 12	1 1/4	0.780	4.430	3.300
HYD 216-S-696	83119	16C2-16JX45S	1	1 5/16 - 12	1 1/2	0.960	4.430	3.300



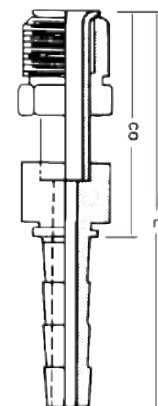
JIC 37° SWIVEL FEMALE STEM - 90° BENT TUBE - SHORT DROP

PART NO.	GATES NO.	DESCRIPTION	HOSE I.D.	THREAD	NUT HEX	D DROP	FITTING LENGTH	CO CUTOFF
HYD 204-S-664	83126	4C2-4FJX90-S	1/4	7/16 - 20	9/16	0.780	2.300	1.430
HYD 204-S-665	83127	4C2-5FJX90-S	1/4	1/2 - 20	5/8	0.900	2.390	1.510
HYD 204-S-666	83128	4C2-6FJX90-S	1/4	9/16 - 18	11/16	0.920	2.540	1.670
HYD 206-S-666	83130	6C2-6FJX90-S	3/8	9/16 - 18	11/16	0.920	2.540	1.670
HYD 206-S-668	83131	6C2-8FJX90-S	3/8	3/4 - 16	7/8	1.170	2.760	1.880
HYD 208-S-668	83132	8C2-8FJX90-S	1/2	3/4 - 16	7/8	1.170	2.760	1.880
HYD 208-S-670	83133	8C2-10FJX90-S	1/2	7/8 - 14	1	1.320	3.060	2.120
HYD 210-S-670	83134	10C2-10FJX90-S	5/8	7/8 - 14	1	1.320	3.260	2.140
HYD 210-S-672	83135	10C2-12FJX90-S	5/8	1 1/16 - 12	1 1/4	1.870	3.860	2.730
HYD 212-S-670	-	-	3/4	7/8 - 14	1	1.320	3.290	2.160
HYD 212-S-672	83136	12C2-12FJX90-S	3/4	1 1/16 - 12	1 1/4	1.870	3.880	2.150
HYD 212-S-674	-	12C2-14FJX90-S	3/4	1 3/16 - 12	1 3/8	2.000	4.250	3.120
HYD 212-S-676	-	-	3/4	1 5/16 - 12	1 1/2	2.240	4.720	3.250
HYD 216-S-676	83138	16C2-16FJX90-S	1	1 5/16 - 12	1 1/2	2.240	4.720	3.250
HYD 420-S-678	-	-	1 1/4	1 5/8 - 12				



SAE 45° MALE INVERTED SWIVEL STEM - STRAIGHT TUBE

PART NO.	GATES NO.	DESCRIPTION	HOSE I.D.	THREAD	NUT HEX	FITTING LENGTH	CO CUTOFF
HYD 204-B03	-	-	1/4	3/8 - 24	3/8	2.380	1.500
HYD 204-B04	83305	4C2-4MIX	1/4	7/16 - 24	7/16	2.440	1.560
HYD 204-B05	83306	4C2-5MIX	1/4	1/2 - 20	1/2	2.560	1.680
HYD 206-B04	-	-	3/8	7/16 - 24	7/16	2.440	1.560
HYD 206-B05	83307	6C2-5MIX	3/8	1/2 - 20	1/2	2.560	1.680
HYD 206-B06	83308	6C2-6MIX	3/8	5/8 - 18	5/8	2.600	1.720
HYD 206-B07	83309	6C2-7MIX	3/8	11/16 - 18	11/16	2.680	1.800
HYD 206-B08	-	-	3/8	3/4 - 18	3/4	2.800	1.920
HYD 208-B06	83310	8C2-6MIX	1/2	5/8 - 18	5/8	2.660	1.720
HYD 208-B08	83311	8C2-8MIX	1/2	3/4 - 18	3/4	2.860	1.920
HYD 208-B10	-	-	1/2	7/8 - 18	7/8	2.920	1.980

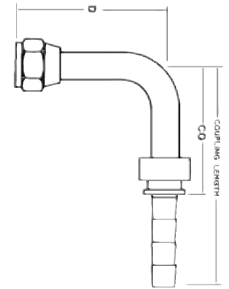


STEMS

STEMS (for use with Gates Crimpers)

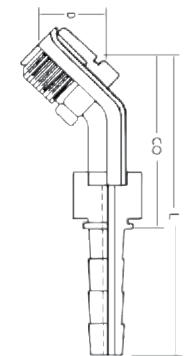
JIC 37° SWIVEL FEMALE STEM - 90° BENT TUBE - LONG DROP

PART NO.	GATES NO.	DESCRIPTION	HOSE I.D.	THREAD	NUT HEX	D DROP	FITTING LENGTH	CO CUTOFF
HYD 204-L-664	-	-	1/4	7/16 - 20	9/16	1.800	2.300	1.430
HYD 204-L-665	-	-	1/4	1/2 - 20	5/8	1.800	2.390	1.510
HYD 204-L-666	-	-	1/4	9/16 - 18	11/16	2.180	2.550	1.670
HYD 206-L-666	-	-	3/8	9/16 - 18	11/16	2.180	2.540	1.670
HYD 206-L-668	-	-	3/8	3/4 - 16	7/8	2.430	2.760	1.880
HYD 208-L-668	-	-	1/2	3/4 - 16	7/8	2.430	2.760	1.880
HYD 208-L-670	-	-	1/2	7/8 - 14	1	2.570	3.060	2.120
HYD 208-L-672	-	-	1/2	1 1/16 - 12	1 1/4	3.730	3.670	2.730
HYD 210-L-670	-	-	5/8	7/8 - 14	1	2.570	3.220	2.140
HYD 210-L-672	-	-	5/8	1 1/16 - 12	1 1/4	3.730	3.860	2.730
HYD 212-L-672	-	-	3/4	1 1/16 - 12	1 1/4	3.730	3.880	2.750
HYD 212-L-674	-	-	3/4	1 3/16 - 12	1 3/8	3.930	4.010	2.890
HYD 212-L-676	-	-	3/4	1 5/16 - 12	1 1/2	4.330	4.370	3.240
HYD 216-L-674	-	-	1	1 3/16 - 12	1 3/8	3.930	4.370	2.890
HYD 216-L-676	-	-	1	1 5/16 - 12	1 1/2	4.330	4.720	3.250



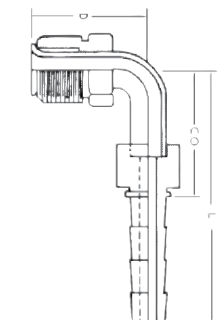
SAE 45° MALE INVERTED SWIVEL STEM - 45° BENT TUBE

PART NO.	GATES NO.	DESCRIPTION	HOSE I.D.	THREAD	NUT HEX	D DROP	FITTING LENGTH	CO CUTOFF
HYD 204-B43	-	-	1/4	3/8 - 24	3/8	0.530	2.490	1.610
HYD 204-B44	-	-	1/4	7/16 - 24	7/16	0.570	2.660	1.780
HYD 204-B45	-	-	1/4	1/2 - 20	1/2	0.650	2.850	1.970
HYD 206-B44	-	6C2-4MIX45	3/8	7/16 - 24	7/16	0.570	2.660	1.780
HYD 206-B45	-	6C2-5MIX45	3/8	1/2 - 20	1/2	0.650	2.850	1.970
HYD 206-B46	-	6C2-6MIC45	3/8	5/8 - 18	5/8	0.710	3.000	2.120
HYD 206-B47	-	6C2-7MIX45	3/8	11/16 - 18	11/16	0.760	3.126	2.240
HYD 206-B48	-	-	3/8	3/4 - 18	3/4	0.850	3.330	2.450
HYD 208-B48	-	-	1/2	3/4 - 18	3/4	0.850	3.390	2.450
HYD 208-B50	-	-	1/2	7/8 - 18	7/8	0.960	3.600	2.660



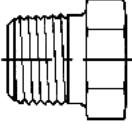
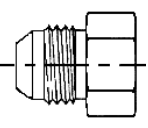
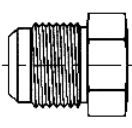
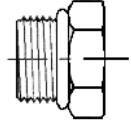
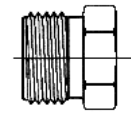
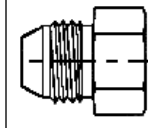
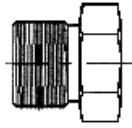
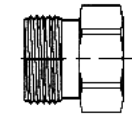
SAE 45° MALE INVERTED SWIVEL STEM - 90° BENT TUBE

PART NO.	GATES NO.	DESCRIPTION	HOSE I.D.	THREAD	NUT HEX	D DROP	FITTING LENGTH	CO CUTOFF
HYD 204-B63	-	-	1/4	3/8 - 24	3/8	0.970	2.180	1.300
HYD 204-B64	83355	4C2-4MIX90	1/4	7/16 - 24	7/16	1.100	2.380	1.500
HYD 204-B65	83356	4C2-5MIX90	1/4	1/2 - 20	1/2	1.280	2.560	1.680
HYD 206-B64	83359	6C2-4MIX90	3/8	7/16 - 24	7/16	1.100	2.380	1.500
HYD 206-B65	83360	6C2-5MIX90	3/8	1/2 - 20	1/2	1.280	2.560	1.680
HYD 206-B66	83361	6C2-6MIX90	3/8	5/8 - 18	5/8	1.450	2.730	1.850
HYD 206-B67	83362	6C2-7MIX90	3/8	11/16 - 18	11/16	1.600	2.880	2.000
HYD 206-B68	-	-	3/8	3/4 - 18	3/4	1.780	3.060	2.180
HYD 208-B68	83368	8C2-8MIX90	1/2	3/4 - 18	3/4	1.780	3.120	2.180
HYD 208-B70	-	-	1/2	7/8 - 18	7/8	2.090	3.370	2.430

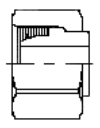
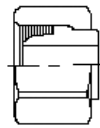
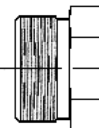
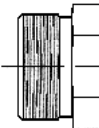
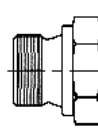

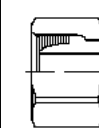
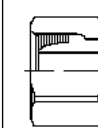
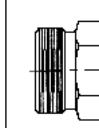
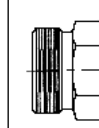


ADAPTERS

Thread Guide

								
DASH SIZE	NPTF PIPE THREAD SIZE	SAE (JIC) 37° FLARE THREAD SIZE	SAE 45° FLARE THREAD SIZE	O-RING STYLE STRAIGHT THREAD SIZE	SAE INVERTED FLARE THREAD SIZE	PTT 30° FLARE THREAD SIZE	SAE FLARELESS THREAD SIZE	SEAL-LOK THREAD
2	1/8 - 27	5/16 - 24	5/16 - 24	5/16 - 24	-	-	5/16 - 24	-
3	-	3/8 - 24	3/8 - 24	3/8 - 24	-	-	3/8 - 24	-
4	1/4 - 18	7/16 - 20	7/16 - 20	7/16 - 20	7/16 - 24	-	7/16 - 20	9/16 - 18
5	-	1/2 - 20	1/2 - 20	1/2 - 20	1/2 - 20	-	1/2 - 20	-
6	3/8 - 18	9/16 - 18	5/8 - 18	9/16 - 18	5/8 - 18	-	9/16 - 18	11/16 - 16
8	1/2 - 14	3/4 - 16	3/4 - 16	3/4 - 16	3/4 - 18	-	3/4 - 16	13/16 - 16
10	-	7/8 - 14	7/8 - 14	7/8 - 14	7/8 - 18	-	7/8 - 14	1 - 14
12	3/4 - 14	1 1/16 - 12	1 1/16 - 14	1 1/16 - 12	-	-	1 1/16 - 12	13/16 - 12
14	-	1 3/16 - 12	-	1 3/16 - 12	-	-	1 3/16 - 12	-
16	1 - 11 1/2	1 5/16 - 12	-	1 5/16 - 12	-	1 5/16 - 14	1 5/16 - 12	1 7/16 - 12
20	1 1/4 - 11 1/2	1 5/8 - 12	-	1 5/8 - 12	-	1 5/8 - 14	1 5/8 - 12	1 11/16 - 12
24	1 1/2 - 11 1/2	1 7/8 - 12	-	1 7/8 - 12	-	1 7/8 - 14	1 7/8 - 12	2 - 12
32	2 - 11 1/2	2 1/2 - 12	-	2 1/2 - 12	-	2 1/2 - 12	2 1/2 - 12	-


Metric Thread Guide

										
FITTING SIZE	DIN "L" SWIVEL FEMALE THREAD SIZE	DIN "S" SWIVEL FEMALE THREAD SIZE	DIN "L" MALE STUD THREAD SIZE	DIN "S" MALE STUD THREAD SIZE	MALE BSP THREAD SIZE	BSP SWIVEL FEMALE THREAD SIZE	FRENCH SWIVEL FEMALE GAS SERIES	FRENCH SWIVEL FEMALE METRIC SERIES	FRENCH MALE STUD METRIC SERIES	FRENCH MALE STUD GAS SERIES
4	-	-	-	-	1/4 x 19	1/4 x 19	-	-	-	-
6	M12 x 1,5	M14 x 1,5	M12 x 1,5	M14 x 1,5	3/8 x 19	3/8 x 19	-	M12 x 1	M12 x 1	-
8	M14 x 1,5	M16 x 1,5	M14 x 1,5	M16 x 1,5	1/2 x 14	1/2 x 14	-	M14 x 1,5	M14 x 1,5	-
10	M16 x 1,5	M18 x 1,5	M16 x 1,5	M18 x 1,5	5/8 x 14	5/8 x 14	-	M16 x 1,5	M16 x 1,5	-
12	M18 x 1,5	M20 x 1,5	M18 x 1,5	M20 x 1,5	3/4 x 14	3/4 x 14	-	M18 x 1,5	M18 x 1,5	-
-	-	-	-	-	-	-	M20 x 1,5	-	-	M20 x 1,5
14	-	M22 x 1,5	-	M22 x 1,5	-	-	-	M20 x 1,5	M20 x 1,5	-
15	M22 x 1,5	-	M22 x 1,5	-	-	-	-	M22 x 1,5	M22 x 1,5	-
16	-	M24 x 1,5	-	M24 x 1,5	1 x 11	1 x 11	-	M24 x 1,5	M24 x 1,5	-
-	-	-	-	-	-	-	M24 x 1,5	-	-	M24 x 1,5
18	M26 x 1,5	-	M26 x 1,5	-	-	-	-	M27 x 1,5	M27 x 1,5	-
20	-	M30 x 2	-	M30 x 2	1 1/4 x 11	1 1/4 x 11	-	M27 x 1,5	M27 x 1,5	-
-	-	-	-	-	-	-	M30 x 1,5	-	-	M30 x 1,5
22	M30 x 2	-	M30 x 2	-	-	-	-	M30 x 1,5	M30 x 1,5	-
25	-	M36 x 2	-	M36 x 2	1 1/2 x 11	1 1/2 x 11	-	M33 x 1,5	M33 x 1,5	-
-	-	-	-	-	-	-	M36 x 1,5	-	-	M36 x 1,5
28	M36 x 2	-	M36 x 2	-	-	-	-	M36 x 1,5	M36 x 1,5	-
30	-	M42 x 2	-	M42 x 2	2 x 11	2 x 11	-	M39 x 1,5	M39 x 1,5	-
33	-	-	-	-	-	-	M45 x 1,5	-	-	M45 x 1,5

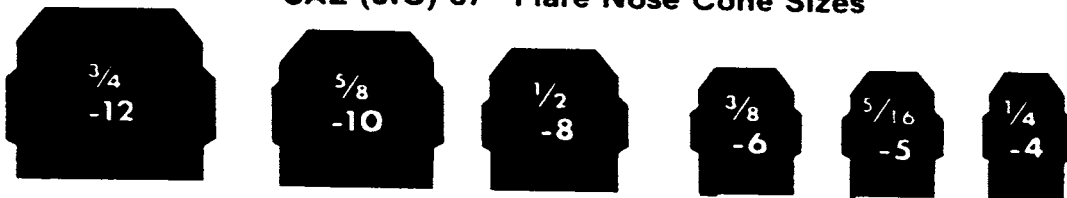
ADAPTERS

Adapter Guide

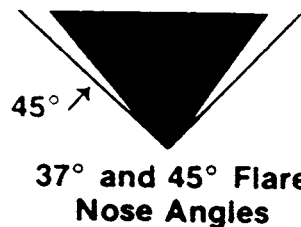
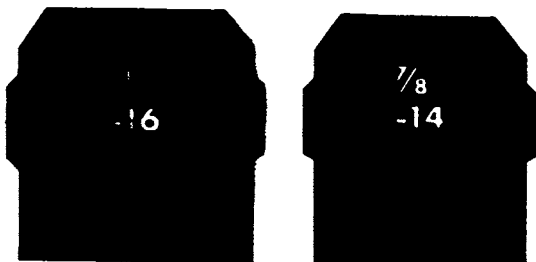
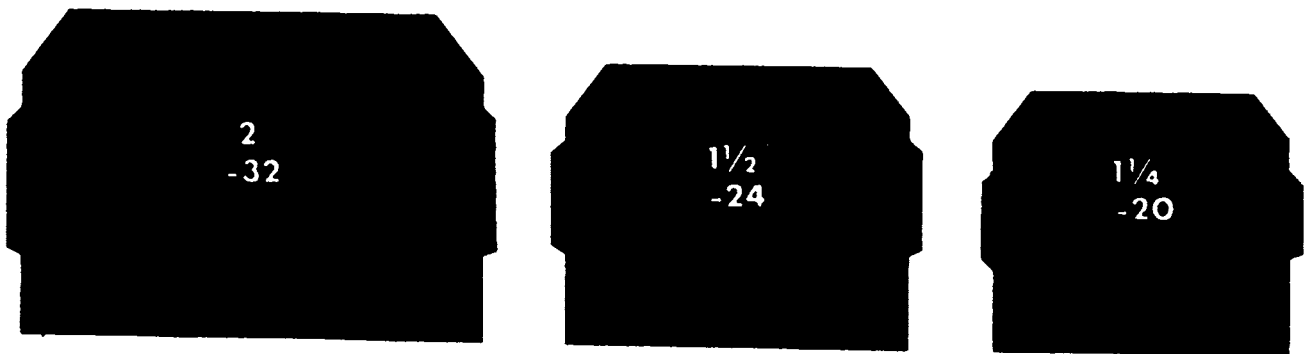
Male Pipe Thread Sizes



SAE (JIC) 37° Flare Nose Cone Sizes



SAE (JIC) 37° Flare Nose Cone Sizes



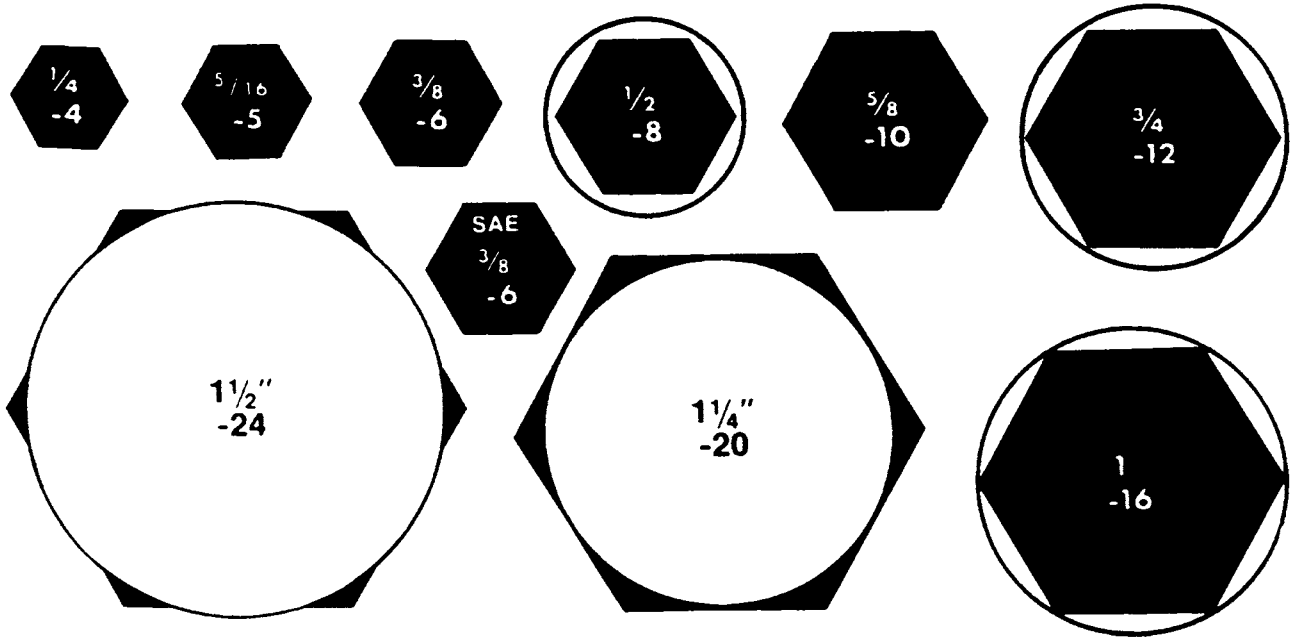
SAE 45° Flare
Nose Cone Sizes



ADAPTERS

Fitting Hex Size Chart

The World Standard



Decimal & Millimeter Equivalents of Fractions

INCHES		MM
FRACTION	DECIMAL	
1/64	0.015625	0.397
1/32	0.031250	0.794
3/64	0.046875	1.191
1/16	0.062500	1.588
5/64	0.078125	1.984
3/32	0.093750	2.381
7/64	0.109375	2.778
1/8	0.125000	3.175
9/64	0.140625	3.572
5/32	0.156250	3.969
11/64	0.171875	4.366
3/16	0.187500	4.763
13/64	0.203125	5.159
7/32	0.218750	5.556
15/64	0.234375	5.953
1/4	0.250000	6.350
17/64	0.265625	6.747
9/32	0.281250	7.144
19/64	0.296875	7.541
5/16	0.312500	7.938
21/64	0.328125	8.334
11/32	0.343750	8.731

INCHES		MM
FRACTION	DECIMAL	
23/64	0.359375	9.128
3/8	0.375000	9.525
25/64	0.390625	9.922
13/32	0.406250	10.319
27/64	0.421875	10.716
7/16	0.437500	11.113
29/64	0.453125	11.509
15/32	0.468750	11.906
31/64	0.484375	12.303
1/2	0.500000	12.700
33/64	0.515625	13.097
17/32	0.531250	13.494
35/64	0.546875	13.891
9/16	0.562500	14.288
37/64	0.578125	14.684
19/32	0.593750	15.081
39/64	0.609375	15.478
5/8	0.625000	15.875
41/64	0.640625	16.272
21/32	0.656250	16.669
43/64	0.671875	17.066
11/16	0.687500	17.463

INCHES		MM
FRACTION	DECIMAL	
45/64	0.703125	17.859
23/32	0.718750	18.256
47/64	0.734375	18.653
3/4	0.750000	19.050
49/64	0.765625	19.447
25/32	0.781250	19.844
51/64	0.796875	20.241
13/16	0.812500	20.638
53/64	0.828125	21.034
27/32	0.843750	21.431
55/64	0.859375	21.828
7/8	0.875000	22.225
57/64	0.890625	22.622
29/32	0.906250	23.019
59/64	0.921875	23.416
15/16	0.937500	23.813
61/64	0.953125	24.209
31/32	0.968750	24.606
63/64	0.984375	25.003
1	1.000000	25.400

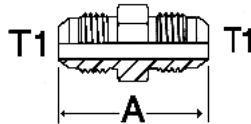
ADAPTERS - 37° FLARE

Parker SAE (JIC) 37° flare adapters with a wide variety of pipe, swivel nut and straight thread ends are available in the full size range of 2 through 32 (1/8" through 2" O.D. tubing). Steel adapters are made from close grained non-porous steel forgings or steel bar stock. Many shapes and sizes are also available in type 316 stainless steel. These are indicated by an "*".

These adapters conform to the Hydraulic Tube Fitting Standard as published in J514 of the Society of Automotive Engineers and to specifications of the former Joint Industry Conference on Hydraulic Standards for Industrial Equipment.

0303 - UNION

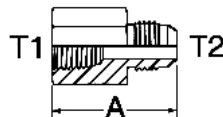
MALE SAE (JIC) 37° FLARE - BOTH ENDS



PART NO.	T1 STRAIGHT THREAD	TUBE SIZE	A		W HEX
			inch	mm	
HYD 0303-2X2	5/16 x 24	1/8	1.17	30	7/16
HYD 0303-3X3	3/8 x 24	3/16	1.23	31	7/16
HYD 0303-4X4*	7/16 x 20	1/4	1.37	35	1/2
HYD 0303-5X5	1/2 x 20	5/16	1.37	35	9/16
HYD 0303-6X6*	9/16 x 18	3/8	1.41	36	5/8
HYD 0303-8X8	3/4 x 16	1/2	1.62	41	13/16
HYD 0303-10X10*	7/8 x 14	5/8	1.88	48	15/16
HYD 0303-12X12*	1 1/16 x 12	3/4	2.16	55	1 1/8
HYD 0303-14X14	1 3/16 x 12	7/8	2.21	56	1 1/4
HYD 0303-16X16*	1 5/16 x 12	1	2.25	57	1 3/8
HYD 0303-20X20	1 5/8 x 12	1 1/4	2.43	62	1 11/16
HYD 0303-24X24	1 7/8 x 12	1 1/2	2.75	70	2
HYD 0303-32X32	2 1/2 x 12	2	3.40	86	2 5/8

0203 - FEMALE ADAPTER

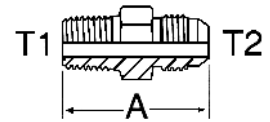
FEMALE PIPE - MALE SAE (JIC) 37° FLARE



PART NO.	T1 PIPE THREAD	T2 STRAIGHT THREAD	TUBE SIZE	A	
				inch	mm
HYD 0203-2X2	1/8 x 27	5/8 x 24	1/8	1.12	28
HYD 0203-2X4*	1/8 x 27	7/16 x 20	1/4	1.19	30
HYD 0203-4X4*	1/4 x 18	7/16 x 20	1/4	1.38	35
HYD 0203-2X5	1/8 x 27	1/2 x 20	5/16	1.17	30
HYD 0203-4X5	1/4 x 18	1/2 x 20	5/16	1.34	34
HYD 0203-4X6*	1/4 x 18	9/16 x 18	3/8	1.4	36
HYD 0203-6X6*	3/8 x 18	9/16 x 18	3/8	1.41	36
HYD 0203-6X8*	3/8 x 18	3/4 x 16	1/2	1.56	40
HYD 0203-8X8*	1/2 x 14	3/4 x 16	1/2	1.75	44
HYD 0203-8X10*	1/2 x 14	7/8 x 14	5/8	1.89	48
HYD 0203-8X12	1/2 x 14	1 1/16 x 12	3/4	1.91	49
HYD 0203-12X12*	3/8 x 14	1 1/16 x 12	3/4	2.06	52
HYD 0203-12X14	3/4 x 14	1 3/16 x 12	7/8	2.06	52
HYD 0203-16X16*	1 x 11 1/2	1 5/16 x 12	1	2.35	60
HYD 0203-20X20	1 1/4 x 11 1/2	1 5/8 x 12	1 1/4	2.49	63
HYD 0203-24X24	1 1/2 x 11 1/2	1 7/8 x 12	1 1/2	2.62	67

0103 - MALE

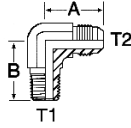
MALE PIPE - MALE SAE (JIC) 37° FLARE



PART NO.	T1 PIPE THREAD	T2 STRAIGHT THREAD	TUBE SIZE	A	
				inch	mm
HYD 0103-2X2	1/8 x 27	5/16 x 24	1/8	1.11	28
HYD 0103-2X3	1/8 x 27	3/8 x 24	3/16	1.14	29
HYD 0103-2X4*	1/8 x 27	7/16 x 20	1/4	1.22	31
HYD 0103-4X4*	1/4 x 18	7/16 x 20	1/4	1.42	36
HYD 0103-8X4	1/2 x 14	7/16 x 20	1/4	1.69	43
HYD 0103-2X5	1/8 x 27	1/2 x 20	5/16	1.22	31
HYD 0103-4X5	1/4 x 18	1/2 x 20	5/16	1.42	36
HYD 0103-2X6	1/8 x 27	9/16 x 18	3/8	1.25	32
HYD 0103-4X6*	1/4 x 18	9/16 x 18	3/8	1.43	36
HYD 0103-6X6*	3/8 x 18	9/16 x 18	3/8	1.44	37
HYD 0103-8X6*	1/2 x 14	9/16 x 18	3/8	1.69	43
HYD 0103-4X8	1/4 x 18	3/4 x 16	1/2	1.53	39
HYD 0103-6X8*	3/8 x 18	3/4 x 16	3/8	1.53	39
HYD 0103-8X8*	1/2 x 14	3/4 x 16	1/2	1.78	45
HYD 0103-12X8	3/4 x 14	3/4 x 16	1/2	1.86	47
HYD 0103-6X10	3/8 x 18	7/8 x 14	5/8	1.69	43
HYD 0103-8X10*	1/2 x 14	7/8 x 14	5/8	1.89	48
HYD 0103-12X10	3/4 x 14	7/8 x 14	5/8	1.95	50
HYD 0103-8X12*	1/2 x 14	1 1/16 x 12	3/4	2.06	52
HYD 0103-12X12*	3/4 x 14	1 1/16 x 12	3/4	2.06	52
HYD 0103-16X12	1 x 11 1/2	1 1/16 x 12	3/4	2.25	57
HYD 0103-12X14	3/4 x 14	1 3/16 x 12	7/8	2.09	53
HYD 0103-12X16*	3/4 x 14	1 5/16 x 12	1	2.11	54
HYD 0103-16X16*	1 x 11 1/2	1 5/16 x 12	1	2.30	58
HYD 0103-16X20	1 x 11 1/2	1 5/8 x 12	1 1/4	2.42	61
HYD 0103-20X20	1 1/4 x 11 1/2	1 5/8 x 12	1 1/4	2.45	62
HYD 0103-20X24	1 1/4 x 11 1/2	1 7/8 x 12	1 1/2	2.66	68
HYD 0103-24X24	1 1/2 x 11 1/2	1 7/8 x 12	1 1/2	2.68	68
HYD 0103-32X32	2 x 11 1/2	2 1/2 x 12	2	3.11	79

ADAPTERS - 37° FLARE

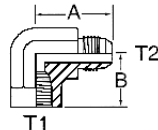
2103 - MALE 90° ELBOW



MALE PIPE - MALE SAE (JIC) 37° FLARE

PART NO.	T1 PIPE THREAD	T2 STRAIGHT THREAD	TUBE SIZE	A		B	
				inch	mm	inch	mm
HYD 2103-2X2	1/8 x 27	5/16 x 24	1/8	0.77	20	0.72	18
HYD 2103-2X3	1/8 x 27	3/8 x 24	3/16	0.83	21	0.72	18
HYD 2103-2X4*	1/8 x 27	7/16 x 20	1/4	0.89	23	0.78	20
HYD 2103-4X4*	1/4 x 18	7/16 x 20	1/4	1.05	27	1.09	28
HYD 2103-2X5	1/8 x 27	1/2 x 20	5/16	0.95	24	0.78	20
HYD 2103-4X5	1/4 x 18	1/2 x 20	5/16	1.05	27	1.09	28
HYD 2103-2X6	1/8 x 27	9/16 x 18	3/8	1.06	27	0.8	22
HYD 2103-4X6*	1/4 x 18	9/16 x 18	3/8	1.06	27	1.09	28
HYD 2103-6X6*	3/8 x 18	9/16 x 18	3/8	1.14	29	1.22	31
HYD 2103-8X6*	1/2 x 14	9/16 x 18	3/8	1.23	31	1.44	37
HYD 2103-4X8	1/4 x 18	3/4 x 16	1/2	1.25	32	1.16	29
HYD 2103-6X8*	3/8 x 18	3/4 x 16	1/2	1.25	32	1.22	31
HYD 2103-8X8*	1/2 x 14	3/4 x 16	1/2	1.34	34	1.47	37
HYD 2103-12X8*	3/4 x 14	3/4 x 16	1/2	1.42	36	1.59	40
HYD 2103-6X10	3/8 x 18	7/8 x 14	5/8	1.45	37	1.30	33
HYD 2103-8X10	1/2 x 14	7/8 x 14	5/8	1.45	37	1.47	37
HYD 2103-12X10	3/4 x 14	7/8 x 14	5/8	1.53	39	1.59	40
HYD 2103-8X12*	1/2 x 14	1 1/16 x 12	3/4	1.66	42	1.59	40
HYD 2103-12X12*	3/4 x 14	1 1/16 x 12	3/4	1.66	42	1.59	40
HYD 2103-12X14	3/4 x 14	1 3/16 x 12	7/8	1.73	44	1.69	43
HYD 2103-12X16	3/4 x 14	5/16 x 12	1	1.81	46	1.72	44
HYD 2103-16X16*	1 x 11 1/2	1 5/16 x 12	1	1.81	46	1.97	50
HYD 2103-16X20	1 x 11 1/2	1 5/8 x 12	1 1/4	2.06	52	2.06	52
HYD 2103-20X20	1 1/4 x 11 1/2	1 5/8 x 12	1 1/4	2.06	52	2.38	60
HYD 2103-24-24	1 1/2 x 11 1/2	1 7/8 x 12	1 1/2	2.33	59	2.64	67
HYD 2103-32-32	2 x 11 1/2	2 1/2 x 12	2	3.06	78	3.00	76

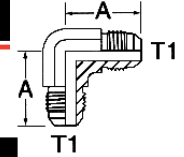
2203 - FEMALE 90° ELBOW



FEMALE PIPE - MALE SAE (JIC) 37° FLARE

PART NO.	T1 PIPE THREAD	T2 STRAIGHT THREAD	TUBE SIZE	A		B	
				inch	mm	inch	mm
HYD 2203-2X4	1/8 x 27	7/16 x 20	1/4	1.08	27	0.66	17
HYD 2203-4X4	1/4 x 18	7/16 x 20	1/4	1.13	29	0.88	22
HYD 2203-2X5	1/8 x 27	1/2 x 20	5/16	1.08	27	0.66	17
HYD 2203-4X5	1/4 x 18	1/2 x 20	5/16	1.13	29	0.88	22
HYD 2203-2X6	1/8 x 27	9/16 x 18	3/8	1.06	27	0.66	17
HYD 2203-4X6	1/4 x 18	9/16 x 18	3/8	1.23	31	0.88	22
HYD 2203-6X6	3/8 x 18	9/16 x 18	3/8	1.23	31	1.02	26
HYD 2203-4X8	1/4 x 18	3/8 x 16	1/2	1.25	32	0.88	22
HYD 2203-6X8	3/8 x 18	3/4 x 16	1/2	1.42	36	1.02	26
HYD 2203-8X8	1/2 x 14	3/4 x 16	1/2	1.42	36	1.23	31
HYD 2203-8X10	1/2 x 14	7/8 x 14	5/8	1.64	42	1.23	31
HYD 2203-8X12	1/2 x 14	1 1/16 x 12	3/4	1.66	42	1.23	31
HYD 2203-12X12	3/4 x 14	1 1/16 x 12	3/4	1.89	48	1.36	35
HYD 2203-12X14	3/4 x 14	1 13/16 x 12	7/8	1.89	48	1.42	36
HYD 2203-16X16	1 x 11 1/2	1 5/16 x 12	1	2.17	55	1.62	41
HYD 2203-20X20	1 1/4 x 11 1/2	1 5/8 x 12	1 1/4	2.33	59	1.70	43
HYD 2203-24-24	1 1/2 x 11 1/2	1 7/8 x 12	1 1/2	2.87	73	2.08	53

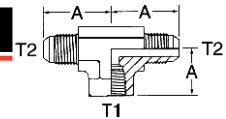
2303 - UNION ELBOW



MALE SAE (JIC) 37° FLARE - BOTH ENDS

PART NO.	T1 PIPE THREAD	TUBE SIZE	A	
			inch	mm
HYD 2303-2X2	5/16 x 24	1/8	0.77	20
HYD 2303-4X4	7/16 x 20	1/4	0.89	23
HYD 2303-5X5	1/2 x 20	5/16	0.95	24
HYD 2303-6X6	9/16 x 18	3/8	1.06	27
HYD 2303-8X8	3/4 x 16	1/2	1.25	32
HYD 2303-10X10	7/8 x 14	5/8	1.45	37
HYD 2303-12X12	1 1/16 x 12	3/4	1.66	42
HYD 2303-14X14	1 3/16 x 12	7/8	1.73	44
HYD 2303-16X16	1 5/16 x 12	1	1.81	46
HYD 2303-20X20	1 5/8 x 12	1 1/4	2.06	52
HYD 2303-24X24	1 7/8 x 12	1 1/2	2.33	59

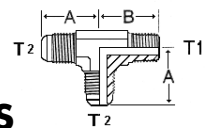
223T - FEMALE BRANCH TEE



FEMALE PIPE BRANCH - MALE SAE (JIC) 37° FLARE 2 ENDS

PART NO.	T1 PIPE THREAD	T2 STRAIGHT THREAD	TUBE SIZE	A		B	
				inch	mm	inch	mm
HYD 223T-2X4	1/8 x 27	7/16 x 20	1/4	1.08	27	0.66	17
HYD 223T-2X5	1/8 x 27	1/2 x 20	5/16	1.08	27	0.66	17
HYD 223T-4X6	1/4 x 18	9/16 x 18	3/8	1.23	31	0.88	22
HYD 223T-6X8	3/8 x 18	3/4 x 16	1/2	1.42	36	1.02	26
HYD 223T-8X10	1/2 x 14	7/8 x 14	5/8	1.64	42	1.23	31
HYD 223T-12X12	3/8 x 14	1 1/16 x 12	3/4	1.89	48	1.36	35
HYD 223T-12X14	3/4 x 14	1 3/16 x 12	7/8	1.86	47	1.42	36
HYD 223T-16X16	1 x 11 1/2	1 5/16 x 12	1	2.17	55	1.62	41
HYD 223T-20X20	1 1/4 x 11 1/2	1 5/8 x 12	1 1/4	2.33	59	1.7	43
HYD 223T-24X24	1 1/2 x 11 1/2	1 7/8 x 12	1 1/2	2.89	73	2.08	53

013T - MALE RUN TEE



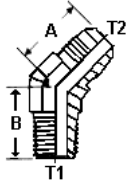
MALE PIPE RUN - MALE SAE (JIC) 37° FLARE 2 ENDS

PART NO.	T1 PIPE THREAD	T2 STRAIGHT THREAD	TUBE SIZE	A		B	
				inch	mm	inch	mm
HYD 013T-2X3	1/8 x 27	3/8 x 24	3/16	0.83	21	0.72	18
HYD 013T-2X4	1/8 x 27	7/16 x 20	1/4	0.89	23	0.78	20
HYD 013T-4X4	1/4 x 18	7/16 x 20	1/4	1.05	27	1.09	28
HYD 013T-2X5	1/8 x 27	1/2 x 20	5/16	0.95	24	0.78	20
HYD 013T-4X6	1/4 x 18	9/16 x 18	3/8	1.06	27	1.09	28
HYD 013T-6X6	3/8 x 18	9/16 x 18	3/8	1.14	29	1.22	31
HYD 013T-6X8	3/8 x 18	3/4 x 16	1/2	1.25	32	1.22	31
HYD 013T-8X8	1/2 x 14	3/4 x 16	1/2	1.34	34	1.47	37
HYD 013T-8X10	1/2 x 14	7/8 x 14	5/8	1.45	37	1.47	37
HYD 013T-12X12	3/4 x 14	1 1/16 x 12	3/4	1.66	42	1.59	40
HYD 013T-16X16	1 x 11 1/2	1 5/16 x 12	1	1.81	46	1.97	50
HYD 013T-20X20	1 1/4 x 11 1/2	1 5/8 x 12	1 1/4	2.06	52	2.38	60

ADAPTERS - 37° FLARE

3103 - MALE 45° ELBOW

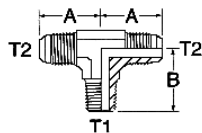
MALE PIPE - MALE SAE (JIC) 37° FLARE



PART NO.	T1 PIPE THREAD	T2 STRAIGHT THREAD	TUBE SIZE	A		B	
				inch	mm	inch	mm
HYD 3103-2X2	1/8 x 27	5/16 x 24	1/8	0.52	13	0.66	17
HYD 3103-2X3	1/8 x 27	3/8 x 24	3/16	0.52	13	0.66	17
HYD 3103-2X4*	1/8 x 27	7/16 x 20	1/4	0.64	16	0.72	18
HYD 3103-4X4*	1/4 x 18	7/16 x 20	1/4	0.86	22	0.83	21
HYD 3103-2X5	1/8 x 27	1/2 x 20	5/16	0.64	16	0.77	20
HYD 3103-4X5	1/4 x 18	1/2 x 20	5/16	0.86	22	0.86	22
HYD 3103-2X6	1/8 x 27	9/16 x 18	3/8	0.69	18	0.83	21
HYD 3103-4X6*	1/4 x 18	9/16 x 18	3/8	0.86	22	0.83	21
HYD 3103-6X6	3/8 x 18	9/16 x 18	3/8	0.95	24	0.94	24
HYD 3103-8X6	1/2 x 14	9/16 x 18	3/8	1.17	30	1.06	27
HYD 3103-4X8	1/4 x 14	3/4 x 16	1/2	0.94	24	0.98	25
HYD 3103-6X8*	3/8 x 18	3/4 x 16	1/2	0.95	24	0.98	25
HYD 3103-8X8*	1/2 x 14	3/4 x 16	1/2	1.17	30	1.13	29
HYD 3103-12X8	3/4 x 14	3/4 x 16	1/2	1.20	30	1.19	30
HYD 3103-6X10	3/8 x 18	7/8 x 14	5/8	1.16	29	1.11	28
HYD 3103-8X10	1/2 x 14	7/8 x 14	5/8	1.17	30	1.11	28
HYD 3103-8X12	1/2 x 14	1 1/16 x 12	3/4	1.19	30	1.28	33
HYD 3103-12X12*	3/4 x 14	1 1/16 x 12	3/4	1.20	30	1.28	33
HYD 3103-12X14	3/4 x 14	1 3/16 x 12	7/8	1.27	32	1.39	35
HYD 3103-12X16	3/4 x 14	1 5/16 x 12	1	1.25	32	1.47	37
HYD 3103-16X16	1 x 11 1/2	1 5/16 x 12	1	1.48	38	1.47	37
HYD 3103-20X20	1 1/4 x 11 1/2	1 5/8 x 12	1 1/4	1.67	42	1.59	40
HYD 3103-24X24	1 1/2 x 11 1/2	1 7/8 x 12	1 1/2	1.77	45	1.78	45

213T - MALE BRANCH TEE

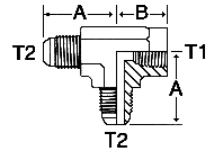
MALE PIPE BRANCH MALE SAE (JIC) 37° FLARE 2 ENDS



PART NO.	T1 PIPE THREAD	T2 STRAIGHT THREAD	TUBE SIZE	A		B	
				inch	mm	inch	mm
HYD 213T-2X3	1/8 x 27	3/8 x 24	3/16	0.83	21	0.72	18
HYD 213T-2X4	1/8 x 27	7/16 x 20	1/4	0.89	23	0.78	20
HYD 213T-4X4	1/4 x 18	7/16 x 20	1/4	1.05	27	1.09	28
HYD 213T-2X5	1/8 x 27	1/2 x 20	5/16	0.95	24	0.78	20
HYD 213T-4X6	1/4 x 18	9/16 x 18	3/8	1.06	27	1.09	28
HYD 213T-6X6	3/8 x 18	9/16 x 18	3/8	1.14	29	1.22	31
HYD 213T-6X8	3/8 x 18	3/4 x 16	1/2	1.25	32	1.22	31
HYD 213T-8X8	1/2 x 14	3/4 x 16	1/2	1.34	34	1.47	37
HYD 213T-8X10	1/2 x 14	7/8 x 14	5/8	1.45	37	1.47	37
HYD 213T-12X12	3/4 x 14	1 1/16 x 12	3/4	1.66	42	1.59	40
HYD 213T-12X14	3/4 x 14	1 3/16 x 12	7/8	1.73	44	1.69	43
HYD 213T-16X16	1 x 11 1/2	1 5/16 x 12	1	1.81	46	1.97	50
HYD 213T-20X20	1 1/4 x 11 1/2	1 5/8 x 12	1 1/4	2.06	52	2.38	60

023T - FEMALE RUN TEE

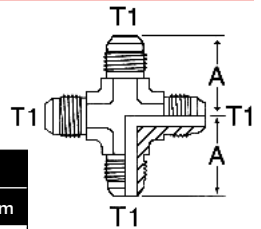
FEMALE PIPE RUN - MALE SAE (JIC) 37° FLARE 2 ENDS



PART NO.	T1 PIPE THREAD	T2 STRAIGHT THREAD	TUBE SIZE	A		B	
				inch	mm	inch	mm
HYD 023T-2X4	1/8 x 27	7/16 x 20	1/4	1.08	27	0.66	17
HYD 023T-4X6	1/4 x 18	9/16 x 18	3/8	1.23	31	0.88	22
HYD 023T-6X8	3/8 x 18	3/4 x 16	1/2	1.42	36	1.02	26
HYD 023T-8X10	1/2 x 14	7/8 x 14	5/8	1.64	42	1.23	31
HYD 023T-12X12	3/8 x 14	1 1/16 x 12	3/4	1.89	48	1.36	35
HYD 023T-12X14	3/4 x 14	1 3/16 x 12	7/8	1.86	47	1.42	36
HYD 023T-16X16	1 x 11 1/2	1 5/16 x 12	1	2.17	55	1.62	41
HYD 023T-20X20	1 1/4 x 11 1/2	1 5/8 x 12	1 1/4	2.33	59	1.70	43

033X - UNION CROSS

MALE SAE (JIC) 37° FLARE - ALL ENDS

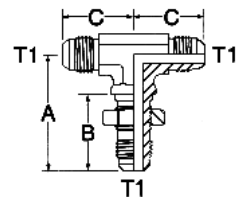


PART NO.	T1 STRAIGHT THREAD	TUBE SIZE	A	
			inch	mm
HYD 033X-4	7/16 x 20	1/4	0.89	23
HYD 033X-5	1/2 x 20	5/16	0.95	24
HYD 033X-6	9/16 x 18	3/8	1.06	27
HYD 033X-8	3/4 x 16	1/8	1.25	32
HYD 033X-10	7/8 x 14	5/8	1.45	37
HYD 033X-12	1 1/16 x 12	3/4	1.66	42

543T - BULKHEAD BRANCH TEE

(Includes locknut)

MALE SAE (JIC) 37° FLARE - ALL ENDS



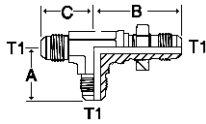
PART NO.	T1 STRAIGHT THREAD	TUBE SIZE	A		B		C	
			inch	mm	inch	mm	inch	mm
HYD 543T-4X4	7/16 x 20	1/4	1.58	40	1.11	28	0.95	24
HYD 543T-6X6	9/16 x 18	3/8	1.80	46	1.19	30	1.08	27
HYD 543T-8X8	3/4 x 16	1/2	2.09	53	1.38	35	1.34	34
HYD 543T-10X10	7/8 x 14	5/8	2.38	60	1.52	39	1.55	39
HYD 543T-12X12	1 1/16 x 12	3/4	2.66	68	1.69	43	1.77	45

ADAPTERS - 37° FLARE

533T - BULKHEAD RUN TEE

(Includes locknut)

MALE SAE (JIC) 37° FLARE - ALL ENDS

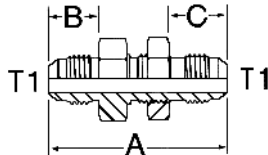


PART NO.	T1 STRAIGHT THREAD	TUBE SIZE	A		B		C	
			inch	mm	inch	mm	inch	mm
HYD 533T-4X4	7/16 x 20	1/4	0.95	24	1.58	40	0.89	23
HYD 533T-6X6	9/16 x 18	3/8	1.08	27	1.80	46	1.06	27
HYD 533T-8X8	3/4 x 16	1/2	1.34	34	2.09	53	1.25	32
HYD 533T-10X10	7/8 x 14	5/8	1.55	39	2.38	60	1.45	37
HYD 533T-12X12	1 1/16 x 12	3/4	1.77	45	2.66	68	1.66	42

0353 - BULKHEAD UNION

(Includes locknut)

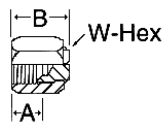
MALE SAE (JIC) 37° FLARE - BOTH ENDS



PART NO.	T1 STRAIGHT THREAD	TUBE SIZE	A		B		C	
			inch	mm	inch	mm	inch	mm
HYD 0353-3X3	3/8 x 24	3/16	1.90	48	1.14	29	0.48	12
HYD 0353-4X4	7/16 x 20	1/4	2.07	53	1.23	31	0.55	14
HYD 0353-5X5	1/2 x 20	5/16	2.70	69	1.23	31	0.55	14
HYD 0353-6X6	9/16 x 18	3/8	2.18	55	1.31	33	0.56	14
HYD 0353-8X8	3/4 x 16	1/2	2.44	62	1.47	37	0.66	17
HYD 0353-10X10	7/8 x 14	5/8	2.74	70	1.61	41	0.76	19
HYD 0353-12X12	1 1/16 x 12	3/4	3.09	78	1.78	45	0.86	22
HYD 0353-14X14	1 3/16 x 12	7/8	3.12	79	1.78	45	0.89	23
HYD 0353-16X16	1 5/16 x 12	1	3.14	80	1.78	45	0.91	23
HYD 0353-20X20	1 5/8 x 12	1 1/4	3.31	84	1.83	46	0.96	24
HYD 0353-24X24	1 7/8 x 12	1 1/2	3.52	89	1.84	47	1.08	27

06CP - CAP

FEMALE SAE (JIC) 37° SEAT

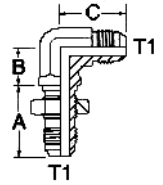


PART NO.	T1 STRAIGHT THREAD	TUBE SIZE	A		B		W HEX
			inch	mm	inch	mm	
HYD 06CP-2	5/16 x 24	1/8	0.38	10	0.54	14	3/8
HYD 06CP-3	3/8 x 24	3/16	0.38	10	0.60	15	7/16
HYD 06CP-4	7/16 x 20	1/4	0.34	9	0.61	15	9/16
HYD 06CP-5	1/2 x 20	5/16	0.41	10	0.67	17	5/8
HYD 06CP-6	9/16 x 18	3/8	0.47	12	0.72	18	11/16
HYD 06CP-8	3/4 x 16	1/2	0.53	13	0.84	21	7/8
HYD 06CP-10	7/8 x 14	5/8	0.53	13	0.97	25	1
HYD 06CP-12	1 1/16 x 12	3/4	0.66	17	1.02	26	1 1/4
HYD 06CP-14	1 3/16 x 12	7/8	0.53	13	1.08	27	1 3/8
HYD 06CP-16	1 5/16 x 12	1	0.63	16	1.12	28	1 1/2
HYD 06CP-20	1 5/8 x 12	1 1/4	0.75	19	1.22	31	2
HYD 06CP-24	1 7/8 x 12	1 1/2	0.94	24	1.41	36	2 1/4

2353 - BULKHEAD 90° UNION ELBOW

(Includes locknut)

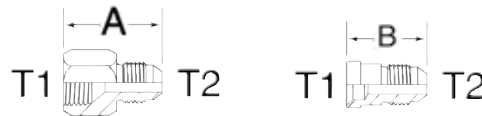
MALE SAE (JIC) 37° FLARE - BOTH ENDS



PART NO.	T1 STRAIGHT THREAD	TUBE SIZE	A		B		C	
			inch	mm	inch	mm	inch	mm
HYD 2353-4X4	7/16 x 20	1/4	1.11	28	0.48	12	0.97	25
HYD 2353-5X5	1/2 x 20	5/16	1.11	28	0.51	13	1.03	26
HYD 2353-6X6	9/16 x 18	3/8	1.19	30	0.62	16	1.09	28
HYD 2353-8X8	3/4 x 16	1/2	1.38	35	0.73	19	1.36	35
HYD 2353-10X10	7/8 x 14	5/8	1.52	39	0.87	22	1.56	40
HYD 2353-12X12	1 1/16 x 12	3/4	1.69	43	0.98	25	1.78	45
HYD 2353-14X14	1 3/16 x 12	7/8	1.69	43	1.04	26	1.86	47
HYD 2353-16X16	1 5/16 x 12	1	1.69	43	1.11	28	1.94	49
HYD 2353-20X20	1 5/8 x 12	1 1/4	1.73	44	1.39	35	2.17	55

0603 - REDUCER

FEMALE SAE (JIC) 37° SEAT - MALE SAE (JIC) 37° FLARE



Requires 06B nut on large end.

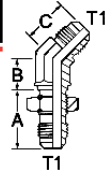
PART NO.	T1 TUBE SIZE	T1 STRAIGHT THREAD	T2 STRAIGHT THREAD	T2 TUBE SIZE	A		B	
					inch	mm	inch	mm
HYD 0603-6X4	3/8	9/16 x 18	7/16 x 20	1/4	0.89	23	0.77	20
HYD 0603-8X4	1/2	3/4 x 16	7/16 x 20	1/4	0.89	23	0.83	21
HYD 0603-10X4	5/8	7/8 x 14	7/16 x 20	1/4	0.92	23	0.89	23
HYD 0603-12X4	3/4	1 1/16 x 12	7/16 x 20	1/4	0.95	24	1.05	27
HYD 0603-8X6	1/2	3/4 x 16	9/16 x 18	3/8	0.89	23	0.95	24
HYD 0603-10X6	5/8	7/8 x 14	9/16 x 18	3/8	0.92	23	1.06	27
HYD 0603-12X6	3/4	1 1/16 x 12	9/16 x 18	3/8	0.95	24	1.06	27
HYD 0603-14X6	7/8	1 3/16 x 12	9/16 x 18	3/8	1.02	26	1.15	29
HYD 0603-10X8**	5/8	7/8 x 14	3/4 x 16	1/2	0.66	17	1.45	37
HYD 0603-12X8	3/4	1 1/16 x 12	3/4 x 16	1/2	1.05	27	1.25	32
HYD 0603-12X10**	3/4	1 1/16 x 12	7/8 x 14	5/8	0.76	19	1.34	34
HYD 0603-14X10	7/8	1 3/16 x 12	7/8 x 14	5/8	1.22	31	1.45	37
HYD 0603-14X12**	7/8	1 3/16 x 12	1 1/16 x 12	3/4	1.16	29	1.45	37
HYD 0603-16X12	1	1 5/16 x 12	1 1/16 x 12	3/4	1.33	34	1.53	39
HYD 0603-20X12	1 1/4	1 5/8 x 12	1 1/16 x 12	3/4	1.34	34	1.66	42
HYD 0603-16X14**	1	1 5/16 x 12	1 3/16 x 12	7/8	1.19	30	1.66	42
HYD 0603-20X16	1 1/4	1 5/8 x 12	1 5/16 x 12	1	1.41	36		
HYD 0603-24X20	1 1/2	1 7/8 x 12	1 5/8 x 12	1 1/4	1.53	39	1.81	46

**These sizes are of a special on piece construction that do not require use of an 06B nut.

ADAPTERS - 37° FLARE

3353 - BULKHEAD 45° UNION ELBOW

(Includes locknut)

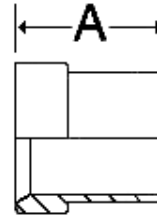


MALE SAE (JIC) 37° FLARE - BOTH ENDS

PART NO.	T1 STRAIGHT THREAD	TUBE SIZE	A		B		C	
			inch	mm	inch	mm	inch	mm
HYD 3353-4X4	7/16 x 20	1/4	1.11	28	0.42	11	0.70	18
HYD 3353-6X6	9/16 x 18	3/8	1.19	30	0.48	12	0.81	21
HYD 3353-8X8	3/4 x 16	1/2	1.38	35	0.56	14	0.97	25
HYD 3353-10X10	7/8 x 14	5/8	1.52	39	0.66	17	1.09	28
HYD 3353-12X12	1 1/16 x 12	3/4	1.69	43	0.75	19	1.27	32
HYD 3353-16X16	1 5/16 x 12	1	1.69	43	0.88	22	1.45	37

06S - SLEEVE

CONNECT SAE (JIC) 37° FLARE ADAPTER TO TUBING WITH 06B NUT

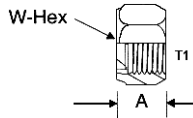


PART NO.	TUBE SIZE	A	
		inch	mm
HYD 06S-2	1/8	0.34	9
HYD 06S-3	3/16	0.34	9
HYD 06S-4	1/4	0.41	10
HYD 06S-5	5/16	0.44	11
HYD 06S-6	3/8	0.5	13
HYD 06S-8	1/2	0.56	14
HYD 06S-10	5/8	0.66	17
HYD 06S-12	3/4	0.68	17
HYD 06S-14	7/8	0.76	19
HYD 06S-16	1	0.78	20
HYD 06S-20	1 1/4	0.91	23
HYD 06S-24	1 1/2	1.12	28
HYD 06S-32	2	1.19	30

06B - NUT

CONNECT SAE (JIC) 37° FLARE ADAPTER TO TUBING WITH 06S SLEEVE

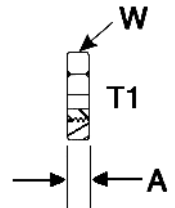
PART NO.	T1 STRAIGHT THREAD	TUBE SIZE	A		W HEX
			inch	mm	
HYD 06B-2	5/16 x 24	1/8	0.54	14	3/8
HYD 06B-3	3/8 x 24	3/16	0.60	15	7/16
HYD 06B-4	7/16 x 20	1/4	0.61	15	9/16
HYD 06B-5	1/2 x 20	5/16	0.67	17	5/8
HYD 06B-6	9/16 x 18	3/8	0.72	18	11/16
HYD 06B-8	3/4 x 16	1/2	0.84	21	7/8
HYD 06B-10	7/8 x 14	5/8	0.97	25	1
HYD 06B-12	1 1/16 x 12	3/4	1.02	26	1 1/4
HYD 06B-14	1 3/16 x 12	7/8	1.08	27	1 3/8
HYD 06B-16	1 5/16 x 12	1	1.12	28	1 1/2
HYD 06B-20	1 5/8 x 12	1 1/4	1.22	31	2
HYD 06B-24	1 7/8 x 12	1 1/2	1.41	36	2 1/4
HYD 06B-32	2 1/2 x 12	2	1.74	44	2 7/8



53N - BULKHEAD LOCKNUT

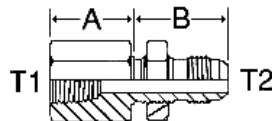
USED ON ALL BULKHEAD ADAPTERS

PART NO.	T1 STRAIGHT THREAD	TUBE SIZE	A		W HEX
			inch	mm	
HYD 53N-3	3/8 x 24	3/16	0.22	6	5/8
HYD 53N-4	7/16 x 20	1/4	0.25	6	11/16
HYD 53N-5	1/2 x 20	5/16	0.25	6	3/4
HYD 53N-6	9/16 x 18	3/8	0.27	7	12/16
HYD 53N-8	3/4 x 16	1/2	0.31	8	1
HYD 53N-10	7/8 x 14	5/8	0.36	9	2 1/8
HYD 53N-12	1 1/16 x 12	3/4	0.41	10	1 3/8
HYD 53N-14	1 3/16 x 12	7/8	0.41	10	1 1/2
HYD 53N-16	1 5/16 x 12	1	0.41	10	1 5/8
HYD 53N-20	1 5/8 x 12	1 1/4	0.41	10	1 7/8
HYD 53N-24	1 7/8 x 12	1 1/2	0.41	10	2 1/8



0253 - FEMALE BULKHEAD

FEMALE PIPE - MALE SAE (JIC) 37° FLARE

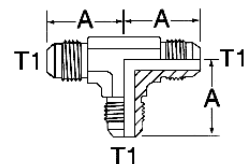


PART NO.	T1 PIPE THREAD	T2 STRAIGHT THREAD	TUBE SIZE	A		B	
				inch	mm	inch	mm
HYD 0253-2X4	1/8 x 27	7/16 x 20	1/4	0.61	15	1.23	31
HYD 0253-4X6	1/4 x 18	9/16 x 18	3/8	0.75	19	1.31	33
HYD 0253-6X8	3/8 x 18	3/4 x 16	1/2	0.88	22	1.47	37
HYD 0253-8X10	1/2 x 14	7/8 x 14	5/8	1.04	26	1.61	41
HYD 0253-12X12	3/4 x 14	1 1/16 x 12	3/4	1.13	29	1.78	45
HYD 0253-12X14	3/4 x 14	1 3/16 x 12	7/8	1.11	28	1.78	45
HYD 0253-16X16	1 x 11 1/2	1 5/16 x 12	1	1.31	33	1.78	45

033T - UNION TEE

MALE SAE (JIC) 37° FLARE - ALL ENDS

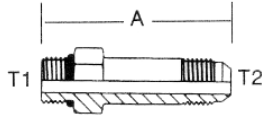
PART NO.	T1 STRAIGHT THREAD	TUBE SIZE	A	
			inch	mm
HYD 033T-2X2	5/16 x 24	1/8	0.77	20
HYD 033T-3X3	3/8 x 24	3/16	0.83	21
HYD 033T-4X4	7/16 x 20	1/4	0.89	23
HYD 033T-5X5	1/2 x 20	5/16	0.95	24
HYD 033T-6X6	9/16 x 18	3/8	1.06	27
HYD 033T-8X8	3/4 x 16	1/2	1.25	32
HYD 033T-10X10	7/8 x 14	5/8	1.45	37
HYD 033T-12X12	1 1/16 x 12	3/4	1.66	42
HYD 033T-14X14	1 3/16 x 12	7/8	1.73	44
HYD 033T-16X16	1 5/16 x 12	1	1.81	46
HYD 033T-20X20	1 5/8 x 12	1 1/4	2.06	52
HYD 033T-24X24	1 7/8 x 12	1 1/2	2.33	59



ADAPTERS - 37° FLARE

5E03 - LONG STRAIGHT THREAD

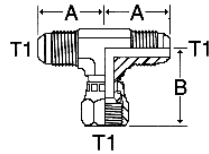
SAE STRAIGHT THREAD WITH O-RING - MALE SAE (JIC) 37° FLARE



PART NO.	T1 STRAIGHT THREAD	T2 STRAIGHT THREAD	TUBE SIZE	A	
				inch	mm
HYD 5E03-4X4	7/16 x 20	7/16 x 20	1/4	2.08	35
HYD 5E03-6X6	9/16 x 18	9/16 x 18	3/8	2.31	40
HYD 5E03-8X8	3/4 x 16	3/4 x 16	1/2	2.70	48
HYD 5E03-10X10	7/8 x 14	7/8 x 14	5/8	3.03	54
HYD 5E03-12X12	1 1/16 x 12	1 1/16 x 12	3/4	3.61	64
HYD 5E03-16X16	1 5/16 x 12	1 5/16 x 12	1	3.98	52
HYD 5E03-20X20	1 5/8 x 12	1 5/8 x 12	1 1/4	4.69	73

393T - SWIVEL NUT BRANCH TEE

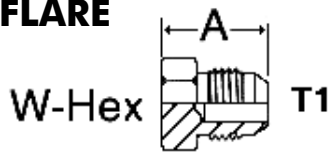
MALE SAE (JIC) 37° FLARE 2 ENDS - FEMALE SAE (JIC) 37° SWIVEL BRANCH



PART NO.	T1 STRAIGHT THREAD	TUBE SIZE	A		B	
			inch	mm	inch	mm
HYD 393T-4X4	7/16 x 20	1/4	0.89	23	1.00	25
HYD 393T-6X6	9/16 x 18	3/8	1.06	27	1.25	32
HYD 393T-8X8	3/4 x 16	1/2	1.25	32	1.38	35
HYD 393T-10X10	7/8 x 14	5/8	1.45	37	1.62	41
HYD 393T-12X12	1 1/16 x 12	3/4	1.66	42	1.75	44
HYD 393T-16X16	1 5/16 x 12	1	1.81	46	2.00	51
HYD 393T-20X20	1 5/8 x 12	1 1/4	2.06	52	2.31	59

03CP - PLUG

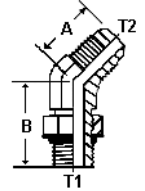
MALE SAE (JIC) 37° FLARE



PART NO.	T1 STRAIGHT THREAD	TUBE SIZE	A		W HEX
			inch	mm	
HYD 03CP-4	7/16 x 20	1/4	0.80	20	1/2
HYD 03CP-5	1/2 x 20	5/16	0.80	20	9/16
HYD 03CP-6	9/16 x 18	3/8	0.84	21	5/8
HYD 03CP-8	3/8 x 16	1/2	0.94	24	13/16
HYD 03CP-10	7/8 x 14	5/8	1.10	28	15/16
HYD 03CP-12	1 1/16 x 12	3/4	1.28	33	1 1/8
HYD 03CP-14	1 3/16 x 12	7/8	1.31	33	1 1/4
HYD 03CP-16	1 5/16 x 12	1	1.33	34	1 3/8
HYD 03CP-20	1 5/8 x 12	1 1/4	1.45	37	1 11/16
HYD 03CP-24	1 7/8 x 12	1 1/2	1.65	42	2

3503 - STRAIGHT THREAD 45° ELBOW

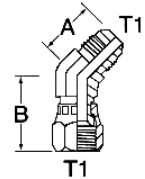
SAE STRAIGHT THREAD WITH O-RING - MALE SAE (JIC) 37° FLARE



PART NO.	T1 STRAIGHT THREAD	T2 STRAIGHT THREAD	TUBE SIZE	A		B	
				inch	mm	inch	mm
HYD 3503-4X4*	7/16 x 20	7/16 x 20	1/4	1.05	27	0.72	18
HYD 3503-5X5	1/2 x 20	1/2 x 20	5/16	1.05	27	0.77	20
HYD 3503-6X6	9/16 x 18	9/16 x 18	3/8	1.14	29	0.83	21
HYD 3503-8X8	3/4 x 16	3/4 x 16	1/2	1.30	33	0.98	25
HYD 3503-10X8	7/8 x 14	3/4 x 16	1/2	1.52	39	1.00	25
HYD 3503-10X10	7/8 x 14	7/8 x 14	5/8	1.52	39	1.11	28
HYD 3503-10X12	7/8 x 14	1 1/16 x 12	3/4	1.58	40	1.28	33
HYD 3503-12X12	1 1/16 x 12	1 1/16 x 12	3/4	1.73	44	1.28	33
HYD 3503-14X14	1 3/16 x 12	1 3/16 x 12	7/8	1.80	46	1.39	35
HYD 3503-16X16	1 5/16 x 12	1 5/16 x 12	1	1.86	47	1.47	37
HYD 3503-20X20	1 5/8 x 12	1 5/8 x 12	1 1/4	1.91	49	1.59	40
HYD 3503-24X24	1 7/8 x 12	1 7/8 x 12	1 1/2	1.91	49	1.78	45

3703 - SWIVEL NUT 45° ELBOW

FEMALE SAE (JIC) 37° SWIVEL - MALE SAE (JIC) 37° FLARE

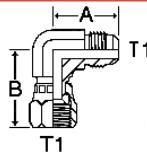


PART NO.	T1 STRAIGHT THREAD	TUBE SIZE	A		B	
			inch	mm	inch	mm
HYD 3703-4X4*	7/16 x 24	1/4	0.72	18	0.94	24
HYD 3703-5X5	1/2 x 20	5/16	0.77	20	1.00	25
HYD 3703-6X6*	9/16 x 18	3/8	0.83	21	1.12	28
HYD 3703-8X8*	3/4 x 16	1/2	0.98	25	1.28	33
HYD 3703-10X10	7/8 x 14	5/8	1.11	28	1.44	37
HYD 3703-12X12	1 1/16 x 12	3/4	1.28	33	1.50	38
HYD 3703-14X14	1 3/16 x 12	7/8	1.39	35	1.62	41
HYD 3703-16X16	1 5/16 x 12	1	1.47	37	1.75	44
HYD 3703-20X20	1 5/8 x 12	1 1/4	1.59	40	2.03	52

ADAPTERS - 37° FLARE

3903 - SWIVEL NUT 90° ELBOW

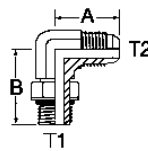
**MALE SAE (JIC)
37° FLARE - FEMALE
SAE (JIC) 37° SWIVEL**



PART NO.	T1 STRAIGHT THREAD	TUBE SIZE	A		B	
			inch	mm	inch	mm
HYD 3903-4X4*	7/16 x 20	1/4	0.89	23	1.00	25
HYD 3903-5X5	1/2 x 20	5/16	0.95	24	1.06	27
HYD 3903-6X6*	9/16 x 18	3/8	1.06	27	1.25	32
HYD 3903-8X8*	3/4 x 16	1/2	1.25	32	1.38	35
HYD 3903-10X10*	7/8 x 14	5/8	1.45	37	1.62	41
HYD 3903-12X12*	1 1/16 x 12	3/4	1.66	42	1.75	44
HYD 3903-14X14	1 3/16 x 12	7/8	1.73	44	1.78	45
HYD 3903-16X16*	1 5/16 x 12	1	1.81	46	2.00	51
HYD 3903-20X20	1 5/8 x 12	1 1/4	2.06	52	2.31	59
HYD 3903-24X24	1 7/8 x 12	1 1/2	2.33	59	2.59	66

2503 - STRAIGHT THREAD 90° ELBOW

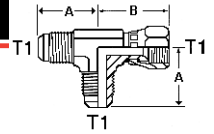
**SAE STRAIGHT THREAD
WITH O-RING -
MALE JIC 37° FLARE**



PART NO.	T1 STRAIGHT THREAD	T2 STRAIGHT THREAD	TUBE SIZE	A		B	
				inch	mm	inch	mm
HYD 2503-2X2	5/16 x 24	5/16 x 24	1/8	0.91	23	0.77	20
HYD 2503-3X3	3/8 x 24	3/8 x 24	3/16	0.94	24	0.83	21
HYD 2503-4X4*	7/16 x 20	7/16 x 20	1/4	1.03	26	0.89	23
HYD 2503-6X4	9/16 x 18	7/16 x 20	1/4	1.25	32	1.05	27
HYD 2503-5X5	1/2 x 20	1/2 x 20	5/16	1.09	28	0.95	24
HYD 2503-4X6	7/16 x 20	9/16 x 18	3/8	1.19	30	1.06	27
HYD 2503-6X6*	9/16 x 18	9/16 x 18	3/8	1.25	32	1.06	27
HYD 2503-8X6	3/4 x 16	9/16 x 18	3/8	1.43	36	1.15	29
HYD 2503-6X8	9/16 x 18	3/4 x 16	1/2	1.25	32	1.45	37
HYD 2503-8X8*	3/4 x 16	3/4 x 16	1/2	1.45	37	1.25	32
HYD 2503-10X8	7/8 x 14	3/4 x 16	1/2	1.70	43	1.34	34
HYD 2503-8X10	3/4 x 16	7/8 x 14	5/8	1.55	39	1.45	37
HYD 2503-10X10*	7/8 x 14	7/8 x 14	5/8	1.70	43	1.45	37
HYD 2503-12X10	1 1/16 x 12	7/8 x 14	5/8	1.94	49	1.53	39
HYD 2503-10X12	7/8 x 14	1 1/16 x 12	3/4	1.78	45	1.66	42
HYD 2503-12X12*	1 1/16 x 12	1 1/16 x 12	3/4	1.94	49	1.66	42
HYD 2503-16X12	1 5/16 x 12	1 1/16 x 12	3/4	2.05	52	1.81	46
HYD 2503-14X14	1 3/16 x 12	1 3/16 x 12	7/8	2.00	51	1.73	44
HYD 2503-12X16	1 1/16 x 12	1 5/16 x 12	1	2.05	52	1.81	46
HYD 2503-16X16*	1 5/16 x 12	1 5/16 x 12	1	2.05	52	1.81	46
HYD 2503-20X20	1 5/8 x 12	1 5/8 x 12	1 1/4	2.25	57	2.06	52
HYD 2503-24X24	1 7/8 x 12	1 7/8 x 12	1 1/2	2.39	61	2.33	59

063T - SWIVEL NUT RUN TEE

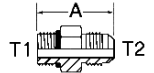
**FEMALE SAE (JIC) 37°
SWIVEL RUN - MALE
SAE (JIC) 37° FLARE - 2 ENDS**



PART NO.	T1 STRAIGHT THREAD	TUBE SIZE	A		B	
			inch	mm	inch	mm
HYD 063T-4X4	7/16 x 20	1/4	0.89	23	1.00	25
HYD 063T-6X6	9/16 x 18	3/8	1.06	27	1.25	32
HYD 063T-8X8	3/4 x 16	1/2	1.25	32	1.38	35
HYD 063T-10X10	7/8 x 14	5/8	1.45	37	1.62	41
HYD 063T-12X12	1 1/16 x 12	3/4	1.66	42	1.75	44
HYD 063T-14X14	1 3/16 x 12	7/8	1.73	44	1.78	45
HYD 063T-16X16	1 5/16 x 12	1	1.81	46	2.00	51
HYD 063T-20X20	1 5/8 x 12	1 1/4	2.06	52	2.31	59

0503 - STRAIGHT THREAD ADAPTER

**SAE STRAIGHT THREAD WITH
O-RING MALE SAE (JIC) 37° FLARE**

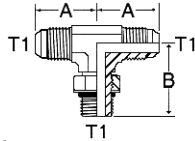


PART NO.	T1 STRAIGHT THREAD	T2 STRAIGHT THREAD	TUBE SIZE	A	
				inch	mm
HYD 0503-2X2	5/16 x 24	5/16 x 24	1/8	1.06	27
HYD 0503-3X3	3/8 x 24	3/8 x 24	3/16	1.1	28
HYD 0503-4X4*	7/16 x 20	7/16 x 20	1/4	1.23	31
HYD 0503-5X4	1/2 x 20	7/16 x 20	1/4	1.23	31
HYD 0503-6X4	9/16 x 18	7/16 x 20	1/4	1.3	33
HYD 0503-8X4	3/4 x 16	7/16 x 20	1/4	1.38	35
HYD 0503-5X5	1/2 x 20	1/2 x 20	5/16	1.23	31
HYD 0503-4X6	7/16 x 20	9/16 x 18	3/8	1.27	32
HYD 0503-6X6*	9/16 x 18	9/16 x 18	3/8	1.3	33
HYD 0503-8X6	3/4 x 16	9/16 x 18	3/8	1.38	35
HYD 0503-10X6	7/8 x 14	9/16 x 18	3/8	1.5	38
HYD 0503-6X8	9/16 x 18	3/4 x 16	1/2	1.43	36
HYD 0503-8X8*	3/4 x 16	3/4 x 16	1/2	1.48	38
HYD 0503-10X8	7/8 x 14	3/4 x 16	1/2	1.6	41
HYD 0503-12X8	1 1/16 x 12	3/4 x 16	1/2	1.76	45
HYD 0503-8X10	3/4 x 16	7/8 x 14	5/8	1.58	40
HYD 0503-10X10*	7/8 x 14	7/8 x 14	5/8	1.7	43
HYD 0503-12X10	1 1/16 x 12	7/8 x 14	5/8	1.86	47
HYD 0503-8X12	3/8 x 16	1 1/16 x 12	3/4	1.78	45
HYD 0503-10X12	7/8 x 14	1 1/16 x 12	3/4	1.81	46
HYD 0503-12X12*	1 1/16 x 12	1 1/16 x 12	3/4	1.97	50
HYD 0503-16X12	1 5/16 x 12	1 1/16 x 12	3/4	2	51
HYD 0503-14X14	1 3/16 x 12	1 3/16 x 12	7/8	1.99	51
HYD 0503-16X14	1 5/16 x 12	1 3/16 x 12	7/8	2.02	51
HYD 0503-10X16	7/8 x 14	1 5/16 x 12	1	2.08	53
HYD 0503-12X16	1 1/16 x 12	1 5/16 x 12	1	2.01	51
HYD 0503-14X16	1 3/16 x 12	1 5/16 x 12	1	2.08	53
HYD 0503-16X16*	1 5/16 x 12	1 5/16 x 12	1	2.04	52
HYD 0503-20X16	1 5/8 x 12	1 5/16 x 12	1	2.12	54
HYD 0503-16X20	1 5/16 x 12	1 5/8 x 12	1 1/4	2.17	55
HYD 0503-20X20	1 5/8 x 12	1 5/8 x 12	1 1/4	2.17	55
HYD 0503-24X24	1 7/8 x 12	1 7/8 x 12	1 1/2	2.37	60
HYD 0503-32X32	2 1/2 x 12	2 1/2 x 12	2	2.78	71

ADAPTERS - 37° FLARE

253T - STRAIGHT THREAD BRANCH TEE

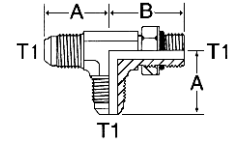
**SAE STRAIGHT THREAD
WITH O-RING
BRANCH - MALE
SAE (JIC) 37° FLARE 2 ENDS**



PART NO.	T1 STRAIGHT THREAD	TUBE SIZE	A		B	
			inch	mm	inch	mm
HYD 253T-4X4	7/16 x 20	1/4	0.89	23	1.03	26
HYD 253T-5X5	1/2 x 20	5/16	0.95	24	1.09	28
HYD 253T-6X6	9/16 x 18	3/8	1.06	27	1.25	32
HYD 253T-8X8	3/4 x 16	1/2	1.25	32	1.45	37
HYD 253T-10X10	7/8 x 14	5/8	1.45	37	1.70	43
HYD 253T-12X12	1 1/16 x 12	3/4	1.66	42	1.94	49
HYD 253T-16X16	1 5/16 x 12	1	1.81	46	2.05	52

053T - STRAIGHT THREAD RUN TEE

**SAE STRAIGHT THREAD
WITH O-RING RUN -
MALE SAE (JIC) 37°
FLARE 2 ENDS**

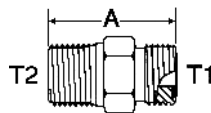


PART NO.	T1 STRAIGHT THREAD	TUBE SIZE	A		B	
			inch	mm	inch	mm
HYD 053T-4X4	7/16 x 20	1/4	0.89	23	1.03	26
HYD 053T-5X5	1/2 x 20	5/16	0.95	24	1.09	28
HYD 053T-6X6	9/16 x 18	3/8	1.06	27	1.25	32
HYD 053T-8X8	3/4 x 16	1/2	1.25	32	1.45	37
HYD 053T-10X10	7/8 x 14	5/8	1.45	37	1.70	43
HYD 053T-12X12	1 1/16 x 12	3/4	1.66	42	1.94	49
HYD 053T-16X16	1 5/16 x 12	1	1.81	46	2.05	52
HYD 053T-20X20	1 5/8 x 12	1 1/4	2.06	52	2.25	57

ADAPTERS - SEAL-LOK

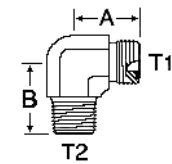
Parker Seal-Lok® adapters are available in a wide variety of configurations and sizes in a range from -4 through -24 (1/4" through 1 1/2"). Steel adapters are made from close grain non-porous steel forgings or steel bar stock. These fittings conform to SAE J1453. Many shape and sizes are available in 316 stainless steel. These are indicated by an "SS". Add "SS" to the part number. Example: 16 F5OLO-SS.

FLO-S PIPE THREAD CONNECTOR



PART NO.	TUBE SIZE	T1 STRAIGHT THREAD	T2 PIPE THREAD	A	
				inch	mm
HYD H4-FLO-S	1/4	9/16 x 18	1/8 x 27	1.07	27
HYD H4-4-FLO-S	1/4	9/16 x 18	1/4 x 18	1.26	32
HYD H4-6-FLO-S	1/4	9/16 x 18	3/8 x 18	1.32	34
HYD H6-FLO-S	3/8	11/16 x 16	1/4 x 18	1.25	32
HYD H6-6-FLO-S	3/8	11/16 x 16	3/8 x 18	1.34	34
HYD H6-8-FLO-S	3/8	11/16 x 16	1/2 x 14	1.55	39
HYD H8-FLO-S	1/2	13/16 x 16	3/8 x 18	1.48	38
HYD H8-8-FLO-S	1/2	13/16 x 16	1/2 x 14	1.64	42
HYD H8-12-FLO-S	1/2	13/16 x 16	3/4 x 14	1.69	43
HYD H10-FLO-S	5/8	1 x 14	1/2 x 14	1.82	46
HYD H10-12-FLO-S	5/8	1 x 14	3/4 x 14	1.82	46
HYD H12-FLO-S	3/4	1 3/16 x 12	3/4 x 14	1.93	49
HYD H12-8-FLO-S	3/4	1 3/16 x 12	1/2 x 14	1.93	49
HYD H12-16-FLO-S	3/4	1 3/16 x 12	1 x 11 1/2	2.13	54
HYD H16-FLO-S	1	1 7/16 x 12	1 x 11 1/2	2.19	56
HYD H16-12-FLO-S	1	1 7/16 x 12	3/4 x 14	2.00	51
HYD H20-FLO-S	1 1/4	1 11/16 x 12	1 1/4 x 11 1/2	2.30	58
HYD H24-FLO-S	1 1/2	2 x 12	1 1/2 x 11 1/2	2.40	61

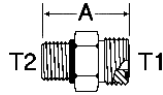
CLO-S PIPE THREAD, 90° ELBOW



PART NO.	TUBE SIZE	T1 STRAIGHT THREAD	T2 PIPE THREAD	A		B	
				inch	mm	inch	mm
HYD H4-CLO-S	1/4	9/16 x 18	1/8 x 27	0.85	22	0.80	20
HYD H4-4-CLO-S	1/4	9/16 x 18	1/4 x 18	0.85	22	1.12	28
HYD H6-CLO-S	3/8	11/16 x 16	1/4 x 18	0.98	25	1.09	28
HYD H6-6-CLO-S	3/8	11/16 x 16	3/8 x 18	0.98	25	1.22	31
HYD H6-8-CLO-S	3/8	11/16 x 16	1/2 x 14	1.15	29	1.47	37
HYD H8-CLO-S	1/2	13/16 x 16	3/8 x 18	1.10	28	1.22	31
HYD H8-8-CLO-S	1/2	13/16 x 16	1/2 x 14	1.10	28	1.47	37
HYD H8-12-CLO-S	1/2	13/16 x 16	3/4 x 14	1.32	34	1.59	40
HYD H10-CLO-S	5/8	1 x 14	1/2 x 14	1.31	33	1.47	37
HYD H10-12-CLO-S	5/8	1 x 14	3/4 x 14	1.41	36	1.59	40
HYD H12-CLO-S	3/4	1 3/16 x 12	3/4 x 14	1.47	37	1.59	40
HYD H12-8-CLO-S	3/4	1 3/16 x 12	1/2 x 14	1.47	37	1.59	40
HYD H12-16-CLO-S	3/4	1 3/16 x 12	1 x 11 1/2	1.62	41	1.97	50
HYD H16-CLO-S	1	1 7/16 x 12	1 x 11 1/2	1.64	42	1.97	50
HYD H16-12-CLO-S	1	1 7/16 x 12	3/4 x 14	1.64	42	1.78	45
HYD H20-CLO-S	1 1/4	1 11/16 x 12	1 1/4 x 11 1/2	1.76	45	2.38	60
HYD H24-CLO-S	1 1/2	2 x 12	1 1/2 x 11 1/2	1.92	49	2.64	67

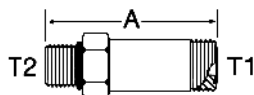
ADAPTERS - SEAL-LOK

F5OLO-S STRAIGHT THREAD CONNECTOR



PART NO.	TUBE SIZE	T1 STRAIGHT THREAD	T2 STRAIGHT THREAD	A	
				inch	mm
HYD H4-F5OLO-S*	1/4	9/16 x 18	7/16 x 20	1.13	29
HYD H4-6-F5OLO-S	1/4	9/16 x 18	9/16 x 18	1.20	30
HYD H4-8-F5OLO-S	1/4	9/16 x 18	3/4 x 16	1.32	34
HYD H6-F5OLO-S*	3/8	11/16 x 16	9/16 x 18	1.26	32
HYD H6-4-F5OLO-S	3/8	11/16 x 16	7/16 x 20	1.37	35
HYD H6-8-F5OLO-S	3/8	11/16 x 16	3/4 x 16	1.38	35
HYD H6-10-F5OLO-S	3/8	11/16 x 16	7/8 x 14	1.53	39
HYD H8-F5OLO-S*	1/2	13/16 x 16	3/4 x 16	1.44	37
HYD H8-6-F5OLO-S	1/2	13/16 x 16	9/16 x 18	1.52	39
HYD H8-10-F5OLO-S	1/2	13/16 x 16	7/8 x 14	1.59	40
HYD H8-12-F5OLO-S	1/2	13/16 x 16	1 1/16 x 12	1.75	44
HYD H8-16-F5OLO-S	1/2	13/16 x 16	1 5/16 x 12	1.60	41
HYD H10-F5OLO-S*	5/8	1 x 14	7/8 x 14	1.70	43
HYD H10-8-F5OLO-S	5/8	1 x 14	3/4 x 16	1.78	45
HYD H10-12-F5OLO-S	5/8	1 x 14	1 1/16 x 12	1.85	47
HYD H12-F5OLO-S*	3/4	1 3/16 x 12	1 1/16 x 12	1.91	49
HYD H12-8-F5OLO-S	3/4	1 3/16 x 12	3/4 x 16	1.91	49
HYD H12-10-F5OLO-S	3/4	1 3/16 x 12	7/8 x 14	1.99	51
HYD H12-16-F5OLO-S	3/4	1 3/16 x 12	1 5/16 x 12	1.96	50
HYD H16-F5OLO-S*	1	1 7/16 x 12	1 5/16 x 12	1.98	50
HYD H16-12-F5OLO-S	1	1 7/16 x 12	1 1/16 x 12	2.20	56
HYD H16-20-F5OLO-S	1	1 7/16 x 12	1 5/8 x 12	2.06	52
HYD H20-F5OLO-S*	1 1/4	1 11/16 x 12	1 5/8 x 12	2.06	52
HYD H20-16-F5OLO-S	1 1/4	1 11/16 x 12	1 5/16 x 12	2.28	58
HYD H20-24-F5OLO-S	1 1/4	1 11/16 x 12	1 7/8 x 12	2.13	54
HYD H24-F5OLO-S*	1 1/2	2 x 12	1 7/8 x 12	2.13	54
HYD H24-20-F5OLO-S	1 1/2	2 x 12	1 5/8 x 12	2.35	60

FF5OLO-S STRAIGHT THREAD LONG

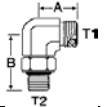


PART NO.	TUBE SIZE	T1 STRAIGHT THREAD	T2 STRAIGHT THREAD	A	
				inch	mm
HYD H4-FF5OLO-S	1/4	9/16 x 18	7/16 x 20	2.07	53
HYD H6-FF5OLO-S	3/8	11/16 x 16	9/16 x 18	2.27	58
HYD H8-FF5OLO-S	1/2	13/16 x 16	3/4 x 16	2.68	68
HYD H10-FF5OLO-S	5/8	1 x 14	7/8 x 14	3.13	80
HYD H12-FF5OLO-S	3/4	1 3/16 x 12	1 1/16 x 12	3.29	84
HYD H16-FF5OLO-S	1	1 7/16 x 12	1 5/16 x 12	4.14	105
HYD H20-FF5OLO-S	1 1/4	1 11/16 x 12	1 5/8 x 12	4.76	121
HYD H24-FF5OLO-S	1 1/2	2 x 12	1 7/8 x 12	5.26	134

+Non-Standard

Many shape and sizes are available in 316 stainless steel. These are indicated by an "SS". Add "SS" to the part number. Ex) 16 F5OLO-SS.

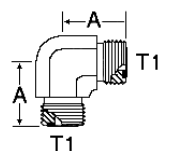
C5OLO-S STRAIGHT THREAD ELBOW



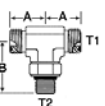
PART NO.	TUBE SIZE	T1 STRAIGHT THREAD	T2 STRAIGHT THREAD	A		B	
				inch	mm	inch	mm
HYD H4-C5OLO-S*	1/4	9/16 x 18	7/16 x 20	0.85	22	1.29	33
HYD H4-6-C5OLO-S	1/4	9/16 x 18	9/16 x 18	0.93	24	1.45	37
HYD H6-C5OLO-S*	3/8	11/16 x 16	9/16 x 18	0.98	25	1.45	37
HYD H6-4-C5OLO-S	3/8	11/16 x 16	7/16 x 20	0.98	25	1.37	35
HYD H6-8-C5OLO-S	3/8	11/16 x 16	3/4 x 16	1.04	26	1.60	41
HYD H6-10-C5OLO-S	3/8	11/16 x 16	7/8 x 14	1.15	29	1.97	50
HYD H8-C5OLO-S*	1/2	13/16 x 16	3/4 x 16	1.10	28	1.60	41
HYD H8-6-C5OLO-S	1/2	13/16 x 16	9/16 x 18	1.10	28	1.44	37
HYD H8-10-C5OLO-S	1/2	13/16 x 16	7/8 x 14	1.23	31	1.97	50
HYD H8-12-C5OLO-S	1/2	13/16 x 16	1 1/16 x 12	1.32	34	2.17	55
HYD H10-C5OLO-S*	5/8	1 x 14	7/8 x 14	1.31	33	1.97	50
HYD H10-8-C5OLO-S	5/8	1 x 14	3/4 x 16	1.31	33	1.80	46
HYD H10-12-C5OLO-S	5/8	1 x 14	1 1/16 x 12	1.31	33	2.17	55
HYD H12-C5OLO-S*	3/4	1 3/16 x 12	1 1/16 x 12	1.47	37	2.17	55
HYD H12-8-C5OLO-S	3/4	1 3/16 x 12	3/4 x 16	1.47	37	1.87	47
HYD H12-10-C5OLO-S	3/4	1 3/16 x 12	7/8 x 14	1.47	37	2.03	52
HYD H12-16-C5OLO-S	3/4	1 3/16 x 12	1 5/16 x 12	1.62	41	2.35	60
HYD H16-C5OLO-S*	1	1 7/16 x 12	1 5/16 x 12	1.64	42	2.35	60
HYD H16-12-C5OLO-S	1	1 7/16 x 12	1 1/16 x 12	1.64	42	2.33	59
HYD H16-20-C5OLO-S	1	1 7/16 x 12	1 5/8 x 12	1.76	45	2.45	62
HYD H20-C5OLO-S*	1 1/4	1 11/16 x 12	1 5/8 x 12	1.76	45	2.45	62
HYD H20-16-C5OLO-S	1 1/4	1 11/16 x 12	1 5/16 x 12	1.76	45	2.42	61
HYD H20-24-C5OLO-S	1 1/4	1 11/16 x 12	1 7/8 x 12	1.92	49	2.59	66
HYD H24-C5OLO-S*	1 1/2	2 x 12	1 7/8 x 12	1.92	49	2.59	66
HYD H24-20-C5OLO-S	1 1/2	2 x 12	1 5/8 x 12	1.92	49	2.56	65

ELO-S UNION ELBOW

PART NO.	TUBE SIZE	T1 STRAIGHT THREAD	A	
			inch	mm
HYD H4-ELO-S	1/4	9/16 x 18	0.85	22
HYD H6-ELO-S	3/8	11/16 x 16	0.98	25
HYD H8-ELO-S	1/2	13/16 x 16	1.10	28
HYD H10-ELO-S	5/8	1 x 14	1.31	33
HYD H12-ELO-S	3/4	1 3/16 x 12	1.47	37
HYD H16-ELO-S	1	1 7/16 x 12	1.64	42
HYD H20-ELO-S	1 1/4	1 11/16 x 12	1.76	45
HYD H24-ELO-S	1 1/2	2 x 12	1.92	49



S5OLO-S STRAIGHT THREAD BRANCH TEE



PART NO.	TUBE SIZE	T1 STRAIGHT THREAD	T2 STRAIGHT THREAD	A		B	
				inch	mm	inch	mm
HYD H4-S5OLO-S	1/4	9/16 x 18	7/16 x 20	0.85	22	1.29	33
HYD H6-S5OLO-S	3/8	11/16 x 16	9/16 x 18	0.98	25	1.45	37
HYD H8-S5OLO-S	1/2	13/16 x 16	3/4 x 16	1.10	28	1.60	41
HYD H10-S5OLO-S	5/8	1 x 14	7/8 x 14	1.31	33	1.97	50
HYD H12-S5OLO-S	3/4	1 3/16 x 12	1 1/16 x 12	1.47	37	2.17	55
HYD H16-S5OLO-S	1	1 7/16 x 12	1 5/16 x 12	1.64	42	2.35	60
HYD H20-S5OLO-S	1 1/4	1 11/16 x 12	1 5/8 x 12	1.76	45	2.45	62
HYD H24-S5OLO-S	1 1/2	2 x 12	1 7/8 x 12	1.92	49	2.59	66

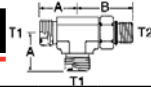
ADAPTERS - SEAL-LOK

V5OLO-S STRAIGHT THREAD ELBOW



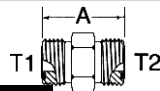
PART NO.	TUBE SIZE	T1 STRAIGHT THREAD	T2 STRAIGHT THREAD	A		B	
				inch	mm	inch	mm
HYD H4-V5OLO-S*	1/4	9/16 x 18	7/16 x 20	0.63	16	1.18	30
HYD H4-6-V5OLO-S	1/4	9/16 x 18	9/16 x 18	0.69	18	1.30	33
HYD H6-V5OLO-S*	3/8	11/16 x 16	9/16 x 18	0.74	19	1.30	33
HYD H6-4-V5OLO-S	3/8	11/16 x 16	7/16 x 20	0.74	19	1.22	31
HYD H6-8-V5OLO-S	3/8	11/16 x 16	3/4 x 16	0.74	19	1.45	37
HYD H8-V5OLO-S*	1/2	13/16 x 16	3/4 x 16	0.80	20	1.43	36
HYD H8-6-V5OLO-S	1/2	13/16 x 16	9/16 x 18	0.80	20	1.27	32
HYD H8-10-V5OLO-S	1/2	13/16 x 16	7/8 x 14	0.84	21	1.76	45
HYD H10-V5OLO-S*	5/8	1 x 14	7/8 x 14	0.92	23	1.76	45
HYD H10-8-V5OLO-S	5/8	1 x 14	3/4 x 16	0.92	23	1.59	40
HYD H10-12-V5OLO-S	5/8	1 x 14	1 1/16 x 12	0.98	25	1.97	50
HYD H12-V5OLO-S	3/4	1 3/16 x 12	1 1/16 x 12	1.02	26	1.97	50
HYD H12-10-V5OLO-S	3/4	1 3/16 x 12	7/8 x 14	1.02	26	1.81	46
HYD H12-16-V5OLO-S	3/4	1 3/16 x 12	1 5/16 x 12	1.02	26	2.06	52
HYD H16-V5OLO-S	1	1 7/16 x 12	1 5/16 x 12	1.18	30	2.06	52
HYD H16-12-V5OLO-S	1	1 7/16 x 12	1 1/16 x 12	1.18	30	2.03	52
HYD H16-20-V5OLO-S	1	1 7/16 x 12	1 5/8 x 12	1.26	32	2.25	57
HYD H20-V5OLO-S	1 1/4	1 11/16 x 12	1 5/8 x 12	1.26	32	2.11	54
HYD H24-V5OLO-S	1 1/2	2 x 12	1 7/8 x 12	1.45	37	2.11	54

R5OLO-S STRAIGHT THREAD RUN TEE



PART NO.	TUBE SIZE	T1 STRAIGHT THREAD	T2 STRAIGHT THREAD	A		B	
				inch	mm	inch	mm
HYD H4-R5OLO-S	1/4	9/16 x 18	7/16 x 20	0.85	22	1.29	33
HYD H6-R5OLO-S*	3/8	11/16 x 16	9/16 x 18	0.98	25	1.45	37
HYD H8-R5OLO-S*	1/2	13/16 x 16	3/4 x 16	1.10	28	1.60	41
HYD H10-R5OLO-S*	5/8	1 x 14	7/8 x 14	1.31	33	1.97	50
HYD H12-R5OLO-S*	3/4	1 3/16 x 12	1 1/16 x 12	1.47	37	2.17	55
HYD H16-R5OLO-S	1	1 7/16 x 12	1 5/16 x 12	1.64	42	2.35	60
HYD H20-R5OLO-S	1 1/4	1 11/16 x 12	1 5/8 x 12	1.76	45	2.45	62
HYD H24-R5OLO-S	1 1/2	2 x 12	1 7/8 x 12	1.92	49	2.59	66

HLO-S UNION



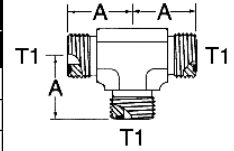
PART NO.	TUBE SIZE	T1 STRAIGHT THREAD	T2 STRAIGHT THREAD	A	
				inch	mm
HYD H4-HLO-S*	1/4	9/16 x 18	9/16 x 18	1.08	27
HYD H6-HLO-S*	3/8	11/16 x 16	11/16 x 16	1.22	31
HYD H6-4-HLO-S	3/8	11/16 x 16	9/16 x 18	1.17	30
HYD H8-HLO-S*	1/2	13/16 x 16	13/16 x 16	1.39	35
HYD H8-6-HLO-S	1/2	13/16 x 16	11/16 x 16	1.33	34
HYD H10-HLO-S*	5/8	1 x 14	1 x 14	1.68	43
HYD H10-8-HLO-S	5/8	1 x 14	13/16 x 16	1.57	40
HYD H12-HLO-S*	3/4	1 3/16 x 12	1 13/16 x 12	1.85	47
HYD H12-10-HLO-S	3/4	1 3/16 x 12	1 x 14	1.80	46
HYD H16-HLO-S*	1	1 7/16 x 12	1 7/16 x 12	1.94	49
HYD H16-12-HLO-S	1	1 7/16 x 12	1 3/16 x 12	1.92	49
HYD H20-HLO-S	1 1/4	1 11/16 x 12	1 11/16 x 12	2.02	51
HYD H24-HLO-S	1 1/2	2 x 12	2 x 12	2.09	53

+Non-Standard

Many shape and sizes are available in 316 stainless steel. These are indicated by an "***". Add "SS" to the part number. Ex) 16 F5OLO-SS.

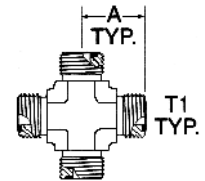
JLO-S UNION TEE

PART NO.	TUBE SIZE	T1 STRAIGHT THREAD	A	
			inch	mm
HYD H4-JLO-S	1/4	9/16 x 18	0.85	22
HYD H6-JLO-S	3/8	11/16 x 16	0.98	25
HYD H8-JLO-S	1/2	13/16 x 16	1.10	28
HYD H10-JLO-S	5/8	1 x 14	1.31	33
HYD H12-JLO-S	3/4	1 3/16 x 12	1.47	37
HYD H16-JLO-S	1	1 7/16 x 12	1.64	42
HYD H20-JLO-S	1 1/4	1 11/16 x 12	1.76	45
HYD H4-JLO-S	1 1/2	2 x 12	1.92	49

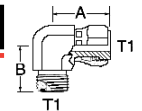


KLO-S UNION CROSS

PART NO.	TUBE SIZE	T1 STRAIGHT THREAD	A	
			inch	mm
HYD H4-KLO-S	1/4	9/16 x 18	0.85	22
HYD H6-KLO-S	3/8	11/16 x 16	0.98	25
HYD H8-KLO-S	1/2	13/16 x 16	1.10	28
HYD H10-KLO-S	5/8	1 x 14	1.31	33
HYD H12-KLO-S	3/4	1 3/16 x 12	1.47	37
HYD H16-KLO-S	1	1 7/16 x 12	1.64	42
HYD H20-KLO-S	1 1/4	1 11/16 x 12	1.76	45

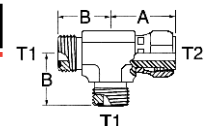


C6LO-S SWIVEL NUT ELBOW



PART NO.	TUBE SIZE	T1 STRAIGHT THREAD	A		B	
			inch	mm	inch	mm
HYD H4-C6LO-S*	1/4	9/16 x 18	1.07	27	0.85	22
HYD H6-C6LO-S*	3/8	11/16 x 16	1.18	30	1.10	28
HYD H8-C6LO-S*	1/2	13/16 x 16	1.49	38	1.10	28
HYD H10-C6LO-S*	5/8	1 x 14	1.65	42	1.31	33
HYD H12-C6LO-S*	3/4	1 3/16 x 12	1.82	46	1.47	37
HYD H16-C6LO-S*	1	1 7/16 x 12	2.10	53	1.64	42
HYD H20-C6LO-S	1 1/4	1 11/16 x 12	2.29	58	1.76	45
HYD H24-C6LO-S	1 1/2	2 x 12	2.41	61	1.92	49

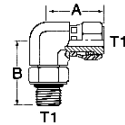
R6LO-S SWIVEL NUT RUN TEE



PART NO.	TUBE SIZE	T1 STRAIGHT THREAD	T2 STRAIGHT THREAD	A		B	
				inch	mm	inch	mm
HYD H4-R6LO-S	1/4	9/16 x 18	9/16 x 18	1.07	27	0.85	22
HYD H6-R6LO-S	3/8	11/16 x 16	11/16 x 16	1.18	30	0.98	25
HYD H8-R6LO-S	1/2	13/16 x 16	13/16 x 16	1.49	38	1.10	28
HYD H10-R6LO-S	5/8	1 x 14	1 x 14	1.65	42	1.31	33
HYD H12-R6LO-S	3/4	1 3/16 x 12	1 3/16 x 12	2.10	53	1.64	42
HYD H16-R6LO-S	1	1 7/16 x 12	1 7/16 x 12	2.10	53	1.64	42
HYD H20-R6LO-S	1 1/4	1 11/16 x 12	1 11/16 x 12	2.29	58	1.76	45
HYD H24-R6LO-S	1 1/2	2 x 12	2 x 12	2.41	61	1.92	49

ADAPTERS - SEAL-LOK

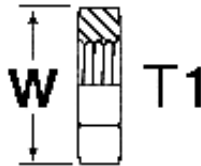
AEL60-S 90° STRAIGHT THREAD SWIVEL ELBOW



PART NO.	TUBE SIZE	T1 STRAIGHT THREAD	T2 STRAIGHT THREAD	A		B	
				inch	mm	inch	mm
HYD H4-AEL60-S	1/4	7/16 x 20	9/16 x 18	1.07	27	1.29	33
HYD H6-AEL60-S	3/8	9/16 x 18	11/16 x 16	1.18	30	1.45	37
HYD H8-AEL60-S	1/2	3/4 x 16	13/16 x 16	1.49	38	1.60	41
HYD H10-AEL60-S	5/8	7/8 x 14	1 x 14	1.65	42	1.97	50
HYD H12-AEL60-S	3/4	1 1/16 x 12	1 3/16 x 12	1.82	46	2.17	55
HYD H16-AEL60-S	1	1 5/16 x 12	1 7/16 x 12	2.10	53	2.35	60
HYD H20-AEL60-S	1 1/4	1 5/8 x 12	1 11/16 x 12	2.29	58	2.45	62
HYD H24-AEL60-S	1 1/2	1 7/8 x 12	2 x 12	2.41	61	2.59	66

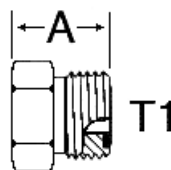
WLNL-S BULKHEAD LOCKNUT

PART NO.	TUBE SIZE	T1 STRAIGHT THREAD	W HEX
HYD H4-WLNL-S	1/4	9/16 x 18	13/16
HYD H6-WLNL-S	3/8	11/16 x 16	1
HYD H8-WLNL-S	1/2	13/16 x 16	1 1/8
HYD H10-WLNL-S	5/8	1 x 14	1 5/16
HYD H12-WLNL-S	3/4	1 3/16 x 12	1 1/2
HYD H16-WLNL-S	1	1 7/16 x 12	1 3/4
HYD H20-WLNL-S	1 1/4	1 11/16 x 12	2
HYD H24-WLNL-S	1 1/2	2 x 12	2 3/8



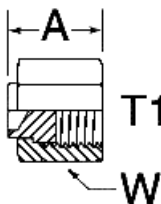
PNLO-S PLUG

PART NO.	TUBE SIZE	T1 STRAIGHT THREAD	A	
			inch	mm
HYD H4-PNLO-S	1/4	9/16 x 18	0.66	17
HYD H6-PNLO-S	3/8	11/16 x 16	0.76	19
HYD H8-PNLO-S	1/2	13/16 x 16	0.86	22
HYD H10-PNLO-S	5/8	1 x 14	1.02	26
HYD H12-PNLO-S	3/4	1 3/16 x 12	1.08	27
HYD H16-PNLO-S	1	1 7/16 x 12	1.10	28
HYD H20-PNLO-S	1 1/4	1 11/16 x 12	1.10	28
HYD H24-PNLO-S	1 1/2	2 x 12	1.10	28

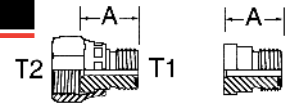


FNL-S CAP

PART NO.	TUBE SIZE	T1 STRAIGHT THREAD	A		W HEX
			inch	mm	
HYD H4-FNL-S	1/4	9/16 x 18	0.65	17	11/16
HYD H6-FNL-S	3/8	11/16 x 16	0.74	19	13/16
HYD H8-FNL-S	1/2	13/16 x 16	0.90	23	15/16
HYD H10-FNL-S	5/8	1 x 14	1.00	25	1 1/8
HYD H12-FNL-S	3/4	1 3/16 x 12	1.10	28	1 3/8
HYD H16-FNL-S	1	1 7/16 x 12	1.16	29	1 5/8
HYD H20-FNL-S	1 1/4	1 11/16 x 12	1.16	29	1 7/8
HYD H24-FNL-S	1 1/2	2 x 12	1.16	29	2 1/4

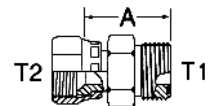


TRLO-S REDUCER



PART NO.	TUBE SIZE	T1 STRAIGHT THREAD	T2 STRAIGHT THREAD	A	
				inch	mm
HYD H6-4-TRLO-S*	3/8	9/16 x 18	11/16 x 16	0.77	20
HYD H8-4-TRLO-S	1/2	9/16 x 18	13/16 x 16	0.86	22
HYD H8-6-TRLO-S*	1/2	11/16 x 16	13/16 x 16	0.88	22
HYD H10-4-TRLO-S	5/8	9/16 x 18	1 x 14	0.90	23
HYD H10-6-TRLO-S	5/8	11/16 x 16	1 x 14	0.95	24
HYD H10-8-TRLO-S	5/8	13/16 x 16	1 x 14	1.02	26
HYD H12-4-TRLO-S	3/4	9/16 x 18	1 3/16 x 12	0.98	25
HYD H12-6-TRLO-S	3/4	11/16 x 16	1 3/16 x 12	1.03	26
HYD H12-8-TRLO-S	3/4	13/16 x 16	1 3/16 x 12	1.09	28
HYD H12-10-TRLO-S*	3/4	1 x 14	1 3/16 x 12	1.16	29
HYD H16-8-TRLO-S	1	13/16 x 16	1 7/16 x 12	1.15	29
HYD H16-10-TRLO-S	1	1 x 14	1 7/16 x 12	1.26	32
HYD H16-12-TRLO-S*	1	1 3/16 x 12	1 7/16 x 12	1.30	33
HYD H20-12-TRLO-S	1 1/4	1 3/16 x 12	1 11/16 x 12	1.32	34
HYD H20-16-TRLO-S*	1 1/4	1 7/16 x 12	1 11/16 x 12	1.51	38
HYD H24-16-TRLO-S	1 1/2	1 7/16 x 12	2 x 12	1.23	31
HYD H24-20-TRLO-S	1 1/2	1 11/16 x 12	2 x 12	1.35	34

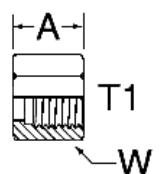
LOHX6-S MALE SEAL-LOK TO 37° FEMALE SWIVEL



PART NO.	TUBE SIZE	T1 STRAIGHT THREAD	T2 STRAIGHT THREAD	A	
				inch	mm
HYD H4-LOHX6-S	1/4	9/16 x 18	7/16 x 20	1.04	26
HYD H6-LOHX6-S	3/8	11/16 x 16	9/16 x 18	1.14	29
HYD H8-LOHX6-S	1/2	13/16 x 16	3/4 x 16	1.32	34
HYD H10-LOHX6-S	5/8	1 x 14	7/8 x 14	1.52	39
HYD H12-LOHX6-S	3/4	1 3/16 x 12	1 1/16 x 12	1.63	41
HYD H16-LOHX6-S	1	1 7/16 x 12	1 5/16 x 12	1.79	45

BL-S NUT

PART NO.	TUBE SIZE	T1 STRAIGHT THREAD	A		W HEX
			inch	mm	
HYD H4-BL-S	1/4	9/16 x 18	0.58	15	11/16
HYD H6-BL-S	3/8	11/16 x 16	0.67	17	13/16
HYD H8-BL-S	1/2	13/16 x 16	0.83	21	15/16
HYD H10-BL-S	5/8	1 x 14	0.93	24	1 1/8
HYD H12-BL-S	3/4	1 13/16 x 12	1.02	26	1 3/8
HYD H12-14-BL-S	3/4	1 13/16 x 12	1.22	31	1 3/8
HYD H16-BL-S	1	1 7/16 x 12	1.10	28	1 5/8
HYD H20-BL-S	1 1/4	1 11/16 x 12	1.10	28	1 7/8
HYD H24-BL-S	1 1/2	2 x 12	1.10	28	2 1/4

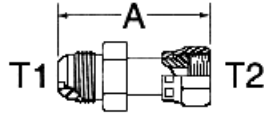


+Non-Standard

Many shape and sizes are available in 316 stainless steel. These are indicated by an "***". Add "SS" to the part number. Ex) 16 F5OLO-SS.

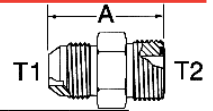
ADAPTERS - SEAL-LOK

XHL6-S MALE 37° TO FEMALE SWIVEL SEAL-LOK



PART NO.	TUBE SIZE	T1 STRAIGHT THREAD	T2 STRAIGHT THREAD	A	
				inch	mm
HYD H4XHL6-S	1/4	7/16 x 20	9/16 x 18	1.50	38
HYD H6XHL6-S	3/8	9/16 x 18	11/16 x 16	1.61	41
HYD H8XHL6-S	1/2	3/4 x 16	13/16 x 16	1.90	48
HYD H10XHL6-S	5/8	7/8 x 14	1 x 14	2.20	56
HYD H12XHL6-S	3/4	1 1/16 x 12	1 3/16 x 12	2.50	64
HYD H16XHL6-S	1	1 5/16 x 12	1 7/16 x 12	2.66	68

XHLO-S MALE 37° TO MALE SEAL-LOK

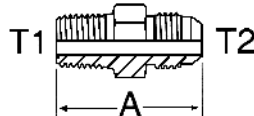


PART NO.	TUBE SIZE	T1 STRAIGHT THREAD	T2 STRAIGHT THREAD	A	
				inch	mm
HYD H4XHLO-S	1/4	9/16 x 18	7/16 x 20	1.25	32
HYD H6XHLO-S	3/8	11/16 x 16	9/16 x 18	1.34	34
HYD H8XHLO-S	1/2	13/16 x 16	3/4 x 16	1.55	39
HYD H10XHLO-S	5/8	1 x 14	7/8 x 14	1.83	46
HYD H12XHLO-S	3/4	1 3/16 x 12	1 1/16 x 12	2.05	52
HYD H16XHLO-S	1	1 7/16 x 12	1 5/16 x 12	2.16	55
HYD H20XHLO-S	1 1/4	1 11/16 x 12	1 5/8 x 12	2.29	58
HYD H24XHLO-S	1 1/2	2 x 12	1 7/8 x 12	2.48	63

ADAPTERS - SAE

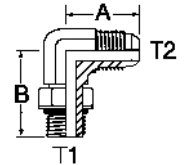
Similar in configurations to the SAE (JIC) 37° flare series, Parker 45° flare adapters are available for tube connections requiring the SAE 45° flared fitting connection. They conform to SAE J512.

0104 - MALE ADAPTER

MALE PIPE -
MALE SAE 45° FLARE

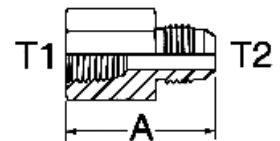
DASH SIZE	T1 PIPE THREAD	T2 STRAIGHT THREAD	TUBE SIZE	A	
				inch	mm
HYD 0104-2X4B	1/8 x 27	7/16 x 20	1/4	1.04	26
HYD 0104-4X4B	1/4 x 18	7/16 x 20	1/4	1.23	31
HYD 0104-6X4B	3/8 x 18	7/16 x 20	1/4	1.29	33
HYD 0104-2X5B	1/8 x 27	1/2 x 20	5/16	1.14	29
HYD 0104-4X5B	1/4 x 18	1/2 x 20	5/16	1.32	34
HYD 0104-4X6B	1/4 x 18	5/8 x 18	3/8	1.42	36
HYD 0104-6X6B	3/8 x 18	5/8 x 18	3/8	1.36	35
HYD 0104-8X6B	1/2 x 14	5/8 x 18	3/8	1.67	42
HYD 0104-12X6	3/4 x 14	5/8 x 18	3/8	1.79	45
HYD 0104-4X8B	1/4 x 18	3/4 x 16	1/2	1.60	41
HYD 0104-6X8B	3/8 x 18	3/4 x 16	1/2	1.60	41
HYD 0104-8X8B	1/2 x 14	3/4 x 16	1/2	1.79	45
HYD 0104-8X10B	1/2 x 14	7/8 x 14	5/8	1.98	50
HYD 0104-12X10B	3/4 x 14	7/8 x 14	5/8	2.04	52
HYD 0104-8X12B	1/2 x 14	1 1/16 x 14	3/4	2.17	55
HYD 0104-12X12B	3/4 x 14	1 1/16 x 14	3/4	2.17	55

2504 - SAE STRAIGHT THREAD 90° ELBOW

SAE STRAIGHT THREAD
WITH O-RING
MALE SAE 45° FLARE

PART NO.	T1 STRAIGHT THREAD	T2 STRAIGHT THREAD	TUBE SIZE	A		B	
				inch	mm	inch	mm
HYD 2504-10X10	7/8 x 14	7/8 x 14	5/8	1.45	37	1.70	43

0204 - FEMALE ADAPTER

FEMALE PIPE -
MALE SAE 45° FLARE

DASH SIZE	T1 PIPE THREAD	T2 STRAIGHT THREAD	TUBE SIZE	A	
				inch	mm
HYD 0204-2X4B	1/8 x 27	7/16 x 20	1/4	1.01	26
HYD 0204-4X4B	1/4 x 18	7/16 x 20	1/4	1.23	31
HYD 0204-2X5B	1/8 x 27	1/2 x 20	5/16	1.05	27
HYD 0204-4X5B	1/4 x 18	1/2 x 20	5/16	1.26	32
HYD 0204-4X6B	1/4 x 18	5/8 x 18	3/8	1.29	33
HYD 0204-6X6B	3/8 x 18	5/8 x 18	3/8	1.36	35
HYD 0204-6X8B	3/8 x 18	3/4 x 16	1/2	1.48	38
HYD 0204-8X8B	1/2 x 14	3/4 x 16	1/2	1.80	46
HYD 0204-8X10B	1/2 x 14	7/8 x 14	5/8	1.80	46
HYD 0204-12X10B	3/4 x 14	7/8 x 14	5/8	1.75	44

+Non-Standard

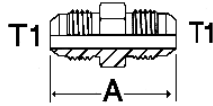
Many shape and sizes are available in 316 stainless steel. These are indicated by an "***". Add "SS" to the part number. Ex) 16 F5OLO-SS.

ADAPTERS - SAE

0404 - UNION

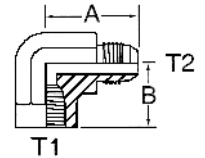
MALE SAE 45° FLARE - BOTH ENDS

DASH SIZE	T1 STRAIGHT THREAD	TUBE SIZE	A	
			inch	mm
HYD 0404-4X4B	7/16 x 20	1/4	1.17	30
HYD 0404-5X5B	1/2 x 20	5/16	1.32	34
HYD 0404-6X6B	5/8 x 18	3/8	1.48	38
HYD 0404-8X8B	3/4 x 16	1/2	1.79	45
HYD 0404-10X10B	7/8 x 14	5/8	2.10	53
HYD 0404-12X12B	1 1/16 x 14	3/4	2.42	61
HYD 0404-14X14B	1 1/4 x 12	7/8	2.72	69



2204 - FEMALE 90° ELBOW

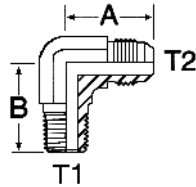
FEMALE PIPE - MALE SAE 45° FLARE



PART NO.	T1 PIPE THREAD	T2 STRAIGHT THREAD	TUBE SIZE	A		B	
				inch	mm	inch	mm
HYD 2204-2X4B	1/8 x 27	7/16 x 20	1/4	0.86	22	0.45	11
HYD 2204-4X4B	1/4 x 18	7/16 x 20	1/4	0.95	24	0.64	16
HYD 2204-4X5B	1/4 x 18	1/2 x 20	5/16	1.02	26	0.67	17
HYD 2204-4X6B	1/4 x 18	5/8 x 18	3/8	1.08	27	0.69	18
HYD 2204-6X6B	3/8 x 18	5/8 x 18	3/8	1.15	29	0.68	17
HYD 2204-6X8B	3/8 x 18	3/4 x 16	1/2	1.25	32	0.72	18
HYD 2204-8X8B	1/2 x 14	3/4 x 16	1/2	1.31	33	0.94	24
HYD 2204-8X10B	1/2 x 14	7/8 x 14	5/8	1.52	39	1.03	26

2104 - MALE 90° ELBOW

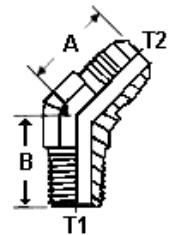
MALE PIPE - MALE SAE 45° FLARE



PART NO.	T1 PIPE THREAD	T2 STRAIGHT THREAD	TUBE SIZE	A		B	
				inch	mm	inch	mm
HYD 2104-2X4B	1/8 x 27	7/16 x 20	1/4	0.79	20	0.76	19
HYD 2104-4X4B	1/4 x 18	7/16 x 20	1/4	0.90	23	0.94	24
HYD 2104-6X4B	3/8 x 18	7/16 x 20	1/4	0.94	24	1.06	27
HYD 2104-2X5B	1/8 x 27	1/2 x 20	5/16	0.90	23	0.79	20
HYD 2104-4X5B	1/4 x 18	1/2 x 20	5/16	0.95	24	0.95	24
HYD 2104-4X6B	1/4 x 18	5/8 x 18	3/8	1.01	26	1.05	27
HYD 2104-6X6B	3/8 x 18	5/8 x 18	3/8	1.04	26	1.07	27
HYD 2104-8X6B	1/2 x 14	5/8 x 18	3/8	1.15	29	1.27	32
HYD 2104-4X8B	1/4 x 18	3/4 x 16	1/2	1.20	30	1.17	30
HYD 2104-6X8B	3/8 x 18	3/4 x 16	1/2	1.20	30	1.10	28
HYD 2104-8X8B	1/2 x 14	3/4 x 16	1/2	1.28	33	1.38	35
HYD 2104-6X10B	3/8 x 18	7/8 x 14	5/8	1.41	36	1.25	32
HYD 2104-8X10B	1/2 x 14	7/8 x 14	5/8	1.40	36	1.39	35
HYD 2104-12X10B	3/4 x 14	7/8 x 14	5/8	1.42	36	1.48	38
HYD 2104-8X12B	1/2 x 14	1 1/16 x 14	3/4	1.60	41	1.48	38
HYD 2104-12X12B	3/4 x 14	1 1/16 x 14	3/4	1.59	40	1.62	41

3104 - MALE 45° ELBOW

MALE PIPE - MALE SAE 45° FLARE



PART NO.	T1 PIPE THREAD	T2 STRAIGHT THREAD	TUBE SIZE	A		B	
				inch	mm	inch	mm
HYD 3104-2X4B	1/8 x 27	7/16 x 20	1/4	0.81	21	0.56	14
HYD 3104-4X4B	1/4 x 18	7/16 x 20	1/4	0.75	19	0.84	21
HYD 3104-2X5B	1/8 x 27	1/2 x 20	5/16	0.75	19	0.65	17
HYD 3104-4X5B	1/4 x 18	1/2 x 20	5/16	0.75	19	0.81	21
HYD 3104-4X6B	1/4 x 18	5/8 x 18	3/8	0.81	21	0.84	21
HYD 3104-6X6B	3/8 x 18	5/8 x 18	3/8	0.91	23	0.93	24
HYD 3104-6X8B	3/8 x 18	3/4 x 16	1/2	1.00	25	0.87	22

HYDRAULIC HOSE

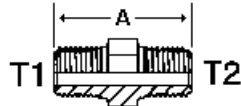
SEE PAGES 1-2

ADAPTERS - PIPE

Parker pipe adapters are available for pipe-to-pipe thread, pipe-to-straight thread, and straight-to-straight thread. Steel adapters are made from close grained non-porous steel forgings or steel bar stock. Many shapes and sizes are also available in stainless steel. These are indicated by "*" . These adapters have DrySeal American (National Standard) Taper (N.P.T.F.) pipe threads and Unified Class 2A male and 2B female straight threads. They conform to SAE J514.

0101 - MALE PIPE NIPPLE

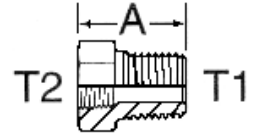
MALE PIPE - MALE PIPE



PART NO.	T1 PIPE THREAD	T2 PIPE THREAD	A	
			inch	mm
HYD 0101-2X2	1/8 x 27	1/8 x 27	1.06	27
HYD 0101-2X4	1/8 x 27	1/4 x 18	1.25	32
HYD 0101-4X4	1/4 x 18	1/4 x 18	1.45	37
HYD 0101-2X6	1/8 x 27	3/8 x 18	1.27	32
HYD 0101-4X6	1/4 x 18	3/8 x 18	1.45	37
HYD 0101-6X6	3/8 x 18	3/8 x 18	1.45	37
HYD 0101-4X8	1/4 x 18	1/2 x 14	1.70	43
HYD 0101-6X8	3/8 x 18	1/2 x 14	1.70	43
HYD 0101-8X8	1/2 x 14	1/2 x 14	1.89	48
HYD 0101-8X12	1/2 x 14	3/4 x 14	1.97	50
HYD 0101-12X12	3/4 x 14	3/4 x 14	1.97	50
HYD 0101-16X16	1 x 11 1/2	1 x 11 1/2	2.34	59
HYD 0101-16X20	1 x 11 1/2	1 1/4 x 11 1/2	2.45	62
HYD 0101-20X20	1 1/4 x 11 1/2	1 1/4 x 11 1/2	2.48	63
HYD 0101-24X24	1 1/2 x 11 1/2	1 1/2 x 11 1/2	2.61	66

0102 - REDUCER BUSHING

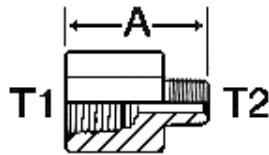
MALE PIPE - REDUCED FEMALE PIPE



DASH SIZE (STEEL)	T1 MALE PIPE THREAD	T2 FEMALE PIPE THREAD	A	
			inch	mm
HYD 0102-4X2	1/4 x 18	1/8 x 27	0.84	21
HYD 0102-6X2	3/8 x 18	1/8 x 27	0.84	21
HYD 0102-8X2	1/2 x 14	1/8 x 27	1.09	28
HYD 0102-6X4	3/8 x 18	1/4 x 18	0.84	21
HYD 0102-8X4	1/2 x 14	1/4 x 18	1.09	28
HYD 0102-12X4	3/4 x 14	1/4 x 18	1.17	30
HYD 0102-8X6	1/2 x 14	3/8 x 18	1.09	28
HYD 0102-12X6	3/4 x 14	3/8 x 18	1.17	30
HYD 0102-16X6	1 x 11 1/2	3/8 x 18	1.36	35
HYD 0102-12X8	3/4 x 14	1/2 x 14	1.17	30
HYD 0102-16X8	1 x 11 1/2	1/2 x 14	1.36	35
HYD 0102-16X12	1 x 11 1/2	3/4 x 14	1.36	35
HYD 0102-20X12	1 1/4 x 11 1/2	3/4 x 14	1.48	38
HYD 0102-20X16	1 1/4 x 11 1/2	1 x 11 1/2	1.48	38
HYD 0102-24X16	1 1/2 x 11 1/2	1 x 11 1/2	1.56	40
HYD 0102-24X20	1 1/2 x 11 1/2	1 1/4 x 11 1/2	1.56	40

0201 - REDUCING ADAPTER

FEMALE PIPE - REDUCED MALE PIPE

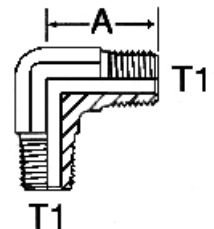


DASH SIZE (STEEL)	T1 FEMALE PIPE THREAD	T2 MALE PIPE THREAD	A	
			inch	mm
HYD 0201-4X2	1/4 x 18	1/8 x 27	1.22	31
HYD 0201-8X2	1/2 x 14	1/8 x 27	1.50	38
HYD 0201-6X4	3/8 x 18	1/4 x 18	1.44	37
HYD 0201-8X4	1/2 x 14	1/4 x 18	1.69	43
HYD 0201-12X4	3/8 x 18	1/4 x 18	1.78	45
HYD 0201-8X6	1/2 x 14	3/8 x 18	1.69	43
HYD 0201-12X8	3/4 x 14	1/2 x 14	1.94	49
HYD 0201-16X8	1 x 11 1/2	1/2 x 14	2.16	55
HYD 0201-16X12	1 x 11 1/2	3/4 x 14	2.19	56
HYD 0201-20X16	1 1/4 x 11 1/2	1 x 11 1/2	2.47	63

2101 - MALE PIPE 90° ELBOW

MALE PIPE BOTH ENDS

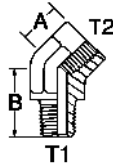
DASH SIZE (STEEL)	T1 MALE PIPE THREAD	A	
		inch	mm
HYD 2101-2X2	1/8 x 27	0.78	20
HYD 2101-4X4	1/4 x 18	1.09	28
HYD 2101-6X6	3/8 x 18	1.22	31
HYD 2101-8X8	1/2 x 14	1.47	37
HYD 2101-12X12	3/4 x 14	1.59	40
HYD 2101-16X16	1 x 11 1/2	1.97	50



ADAPTERS - PIPE

3102 STREET ELBOW 45°

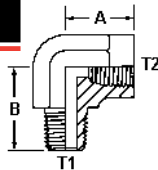
MALE PIPE - FEMALE PIPE



DASH SIZE (STEEL)	T1 MALE PIPE THREAD	T2 FEMALE PIPE THREAD	A		B	
			inch	mm	inch	mm
HYD 3102-2X2	1/8 x 27	1/8 x 27	0.47	12	0.72	18
HYD 3102-4X4	1/4 x 18	1/4 x 18	0.63	16	1.05	27
HYD 3102-6X6	3/8 x 18	3/8 x 18	0.72	18	1.06	27
HYD 3102-8X8	1/2 x 14	1/2 x 14	0.91	23	1.34	34
HYD 3102-12X12	3/4 x 14	3/4 x 14	0.97	25	1.38	35
HYD 3102-16X16	1 x 11 1/2	1 x 11 1/2	1.13	29	1.72	44

2102 STREET ELBOW 90°

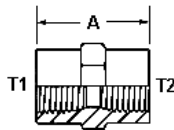
MALE PIPE - FEMALE PIPE



DASH SIZE (STEEL)	T1 MALE PIPE THREAD	T2 FEMALE PIPE THREAD	A		B	
			inch	mm	inch	mm
HYD 2102-2X2	1/8 x 27	1/8 x 27	0.66	17	0.78	20
HYD 2102-4X4	1/4 x 18	1/4 x 18	0.88	22	1.09	28
HYD 2102-6X6	3/8 x 18	3/8 x 18	1.02	26	1.22	31
HYD 2102-8X8	1/2 x 14	1/2 x 14	1.23	31	1.47	37
HYD 2102-12X12	3/4 x 14	3/4 x 14	1.36	35	1.59	40
HYD 2102-16X16	1 x 11 1/2	1 x 11 1/2	1.63	41	1.97	50
HYD 2102-20X20	1 1/4 x 11 1/2	1 1/4 x 11 1/2	1.70	43	2.38	60

0202 - FEMALE PIPE CONNECTOR

FEMALE PIPE - FEMALE PIPE

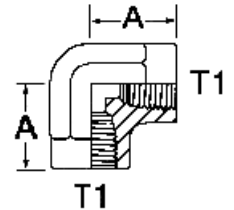


DASH SIZE (STEEL)	T1 PIPE THREAD	T2 PIPE THREAD	A	
			inch	mm
HYD 0202-2X2	1/8 x 27	1/8 x 27	0.75	19
HYD 0202-2X4	1/8 x 27	1/4 x 18	0.94	24
HYD 0202-4X4	1/4 x 18	1/4 x 18	1.13	29
HYD 0202-2X6	1/8 x 27	3/8 x 18	1.03	26
HYD 0202-4X6	1/4 x 18	3/8 x 18	1.13	29
HYD 0202-6X6	3/8 x 18	3/8 x 18	1.13	29
HYD 0202-4X8	1/4 x 18	1/2 x 14	1.38	35
HYD 0202-6X8	3/8 x 18	1/2 x 14	1.50	38
HYD 0202-8X8	1/2 x 14	1/2 x 14	1.50	38
HYD 0202-8X12	1/2 x 14	3/4 x 14	1.88	48
HYD 0202-12X12	3/4 x 14	3/4 x 14	1.53	39
HYD 0202-16X16	1 x 11 1/2	1 x 11 1/2	1.89	48
HYD 0202-20X20	1 1/4 x 11 1/2	1 1/4 x 11 1/2	1.94	49
HYD 0202-24X24	1 1/2 x 11 1/2	1 1/2 x 11 1/2	1.94	49

2202 - FEMALE PIPE 90° ELBOW

FEMALE PIPE - FEMALE PIPE

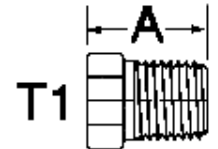
DASH SIZE (STEEL)	T1 PIPE THREAD	A	
		inch	mm
HYD 2202-2X2	1/8 x 27	0.66	17
HYD 2202-4X4	1/4 x 18	0.88	22
HYD 2202-6X6	3/8 x 18	1.02	26
HYD 2202-8X8	1/2 x 14	1.23	31
HYD 2202-12X12	3/4 x 14	1.36	35
HYD 2202-16X16	1 x 11 1/2	1.63	41
HYD 2202-20X20	1 1/4 x 11 1/2	1.70	43
HYD 2202-24X24	1 1/2 x 11 1/2	2.08	53



01CP HEX HEAD PLUG

MALE PIPE

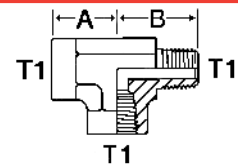
DASH SIZE (STEEL)	T1 PIPE THREAD	A	
		inch	mm
HYD 01CP-2	1/8 x 27	0.56	14
HYD 01CP-4	1/4 x 18	0.75	19
HYD 01CP-6	3/8 x 18	0.78	20
HYD 01CP-8	1/2 x 14	0.95	24
HYD 01CP-12	3/4 x 14	1.15	29
HYD 01CP-16	1 x 11 1/2	1.34	34



012T - STREET TEE

MALE PIPE RUN - FEMALE PIPE 2 ENDS

DASH SIZE (STEEL)	T1 PIPE THREAD	A		B	
		inch	mm	inch	mm
HYD 012T-2X2	1/8 x 27	0.66	17	0.78	20
HYD 012T-4X4	1/4 x 18	0.88	22	1.09	28
HYD 012T-6X6	3/8 x 18	1.02	26	1.22	31
HYD 012T-8X8	1/2 x 14	1.23	31	1.47	37
HYD 012T-12X12	3/4 x 14	1.36	35	1.59	40
HYD 012T-16X16	1 x 11 1/2	1.62	41	1.97	50

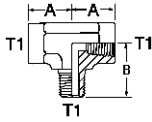


ADAPTERS - PIPE

212T - MALE BRANCH TEE

**MALE PIPE BRANCH
FEMALE PIPE 2 ENDS**

DASH SIZE (STEEL)	T1 PIPE THREAD	A		B	
		inch	mm	inch	mm
HYD 212T-2X2	1/8 x 27	0.66	17	0.78	20
HYD 212T-4X4	1/4 x 18	0.88	22	1.09	28
HYD 212T-6X6	3/8 x 18	1.02	26	1.22	31
HYD 212T-8X8	1/2 x 14	1.23	31	1.47	37
HYD 212T-12X12	3/4 x 14	1.36	35	1.59	40



01HP - HOLLOW HEX PLUG

MALE PIPE

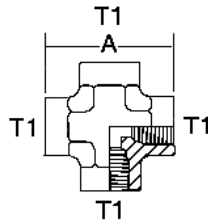


DASH SIZE (STEEL)	T1 PIPE THREAD	A		D HEX
		inch	mm	
HYD 01HP-1	1/16 x 28	0.30	8	5/32
HYD 01HP-2	1/8 x 27	0.30	8	3/16
HYD 01HP-4	1/4 x 18	0.47	12	1/4
HYD 01HP-6	3/8 x 18	0.47	12	5/16
HYD 01HP-8	1/2 x 14	0.61	15	3/8
HYD 01HP-12	3/4 x 14	0.62	16	9/16

022X - FEMALE PIPE CROSS

FEMALE PIPE - ALL ENDS

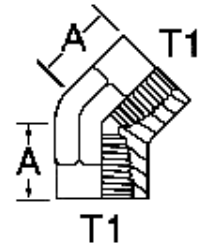
DASH SIZE (STEEL)	T1 PIPE THREAD	A	
		inch	mm
HYD 022X-2	1/8 x 27	1.31	33
HYD 022X-4	1/4 x 18	1.75	44
HYD 022X-6	3/8 x 18	2.03	52
HYD 022X-8	1/2 x 14	2.47	63
HYD 022X-12	3/4 x 14	2.72	69
HYD 022X-16	1 x 11 1/2	3.25	83



4202 - FEMALE PIPE 45° ELBOW

FEMALE PIPE - FEMALE PIPE

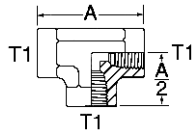
DASH SIZE (STEEL)	T1 PIPE THREAD	A	
		inch	mm
HYD 4202-4X4	1/4 x 18	0.69	18
HYD 4202-6X6	3/8 x 18	0.75	19
HYD 4202-8X8	1/2 x 14	0.94	24
HYD 4202-12X12	3/4 x 14	1.00	25
HYD 4202-16X16	1 x 11 1/2	1.19	30



022T - FEMALE PIPE TEE

FEMALE PIPE - ALL ENDS

DASH SIZE (STEEL)	T1 PIPE THREAD	A	
		inch	mm
HYD 022T-2X2	1/8 x 27	1.31	33
HYD 022T-4X4	1/4 x 18	1.75	44
HYD 022T-6X6	3/8 x 18	2.03	52
HYD 022T-8X8	1/2 x 14	2.47	63
HYD 022T-12X12	3/4 x 14	2.72	69
HYD 022T-16X16	1 x 11 1/2	3.25	83
HYD 022T-20X20	1 1/4 x 11 1/2	3.41	87
HYD 022T-24X24	1 1/2 x 11 1/2	4.16	106



**DON'T FORGET
TO CHECK OUT THE**

**CRIMPING
EQUIPMENT**

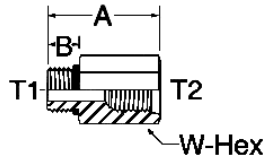
**available on
pages 149-153**

ADAPTERS - STRAIGHT THREAD

Parker straight thread adapters are available in pipe-to-straight thread, and straight-to-straight end connections. Steel adapters are made from close grained non-porous steel forgings or steel bar stock. These adapters have Dryseal American (National Standard) Taper (N.P.T.F) pipe threads and Unified Class 2A male and 2B female straight threads.

0510 - STRAIGHT THREAD REDUCERS EXPANDERS

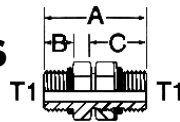
SAE STRAIGHT THREAD WITH O-RING - INTERNAL STRAIGHT THREAD BOSS



PART NO.	T1 STRAIGHT THREAD	T2 STRAIGHT THREAD	A		B		W HEX
			inch	mm	inch	mm	
HYD 0510-6X4	9/16 x 18	7/16 x 20	0.97	25	0.39	10	11/16
HYD 0510-4X6	7/16 x 20	9/16 x 18	1.16	29	0.36	9	13/16
HYD 0510-8X6	3/4 x 16	9/16 x 18	1.06	27	0.44	11	7/8
HYD 0510-10X6	7/8 x 14	9/16 x 18	1.31	33	0.50	13	1
HYD 0510-6X8	9/16 x 18	3/4 x 16	1.38	35	0.39	10	1 1/16
HYD 0510-10X8	7/8 x 14	3/4 x 16	1.31	33	0.50	13	1
HYD 0510-12X8	1 1/16 x 12	3/4 x 16	1.00	25	0.59	15	1 1/4
HYD 0510-16X8	1 5/16 x 12	3/4 x 16	1.00	25	0.59	15	1 1/2
HYD 0510-8X10	3/4 x 16	7/8 x 14	1.56	40	0.44	11	1 1/8
HYD 0510-12X10	1 1/16 x 12	7/8 x 14	1.44	37	0.59	15	1 1/4
HYD 0510-10X12	7/8 x 14	1 1/16 x 12	1.69	43	0.50	13	1 3/8
HYD 0510-16X12	1 5/16 x 12	1 1/16 x 12	1.75	44	0.59	15	1 1/2
HYD 0510-20X12	1 5/8 x 12	1 1/16 x 12	1.00	25	0.59	15	1 7/8
HYD 0510-24X12	1 7/8 x 12	1 1/16 x 12	1.00	25	0.59	15	2 1/8
HYD 0510-20X16	1 5/8 x 12	1 5/16 x 12	1.00	25	0.59	15	1 7/8
HYD 0510-24X16	1 7/8 x 12	1 5/16 x 12	1.00	25	0.59	15	2 1/8
HYD 0510-24X20	1 7/8 x 12	1 5/8 x 12	1.59	40	0.59	15	2 1/8

0505 - SAE STRAIGHT THREAD UNION

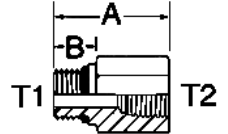
SAE STRAIGHT THREAD WITH O-RING - BOTH ENDS



PART NO.	T1 STRAIGHT THREAD	TUBE SIZE	A		B		C	
			inch	mm	inch	mm	inch	mm
HYD 0505-4X4	7/16 x 20	1/4	1.22	31	0.36	9	0.70	18
HYD 0505-6X6	9/16 x 18	3/8	1.41	36	0.39	10	0.77	20
HYD 0505-8X8	3/4 x 16	1/2	1.56	40	0.44	11	0.88	22
HYD 0505-10X10	7/8 x 14	5/8	1.81	46	0.50	13	1.02	26
HYD 0505-12X12	1 1/16 x 12	3/4	2.13	54	0.59	15	1.16	29

0502 - STRAIGHT THREAD ADAPTER

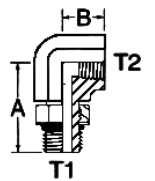
SAE STRAIGHT THREAD WITH O-RING - FEMALE PIPE



PART NO.	T1 STRAIGHT THREAD	T2 PIPE THREAD	TUBE SIZE	A		B	
				inch	mm	inch	mm
HYD 0502-6X4	9/16 x 18	1/4 x 18	3/8	1.09	28	0.39	10
HYD 0502-8X4	3/4 x 16	1/4 x 18	1/2	1.06	27	0.44	11
HYD 0502-10X4	7/8 x 14	1/4 x 18	5/8	0.81	21	0.50	13
HYD 0502-8X6	3/4 x 16	3/8 x 16	1/2	1.22	31	0.44	11
HYD 0502-10X6	7/8 x 14	3/8 x 18	5/8	1.25	32	0.50	13
HYD 0502-8X8	3/4 x 16	1/2 x 14	1/2	1.44	37	0.44	11
HYD 0502-10X8	7/8 x 14	1/2 x 14	5/8	1.50	38	0.50	13
HYD 0502-12X8	1 1/16 x 12	1/2 x 14	3/4	1.34	34	0.59	15
HYD 0502-14X8	1 3/16 x 12	1/2 x 14	7/8	1.00	25	0.59	15
HYD 0502-16X8	1 5/16 x 12	1/2 x 14	1	1.00	25	0.59	15
HYD 0502-10X12	7/8 x 14	3/4 x 14	5/8	1.63	41	0.50	13
HYD 0502-12X12	1 1/16 x 12	3/4 x 14	3/4	1.66	42	0.59	15
HYD 0502-14X12	1 3/16 x 12	3/4 x 14	7/8	1.63	41	0.59	15
HYD 0502-16X12	1 5/16 x 12	3/4 x 14	1	1.50	38	0.59	15
HYD 0502-16X16	1 5/16 x 12	1 x 11 1/2	1	1.88	48	0.59	15
HYD 0502-20X16	1 5/8 x 12	1 x 11 1/2	1 1/4	1.00	25	0.59	15
HYD 0502-24X16	1 7/8 x 12	1 x 11 1/2	1 1/2	1.00	25	0.59	15
HYD 0502-20X20	1 5/8 x 12	1 1/4 x 11 1/2	1 1/4	1.94	49	0.59	15
HYD 0502-24X24	1 7/8 x 12	1 1/2 x 11 1/2	1 1/2	2.00	51	0.59	15

2502 - SAE STRAIGHT THREAD 90° ELBOW

SAE STRAIGHT THREAD WITH O-RING - FEMALE PIPE



DASH SIZE	T1 STRAIGHT THREAD	T2 PIPE THREAD	TUBE SIZE	A		B	
				inch	mm	inch	mm
HYD 2502-8X6	3/4 x 16	3/8 x 18	1/2	1.47	37	0.63	16
HYD 2502-10X8	7/8 x 14	1/2 x 14	5/8	1.81	46	0.75	19
HYD 2502-12X12	1 1/16 x 12	3/4 x 14	3/4	2.00	51	0.81	21
HYD 2502-16X16	1 5/16 x 12	1 x 11 1/2	1	2.25	57	1.00	25

ADAPTERS - STRAIGHT THREAD

05CP - HEX HEAD PLUG

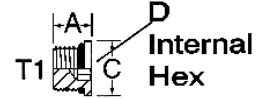
SAE STRAIGHT THREAD WITH O-RING HEX PLUG



PART NO.	T1 STRAIGHT THREAD	TUBE SIZE	A		W HEX
			inch	mm	
HYD 05CP-2	5/16 x 24	1/8	0.60	15	7/16
HYD 05CP-3	3/8 x 24	3/16	0.60	15	1/2
HYD 05CP-4	7/16 x 20	1/4	0.67	17	9/16
HYD 05CP-5	1/2 x 20	5/16	0.67	17	5/8
HYD 05CP-6	9/16 x 18	3/8	0.73	19	11/16
HYD 05CP-8	3/4 x 16	1/2	0.80	20	7/8
HYD 05CP-10	7/8 x 14	5/8	0.93	24	1
HYD 05CP-12	1 1/16 x 12	3/4	1.09	28	1 1/4
HYD 05CP-14	1 3/16 x 12	7/8	1.09	28	1 3/8
HYD 05CP-16	1 5/16 x 12	1	1.12	28	1 1/2
HYD 05CP-20	1 5/8 x 12	1 1/4	1.20	30	1 7/8
HYD 05CP-24	1 7/8 x 12	1 1/2	1.27	32	2 1/8
HYD 05CP-32	2 1/2 x 12	2	1.43	36	2 3/4

05HP - HOLLOW HEX PLUG

SAE STRAIGHT THREAD WITH O-RING HOLLOW HEX PLUG



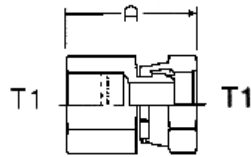
PART NO.	T1 STRAIGHT THREAD	TUBE SIZE	A		B		D INT. HEX
			inch	mm	inch	mm	
HYD 05HP-2	5/16 x 24	1/8	0.38	10	0.44	11	1/8
HYD 05HP-3	3/8 x 24	3/16	0.38	10	0.50	13	1/8
HYD 05HP-4	7/16 x 20	1/4	0.45	11	0.56	14	3/16
HYD 05HP-5	1/2 x 20	5/16	0.45	11	0.63	16	3/16
HYD 05HP-6	9/16 x 18	3/8	0.48	12	0.69	18	1/4
HYD 05HP-8	3/4 x 16	1/2	0.56	14	0.88	22	5/16
HYD 05HP-10	7/8 x 14	5/8	0.63	16	1.00	25	3/8
HYD 05HP-12	1 1/16 x 12	3/4	0.75	19	1.25	32	9/16
HYD 05HP-14	1 3/16 x 12	7/8	0.75	19	1.38	35	9/16
HYD 05HP-16	1 5/16 x 12	1	0.75	19	1.50	38	5/8
HYD 05HP-20	1 5/8 x 12	1 1/4	0.75	19	1.88	48	3/4

ADAPTERS - PIPE SWIVELS

Female pipe swivel adapters are designed to prevent hose stress due to twisting during assembly, and to reduce the need for a variety of hose fittings. The female swivel end of these adapters is a straight pipe thread (NPSM) with a 30° seat. All male pipe fittings that are used with these female pipe swivel adapters, must have a 30° seat in order to affect a proper seal. All Parker pipe swivel adapters contain this 30° seat. These adapters conform to SAE J516.

0207 - FEMALE PIPE

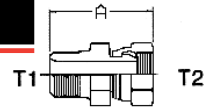
FEMALE PIPE (NPTF) - FEMALE PIPE SWIVEL (NPSM)



PART NO. (STEEL)	T1 PIPE THREAD	A	
		inch	mm
HYD 0207-2X2	1/8 x 27	1.02	26
HYD 0207-4X4	1/4 x 18	1.43	36
HYD 0207-6X6	3/8 x 18	1.52	39
HYD 0207-8X8	1/2 x 14	1.79	45
HYD 0207-12X12	3/4 x 14	1.97	50
HYD 0207-16X16	1 x 11 1/2	2.37	60
HYD 0207-20X20	1 1/4 x 11 1/2	2.38	60
HYD 0207-24X24	1 1/2 x 11 1/2	2.42	61
HYD 0207-32X32	2 x 11 1/2	2.54	65

0107 - MALE PIPE

MALE PIPE (NPTF) - FEMALE PIPE SWIVEL (NPSM)

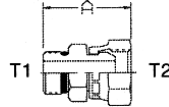


PART NO. (STEEL)	T1 PIPE THREAD	T2 PIPE THREAD	A	
			inch	mm
HYD 0107-2X2	1/8 x 27	1/8 x 27	0.77	20
HYD 0107-2X4	1/8 x 27	1/4 x 18	1.24	31
HYD 0107-4X4	1/4 x 18	1/4 x 18	1.43	36
HYD 0107-6X4	3/8 x 18	1/4 x 18	1.49	38
HYD 0107-4X6	1/4 x 18	3/8 x 18	1.45	37
HYD 0107-6X6	3/8 x 18	3/8 x 18	1.52	39
HYD 0107-8X6	1/2 x 14	3/8 x 18	1.70	43
HYD 0107-4X8	1/4 x 18	1/2 x 14	1.72	44
HYD 0107-6X8	3/8 x 18	1/2 x 14	1.72	44
HYD 0107-8X8	1/2 x 14	1/2 x 14	1.91	49
HYD 0107-12X8	3/4 x 14	1/2 x 14	1.91	49
HYD 0107-8X12	1/2 x 14	3/8 x 14	2.04	52
HYD 0107-12X12	3/4 x 14	3/4 x 14	2.04	52
HYD 0107-12X16	3/4 x 14	1 x 11 1/2	2.17	55
HYD 0107-16X12	1 x 11 1/2	3/4 x 14	2.29	58
HYD 0107-16X16	1 x 11 1/2	1 x 11 1/2	2.37	60
HYD 0107-16X20	1 x 11 1/2	1 1/4 x 11 1/2	2.38	60
HYD 0107-20X20	1 1/4 x 11 1/2	1 1/4 x 11 1/2	2.47	63
HYD 0107-24X24	1 1/2 x 11 1/2	1 1/2 x 11 1/2	2.61	66
HYD 0107-32X32	2 x 11 1/2	2 x 11 1/2	2.80	71

ADAPTERS - PIPE SWIVELS

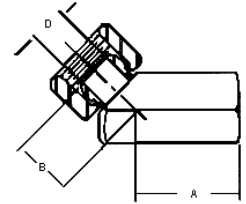
0507 - STRAIGHT THREAD

SAE STRAIGHT THREAD WITH O-RING - FEMALE PIPE SWIVEL (NPSM)



PART NO. (STEEL)	T1 STRAIGHT THREAD	T2 PIPE THREAD	TUBE SIZE	A	
				inch	mm
HYD 0507-4X4	7/16 x 20	1/4 x 18	1/4	1.32	34
HYD 0507-6X4	9/16 x 18	1/4 x 18	3/8	1.35	34
HYD 0507-8X4	3/4 x 16	1/4 x 18	1/2	1.43	36
HYD 0507-6X6	9/16 x 18	3/8 x 18	3/8	1.32	34
HYD 0507-8X6	3/4 x 16	3/8 x 18	1/2	1.45	37
HYD 0507-6X8	9/16 x 18	1/2 x 14	3/8	1.57	40
HYD 0507-8X8	3/4 x 16	1/2 x 14	1/2	1.57	40
HYD 0507-10X8	7/8 x 14	1/2 x 14	5/8	1.73	44
HYD 0507-12X8	1 1/16 x 12	1/2 x 14	3/4	1.88	48
HYD 0507-8X12	3/4 x 16	3/4 x 14	1/2	1.78	45
HYD 0507-12X12	1 1/16 x 12	3/4 x 14	3/4	2.00	51
HYD 0507-16X16	1 5/16 x 12	1 x 11 1/2	1	2.12	54
HYD 0507-20X20	1 5/8 x 12	1 1/4 x 11 1/2	1 1/4	2.21	56

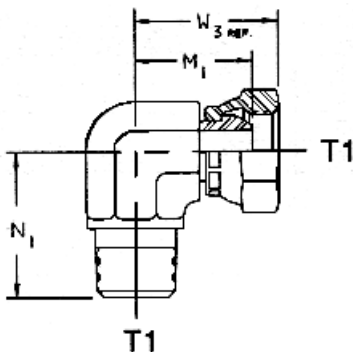
1504 FEMALE SWIVEL EL. 45°



PART NO.	FEMALE NPTF	FEMALE HEX NPSM	A	B	C HEX	D
HYD 1504-2X2	1/8	1/8	43/64	33/64	9/16	3/16
HYD 1504-4X4	1/4	1/4	29/32	21/32	11/16	7/32
HYD 1504-6X6	3/8	3/8	1 1/16	45/64	7/8	11/32
HYD 1504-8X8	1/2	1/2	1 3/8	25/32	1	15/32
HYD 1504-12X12	3/4	3/4	1 1/4	31/32	1 1/4	41/64
HYD 1504-16X16	1	1	1 1/2	1 3/64	1 1/2	55/64
HYD 1504-20X20	1 1/4	1 1/4	1 25/32	1 9/64	1 7/8	1 9/64
HYD 1504-24X24	1 1/2	1 1/2	1 31/32	1 7/32	2 1/8	1 23/64

2107 - MALE PIPE 90° ELBOW

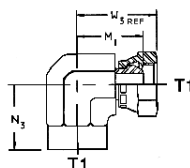
MALE PIPE (NPTF) - FEMALE PIPE SWIVEL (NPSM)



PART NO.	RUN (CRIMP NUT END)					DROP (ADAPTER END)		
	M1 DIMENSION		W3 DIMENSION			N1 DIMENSION		
	TFD	SAE (MAX)	TFD	HPD	SAE (MAX)	TFD	HPD	SAE (MAX)
HYD 2107-2X2	0.70	0.74	0.85	0.80	0.91	0.72	0.84	1.06
HYD 2107-4X4	0.88	0.94	1.06	0.97	1.18	1.09	1.25	1.31
HYD 2107-4X6	0.99	1.12	1.19	1.10	1.40	1.09	1.19	1.56
HYD 2107-6X4	0.99	0.94	1.17	0.97	1.18	1.22	1.09	1.31
HYD 2107-6X6	0.99	1.12	1.19	1.10	1.40	1.22	1.19	1.56
HYD 2107-6X8	1.04	1.11	1.33	1.31	1.50	1.22	1.28	1.87
HYD 2107-8X6	1.06	1.12	1.26	1.10	1.40	1.47	1.38	1.56
HYD 2107-8X8	1.11	1.11	1.40	1.31	1.50	1.47	1.47	1.87
HYD 2107-8X12	1.30	1.39	1.65	1.55	1.72	1.47	1.67	2.06
HYD 2107-12X6	1.19	1.12	1.39	1.20	1.40	1.59	1.38	2.06
HYD 2107-12X8	1.24	1.11	1.53	1.34	1.50	1.59	1.47	2.06
HYD 2107-12X12	1.30	1.39	1.65	1.55	1.72	1.59	1.67	2.06
HYD 2107-16X12	1.47	1.39	1.82	1.61	1.72	1.97	1.86	2.06
HYD 2107-16X16	1.54	1.56	1.91	1.73	1.93	1.97	2.00	2.44
HYD 2107-20X20	1.73	1.85	2.11	1.94	2.25	2.38	2.33	2.68
HYD 2107-24X24	1.89	2.05	2.31	2.17	2.81	2.64	2.52	2.87
HYD 2107-32X32	2.27	2.40	2.70	2.63	2.87	3.00	3.12	3.37

2207 - FEMALE PIPE 90° ELBOW

FEMALE PIPE (NPTF) - FEMALE PIPE SWIVEL (NPSM)



PART NO.	RUN (CRIMP NUT END)					DROP (ADAPTER END)		
	M1 DIMENSION		W3 DIMENSION			N1 DIMENSION		
	TFD	SAE (MAX)	TFD	HPD	SAE (MAX)	TFD	HPD	SAE (MAX)
HYD 2207-2X2	0.80	0.74	0.95	0.80	0.91	0.66	0.67	0.75
HYD 2207-4X4	0.99	0.94	1.17	0.97	1.18	0.88	0.88	1.00
HYD 2207-6X6	1.06	1.12	1.26	1.10	1.40	1.02	1.03	1.12
HYD 2207-8X8	1.24	1.11	1.53	1.31	1.50	1.23	1.25	1.37
HYD 2207-12X12	1.47	1.39	1.82	1.55	1.72	1.36	1.44	1.56
HYD 2207-16X16	1.73	1.56	2.10	1.73	1.93	1.62	1.75	1.81
HYD 2207-24X24	2.41	2.05	2.83	2.17	2.81	2.08	2.11	2.31
HYD 2207-32X32	2.57	2.40	3.00	2.63	2.87	2.39	2.75	2.81

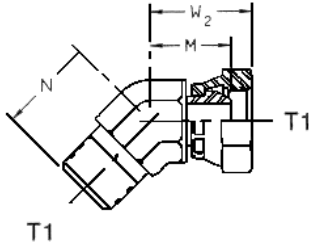
+ Non-Standard.
T1 Pipe thread.
T2 Straight thread.

The shaded area in the charts represent those dimensions that do not meet SAE J514 specifications.

ADAPTERS - PIPE SWIVELS

3107 - MALE PIPE 45° ELBOW

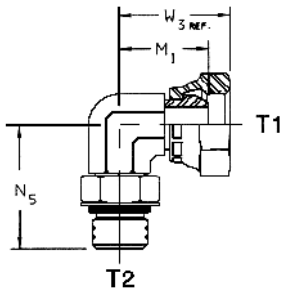
MALE PIPE (NPTF) - FEMALE PIPE SWIVEL (NPSM)



PART NO.	RUN (CRIMP NUT END)					DROP (ADAPTER END)		
	M DIMENSION		W2 DIMENSION			N DIMENSION		
	TFD	SAE (MAX)	TFD	HPD	SAE (MAX)	TFD	HPD	SAE (MAX)
HYD 3107-2X2	0.62	0.70	0.77	0.78	0.88	0.52	0.53	0.73
HYD 3107-4X4	0.79	0.82	0.97	0.91	1.06	0.86	0.81	1.00
HYD 3107-6X6	0.81	0.95	1.01	1.01	1.23	0.95	0.81	1.12
HYD 3107-8X6	0.81	0.95	1.01	1.01	1.23	1.17	1.00	1.44
HYD 3107-8X8	0.88	0.94	1.17	1.18	1.28	1.17	1.06	1.44
HYD 3107-12X8	0.94	0.94	1.23	1.23	1.28	1.20	1.03	1.56
HYD 3107-12X12	1.02	1.13	1.37	1.36	1.42	1.20	1.09	1.56
HYD 3107-16X12	1.12	1.13	1.47	1.47	1.42	1.48	1.22	1.56
HYD 3107-16X16	1.15	1.29	1.52	1.52	1.51	1.48	1.33	1.56
HYD 3107-20X20	1.23	1.48	1.61	1.61	1.81	1.67	1.41	1.87
HYD 3107-24X24	1.35	1.44	1.77	1.77	1.94	1.77	1.56	2.03
HYD 3107-32X32	1.56	1.56	1.99	2.31	2.06	2.11	2.25	2.31

2507 - STRAIGHT THREAD 90° ELBOW

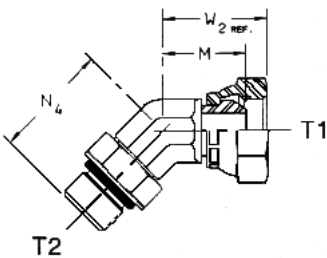
SAE STRAIGHT THREAD WITH O-RING - FEMALE PIPE SWIVEL (NPSM)



PART NO.	RUN (CRIMP NUT END)					DROP (ADAPTER END)		
	M1 DIMENSION		W3 DIMENSION			N5 DIMENSION		
	TFD	SAE (MAX)	TFD	HPD	SAE (MAX)	TFD	HPD	SAE (MAX)
HYD 2507-4X4	0.79	0.94	0.97	0.96	1.18	1.03	1.13	1.00
HYD 2507-6X4	0.88	0.94	1.06	0.96	1.18	1.25	1.19	1.25
HYD 2507-6X6	0.90	1.12	1.10	1.08	1.40	1.25	1.28	1.25
HYD 2507-8X6	0.99	1.12	1.19	1.08	1.40	1.45	1.38	1.51
HYD 2507-8X8	1.04	1.11	1.33	1.30	1.50	1.45	1.47	1.51
HYD 2507-8X12	1.30	1.39	1.65	1.54	1.72	1.62	1.63	1.51
HYD 2507-10X6	1.06	1.12	1.26	1.08	1.40	1.70	1.53	1.70
HYD 2507-10X8	1.11	1.11	1.40	1.30	1.50	1.70	1.59	1.70
HYD 2507-10X12	1.27	1.39	1.62	1.54	1.72	1.78	1.77	1.70
HYD 2507-12X8	1.21	1.11	1.50	1.36	1.50	1.94	1.75	2.00
HYD 2507-12X12	1.30	1.39	1.65	1.54	1.72	1.94	1.91	2.00
HYD 2507-16X16	1.54	1.56	1.91	1.73	1.93	2.05	2.06	2.15
HYD 2507-20X20	1.78	1.85	2.16	2.14	2.25	2.25	2.34	2.53

3507 - STRAIGHT THREAD 45° ELBOW

SAE STRAIGHT THREAD WITH O-RING - FEMALE PIPE SWIVEL (NPSM)



PART NO.	RUN (CRIMP NUT END)					DROP (ADAPTER END)		
	M DIMENSION		W2 DIMENSION			N4 DIMENSION		
	TFD	SAE (MAX)	TFD	HPD	SAE (MAX)	TFD	HPD	SAE (MAX)
HYD 3507-4X4	0.74	0.82	0.92	0.91	1.06	1.05	0.95	0.94
HYD 3507-6X6	0.83	0.95	1.03	1.02	1.23	1.14	1.02	1.20
HYD 3507-8X6	0.82	0.95	1.02	1.02	1.23	1.30	1.19	1.36
HYD 3507-8X8	0.89	0.94	1.18	1.18	1.28	1.30	1.19	1.36
HYD 3507-8X12	1.02	1.13	1.37	1.36	1.42	1.41	1.22	1.36
HYD 3507-10X8	0.88	0.94	1.17	1.18	1.28	1.52	1.31	1.58
HYD 3507-12X12	1.02	1.13	1.37	1.36	1.42	1.73	1.50	1.79
HYD 3507-16X16	1.15	1.29	1.52	1.52	1.51	1.86	1.55	1.92

+ Non-Standard.

T1 Pipe thread.

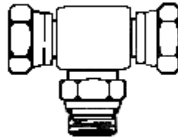
T2 Straight thread.

The shaded area in the charts represent those dimensions that do not meet SAE J514 specifications.

ADAPTERS


FEMALE IPT SWIVEL TO FEMALE IPT SWIVEL X MALE ORB TEE

PART NO.	PIPE THREAD SIZE		
	FEMALE	FEMALE	MALE ORB SIZE
HYD 8MO-6TFP	3/8	3/8	3/4 x 16
HYD 8MO-8TFP	1/2	1/2	3/4 x 16
HYD 10MO-8TFP	1/2	1/2	7/8 x 14



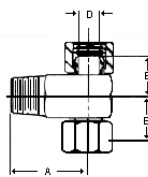
FEMALE JIC SWIVEL X FEMALE IPT STRAIGHT

PART NO.	FEMALE JIC THREAD SIZE	FEMALE PIPE THREAD SIZE
HYD 8FJ-6FP	3/4 x 16	3/8
HYD 8FJ-8FP	3/4 x 16	1/2
HYD 10FJ-8FP	7/8 x 14	1/2



FEMALE IPT SWIVEL TO FEMALE IPT SWIVEL X MALE IPT TEE

PART NO.	MALE PIPE	FEMALE NPSM	A	B	C HEX	D
HYD 1601-2X2	1/8	1/8	1	7/16	9/16	3/16
HYD 444TM	1/4	1/4	1 1/4	3/4	11/16	7/32
HYD 666TM	3/8	3/8	1 1/2	55/64	7/8	11/32
HYD 888TM	1/2	1/2	1 3/4	15/16	1	15/32
HYD 1601-12X12	3/4	3/4	2	1 11/64	1 1/4	41/64
HYD 1601-16X16	1	1	2 5/16	1 5/16	1 1/2	55/64
HYD 1601-20X20	1 1/4	1 1/4	2 9/16	1 1/2	1 7/8	1 9/64



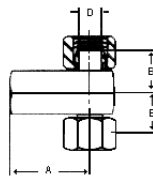
SPECIAL ADAPTER FEMALE X FEMALE STRAIGHT SOLID

PART NO.	FEMALE SIZE	FEMALE SIZE
HYD 876JDF	3/4 x 16 ORB	3/4 x 16 ORB
HYD 878IHF	7/8 x 14 ORB	7/8 x 14 ORB
HYD 876SPF	3/4 x 16 ORB	1/2 IPT
HYD 876FPO	3/4 x 16 ORB	3/8 IPT
HYD 878PO	7/8 x 14 ORB	1/2 IPT



FEMALE IPT SWIVEL TO FEMALE IPT SWIVEL X FEMALE IPT TEE

PART NO.	FEMALE NPTF	FEMALE NPSM	A	B	C HEX	D
HYD 444TF	1/4	1/4	15/16	3/4	11/16	7/32
HYD 666TF	3/8	3/8	1 1/16	55/64	7/8	11/32
HYD 888TF	1/2	1/2	1 1/4	15/16	1	15/32
HYD 1602-12X12	3/4	3/4	1 7/16	1 11/64	1 1/4	41/64
HYD 1602-16X16	1	1	1 3/4	1 5/16	1 1/2	55/64



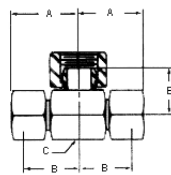
MALE PIPE X MALE ORB STRAIGHT SOLID

PART NO.	MALE PIPE THREAD SIZE	MALE ORB THREAD SIZE
HYD 6MP-6MO	3/8	9/16 x 18
HYD 6MP-8MO	3/8	3/4 x 16
HYD 8MP-8MO	1/2	3/4 x 16
HYD 8MP-10MO	1/2	7/8 x 14

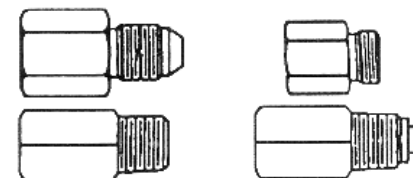


1603 SWIVEL TEE

PART NO.	FEMALE NPSM	A	B	C HEX	D
HYD 1603-2X2	1/8	13/16	33/64	9/16	3/16
HYD 1603-4X4	1/4	1 1/8	3/4	11/16	7/32
HYD 1603-6X6	3/8	1 7/32	55/64	7/8	11/32
HYD 1603-8X8	1/2	1 13/32	15/16	1	15/32
HYD 1603-12X12	3/4	1 23/32	1 11/64	1 1/4	41/64
HYD 1603-16X16	1	1 7/8	1 5/16	1 1/2	55/64
HYD 1603-20X20	1 1/4	2 5/32	1 1/2	1 7/8	1 9/64



SPECIAL ADAPTERS - SPECIFIC MANUFACTURERS



PART NO.	FEMALE SIZE	MALE SIZE
HYD 878FJ	1/2 IPT	7/8 x 14 JIC Case
HYD 878FJC	1/2 IPT	1 1/16 x 12 JIC Case
HYD 878CA	1/2 IPT	7/8 x 18 Case Special
HYD 878FCA	7/8 x 18 Case Special	1/2 IPT
HYD 878CO	7/8 x 14 ORB	7/8 x 18 Case Special
HYD 878FCO	7/8 x 18 Case Special	7/8 x 14 ORB
HYD 878FO	1/2 IPT	Ford Special

ADAPTERS

FEMALE ORB X MALE IPT STRAIGHT SOLID

PART NO.	FEMALE ORB THREAD SIZE	MALE PIPE THREAD SIZE
HYD 876FE	3/4 x 16	3/8
HYD 678FE	7/8 x 14	3/8
HYD 876PO	3/4 x 16	1/2
HYD 878FE	7/8 x 14	1/2



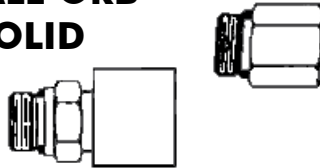
FEMALE IPT X MALE ORB STRAIGHT SOLID

PART NO.	FEMALE PIPE THREAD SIZE	MALE ORB THREAD SIZE
HYD 676MA	3/8	3/4 x 16
HYD 678MA	3/8	7/8 x 14
HYD 876MA	1/2	3/4 x 16
HYD 876MAR-031*	1/2	3/4 x 16
HYD 878MA	1/2	7/8 x 14



*Restricted with 1/32" orifice.

FEMALE ORB X MALE ORB STRAIGHT & 90° SOLID



PART NO.	FEMALE ORB THREAD SIZE	MALE ORB THREAD SIZE	DESCRIPTION
HYD 878CJ	3/4 x 16	7/8 x 14	Straight
HYD 878GH	7/8 x 14	3/4 x 16	Straight
HYD 8MO-8FO90	3/4 x 16	3/4 x 16	90°

FEMALE IPT SWIVEL X MALE IPT STRAIGHT

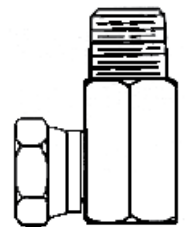
PART NO.	FEMALE PIPE THREAD SIZE	MALE PIPE THREAD SIZE
HYD 974R-062*	3/8	3/8
HYD 975R-062*	1/2	1/2



*Restricted to 1/16" orifice.

FEMALE IPT 90° SWIVEL X MALE IPT

PART NO.	FEMALE PIPE THREAD SIZE	MALE PIPE THREAD SIZE
HYD 4974R-062*	3/8	3/8
HYD 4975R-062*	1/2	1/2



*Restricted to 1/16" orifice.

REUSABLE FITTINGS

20 Series (pages 65-71)
30 Series (pages 41-59)
34 Series (page 84)
42 Series (pages 60-64)
74 Series (page 85)
82 Series (pages 82-83)

PARKRIMP FITTINGS

43 Series (pages 3-40)
71 Series (pages 72-81)

ADAPTERS - "S" SERIES SWIVELS

PARKER "S" SERIES 3000 P.S.I. HYDRAULIC SWIVELS

Parker Swivel adapters feature 360° swiveling action that especially suits them for use in applications where hose moves, bends or twists. Swivel flexing of hose, eliminate need for long radius bends. Results - Longer hose life and reduced equipment "downtime". Engineered to operate at pressures up to 3000 p.s.i. and 10 RPM for all sizes, the Parker Swivel Adapters can be used with hoses rated up to and including 3000 p.s.i. working pressures.

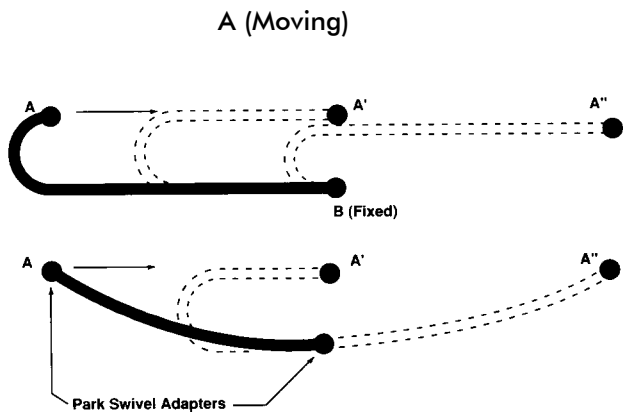
Features:

- Low-Torque - micro-finished shafts and carbon-filled teflon back-up washers provide minimum torque.
- Dust Sealing - exclusive "Grit-Guard" cap and three non-pressurized O-rings guard against dust, foreign material and other contaminants.
- Field Renewable - simplicity of design permits fast, easy replacement of seals in the field without any special tools.
- Eliminate Long Radius Bends.
- Swivel Adapters require 25% less hose.
- Swivel Adapters require less wear.

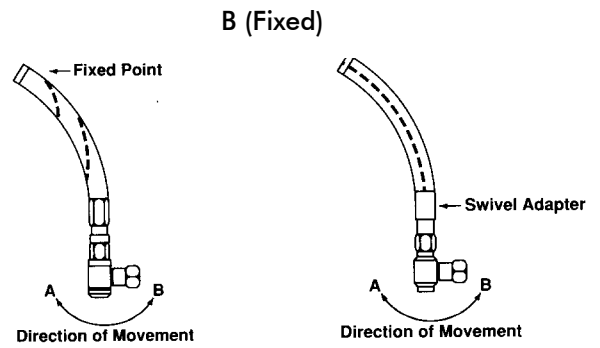
Eliminate Long Radius Bends

Hose only showing length of hose required between A & B

Eliminate Hose Twisting



Swivel Adapters and Hose require 25% less hose – and less wear.

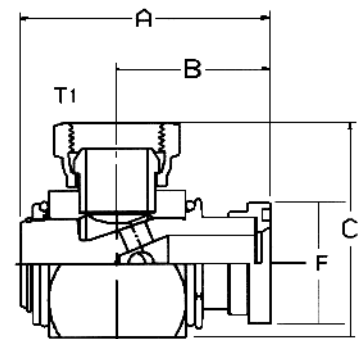


without Swivel Adapter
Hose Twists

with Swivel Adapter
No Twist

S1907 CODE 61 FLANGE - FEMALE PIPE SWIVEL

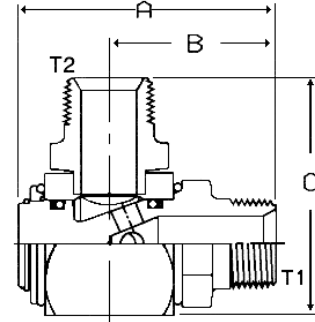
PART NO.	T1 PIPE THREAD	F	A		B		C	
			inch	mm	inch	mm	inch	mm
HYD S1907-16-16	1 - 11 1/2	1	4.28	108.71	2.11	53.59	2.74	69.60



ADAPTERS - "S" SERIES SWIVELS

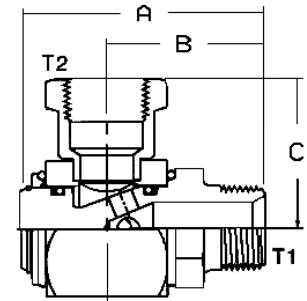
S2101 MALE PIPE STEM - MALE PIPE ARM

PART NO.	T1 PIPE THREAD	T2 PIPE THREAD	A		B		C	
			inch	mm	inch	mm	inch	mm
HYD S2101-4X4	1/4 x 18	1/4 x 18	2.31	58.67	1.50	38.10	2.07	52.58
HYD S2101-6X4	3/8 x 18	1/4 x 18	2.31	58.67	1.50	38.10	2.07	52.58
HYD S2101-6X6	3/8 x 18	3/8 x 18	2.31	58.67	1.50	38.10	2.13	54.10
HYD S2101-8X8	1/2 x 14	1/2 x 14	2.74	69.60	1.83	46.48	2.41	61.21
HYD S2101-12X12	3/4 x 14	3/4 x 14	3.33	84.58	2.11	53.59	2.76	70.10
HYD S2101-16X16	1 x 11 1/2	1 x 11 1/2	3.79	96.27	2.46	62.48	3.40	86.36
HYD S2101-20X20	1 1/4 x 11 1/2	1 1/4 x 11 1/2	4.75	120.65	2.98	75.69	4.01	101.85



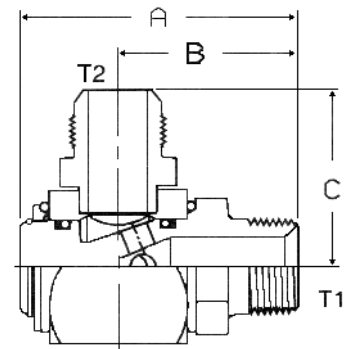
S2102 MALE PIPE STEM - FEMALE PIPE ARM

PART NO.	T1 PIPE THREAD	T2 PIPE THREAD	A		B		C	
			inch	mm	inch	mm	inch	mm
HYD S2102-4X4	1/4 x 18	1/4 x 18	2.31	58.67	1.50	38.10	2.07	52.58
HYD S2102-6X4	3/8 x 18	1/4 x 18	2.31	58.67	1.50	38.10	2.07	52.58
HYD S2102-6X6	3/8 x 18	3/8 x 18	2.31	58.67	1.50	38.10	2.13	54.10
HYD S2102-8X8	1/2 x 14	1/2 x 14	2.74	69.60	1.83	46.48	2.41	61.21
HYD S2102-12X12	3/4 x 14	3/4 x 14	3.33	84.58	2.11	53.59	2.76	70.10
HYD S2102-16X16	1 x 11 1/2	1 x 11 1/2	3.79	96.27	2.46	62.48	3.40	86.36
HYD S2102-20X20	1 1/4 x 11 1/2	1 1/4 x 11 1/2	4.75	120.65	2.98	75.69	4.01	101.85



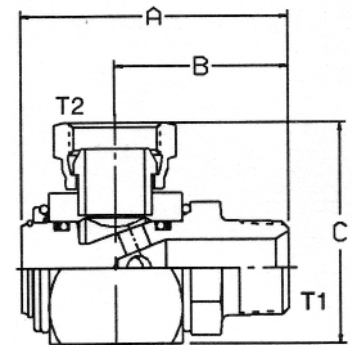
S2103 MALE PIPE STEM - MALE JIC 37° FLARE ARM

PART NO.	T1 PIPE THREAD	T2 STRAIGHT THREAD	A		B		C	
			inch	mm	inch	mm	inch	mm
HYD S2103-4X4	1/4 x 18	7/16 x 20	2.31	58.67	1.50	38.10	2.13	54.10
HYD S2103-4X5	1/4 x 18	1/2 x 20	2.31	58.67	1.50	38.10	2.13	54.10
HYD S2103-4X6	1/4 x 18	9/16 x 18	2.31	58.67	1.50	38.10	2.13	54.10
HYD S2103-6X6	3/8 x 18	9/16 x 18	2.31	58.67	1.50	38.10	2.13	54.10
HYD S2103-6X8	3/8 x 18	3/4 x 16	2.31	58.67	1.50	38.10	2.22	56.39
HYD S2103-8X8	1/2 x 14	3/4 x 16	2.74	69.60	1.83	46.48	2.34	59.44
HYD S2103-8X10	1/2 x 14	7/8 x 14	2.74	69.60	1.83	46.48	2.53	64.26
HYD S2103-12X12	3/4 x 14	1 1/16 x 12	3.33	84.58	2.11	53.59	3.04	77.22
HYD S2103-16X16	1 x 11 1/2	1 5/16 x 12	3.79	96.27	2.46	62.48	3.48	88.39
HYD S2103-20X20	1 1/4 x 11 1/2	1 5/8 x 12	4.75	120.65	2.98	75.69	4.22	107.19



S2107 MALE PIPE STEM - FEMALE PIPE SWIVEL NUT ARM

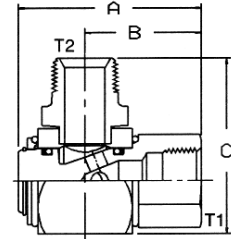
PART NO.	T1 PIPE THREAD	T2 PIPE THREAD	A		B		C	
			inch	mm	inch	mm	inch	mm
HYD S2107-4X4	1/4 x 18	1/4 x 18	2.31	58.67	1.50	38.10	1.86	47.24
HYD S2107-6X6	3/8 x 18	3/8 x 18	2.31	58.67	1.50	38.10	1.74	44.20
HYD S2107-8X8	1/2 x 14	1/2 x 14	2.74	69.60	1.83	46.48	1.92	48.77
HYD S2107-12X12	3/4 x 14	3/4 x 14	3.33	84.58	2.11	53.59	2.31	58.67
HYD S2107-16X16	1 x 11 1/2	1 x 11 1/2	3.79	96.27	2.46	62.48	2.74	69.60
HYD S2107-20X20	1 1/4 x 11 1/2	1 1/4 x 11 1/2	4.75	120.65	2.98	75.69	3.38	85.85



ADAPTERS - "S" SERIES SWIVELS

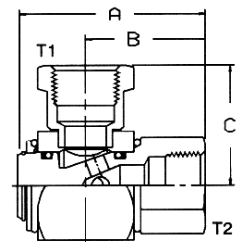
S2201 FEMALE PIPE STEM - MALE PIPE ARM

PART NO.	T1 PIPE THREAD	T2 PIPE THREAD	A		B		C	
			inch	mm	inch	mm	inch	mm
HYD S2201-4X4	1/4 x 18	1/4 x 18	2.19	55.63	1.38	35.05	2.10	47.24
HYD S2201-6X6	3/8 x 18	3/8 x 18	2.19	55.63	1.38	35.05	2.13	44.20
HYD S2201-8X8	1/2 x 14	1/2 x 14	2.47	62.74	1.56	39.62	2.54	48.77
HYD S2201-12X12	3/4 x 14	3/4 x 14	3.12	79.25	1.91	48.51	2.92	58.67



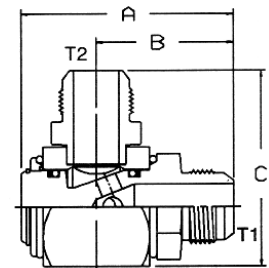
S2202 FEMALE PIPE STEM - FEMALE PIPE ARM

PART NO.	T1 PIPE THREAD	T2 PIPE THREAD	A		B		C	
			inch	mm	inch	mm	inch	mm
HYD S2202-4X4	1/4 x 18	1/4 x 18	2.19	55.63	1.38	35.05	2.07	52.58
HYD S2202-6X6	3/8 x 18	3/8 x 18	2.19	55.63	1.38	35.05	2.13	54.10
HYD S2202-8X8	1/2 x 14	1/2 x 14	2.47	62.74	1.56	39.62	2.41	61.21
HYD S2202-12X12	3/4 x 14	3/4 x 14	3.12	79.25	1.91	48.51	2.76	70.10
HYD S2202-16X16	1 x 11 1/2	1 x 11 1/2	3.65	92.71	2.32	58.93	3.40	86.36



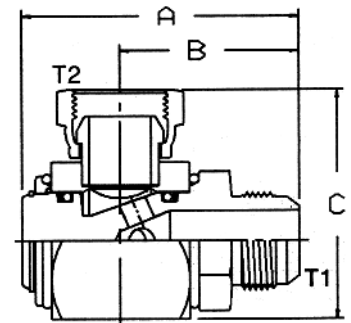
S2303 MALE JIC 37° FLARE STEM - MALE JIC 37° FLARE ARM

PART NO.	T1 STRAIGHT THREAD	T2 STRAIGHT THREAD	A		B		C	
			inch	mm	inch	mm	inch	mm
HYD S2303-8X8	3/4 x 16	3/4 x 16	2.63	66.80	1.72	43.69	1.74	44.20
HYD S2303-10X10	7/8 x 14	7/8 x 14	2.63	66.80	1.72	43.69	2.51	63.75
HYD S2303-12X12	1 1/16 x 12	1 1/16 x 12	3.33	84.58	2.12	53.85	3.04	77.22
HYD S2303-16X16	1 5/16 x 12	1 5/16 x 12	4.08	103.63	2.69	68.33	3.47	88.14
HYD S2303-20X20	1 5/8 x 12	1 5/8 x 12	5.08	129.03	3.33	84.58	4.21	106.93



S2307 MALE JIC 37° FLARE STEM - FEMALE PIPE SWIVEL NUT ARM

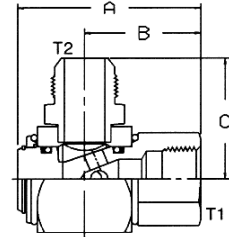
PART NO.	T1 PIPE THREAD	T2 STRAIGHT THREAD	A		B		C	
			inch	mm	inch	mm	inch	mm
HYD S2307-8X6	3/8 x 18	3/4 x 16	2.41	61.21	1.58	40.13	1.79	45.47
HYD S2307-10X8	1/2 x 14	7/8 x 14	2.63	66.80	1.72	43.69	1.91	48.51
HYD S2307-12X12	3/4 x 14	1 1/16 x 12	3.33	84.58	2.12	53.85	2.31	58.67
HYD S2307-16X16	1 x 11 1/2	1 5/16 x 12	4.08	103.63	2.69	68.33	2.74	69.60
HYD S2307-20X20	1 1/4 x 11 1/2	1 5/8 x 12	5.08	129.03	3.33	84.58	3.37	85.60



ADAPTERS - "S" SERIES SWIVELS

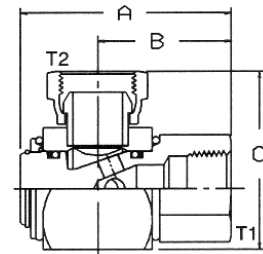
S2203 FEMALE PIPE STEM - MALE JIC 37° FLARE ARM

PART NO.	T1 PIPE THREAD	T2 STRAIGHT THREAD	A		B		C	
			inch	mm	inch	mm	inch	mm
HYD S2203-8X8	1/2 x 14	3/4 x 16	2.47	62.74	1.56	39.62	2.34	59.44
HYD S2203-12X12	3/4 x 14	1 1/16 x 12	3.12	79.25	1.91	48.51	3.04	77.22
HYD S2203-16X16	1 x 11 1/2	1 5/16 x 12	3.65	92.71	2.32	58.93	3.48	88.39
HYD S2203-20X20	1 1/4 x 11 1/2	1 5/8 x 12	4.52	114.81	2.75	69.85	4.22	107.19



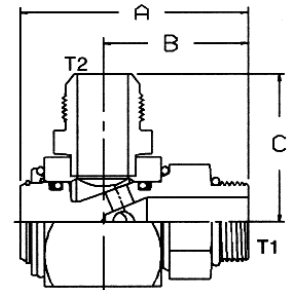
S2207 FEMALE PIPE STEM - FEMALE PIPE SWIVEL NUT ARM

PART NO.	T1 PIPE THREAD	T2 PIPE THREAD	A		B		C	
			inch	mm	inch	mm	inch	mm
HYD S2207-4X4	1/4 x 18	1/4 x 18	2.19	55.63	1.38	35.05	1.69	42.93
HYD S2207-6X6	3/8 x 18	3/8 x 18	2.19	55.63	1.38	35.05	1.74	44.20
HYD S2207-8X8	1/2 x 14	1/2 x 14	2.47	62.74	1.56	39.62	1.92	48.77
HYD S2207-12X12	3/4 x 14	3/4 x 14	3.12	79.25	1.91	48.51	2.31	58.67
HYD S2207-16X16	1 x 11 1/2	1 x 11 1/2	3.65	92.71	2.32	58.93	2.74	69.60
HYD S2207-20X20	1 1/4 x 11 1/2	1 1/4 x 11 1/2	4.52	114.81	2.75	69.85	3.38	85.85



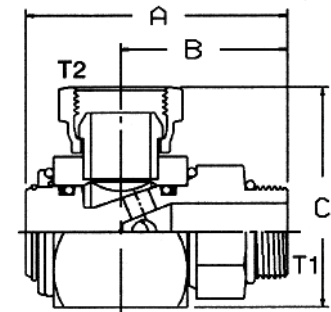
S2503 STRAIGHT THREAD WITH O-RING STEM - MALE JIC 37° FLARE ARM

PART NO.	T1 STRAIGHT THREAD	T2 STRAIGHT THREAD	A		B		C	
			inch	mm	inch	mm	inch	mm
HYD S2503-6X6	9/16 x 18	9/16 x 18	2.13	54.10	1.32	33.53	2.11	53.59
HYD S2503-8X8	3/4 x 16	3/4 x 16	2.40	60.96	1.50	38.10	2.33	59.18
HYD S2503-10X10	7/8 x 14	7/8 x 14	2.54	64.52	1.64	41.66	2.51	63.75
HYD S2503-12X12	1 1/16 x 12	1 1/16 x 12	3.38	85.85	2.17	55.12	3.04	77.22
HYD S2503-16X16	1 5/16 x 12	1 5/16 x 12	3.70	93.98	2.38	60.45	3.47	88.14
HYD S2503-20X20	1 5/8 x 12	1 5/8 x 12	4.72	119.89	2.96	75.18	4.21	106.93



S2507 STRAIGHT THREAD WITH O-RING STEM - FEMALE PIPE SWIVEL NUT ARM

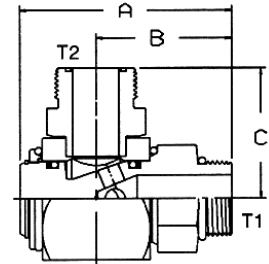
PART NO.	T1 STRAIGHT THREAD	T2 PIPE THREAD	A		B		C	
			inch	mm	inch	mm	inch	mm
HYD S2507-12X12	1 1/16 x 12	3/4 x 14	3.38	85.85	2.17	55.12	2.31	58.67
HYD S2507-16X16	1 5/16 x 12	1 x 11 1/2	3.70	93.98	2.38	60.45	2.71	69.60
HYD S2507-20X20	1 5/8 x 12	1 1/4 x 11 1/2	4.72	119.89	2.96	75.18	3.37	85.60



ADAPTERS - "S" SERIES SWIVELS

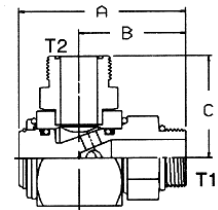
S25-JM STRAIGHT THREAD WITH O-RING STEM - MALE SEAL-LOK

PART NO.	T1 STRAIGHT THREAD	T2 STRAIGHT THREAD	A		B		C	
			inch	mm	inch	mm	inch	mm
HYD S25JM-4X4	7/16 x 20	9/16 x 18	2.08	52.83	1.27	32.26	1.91	48.51
HYD S25JM-6X6	9/16 x 18	11/16 x 18	2.13	54.10	1.32	33.53	1.98	50.29
HYD S25JM-8X8	3/4 x 16	13/16 x 16	2.43	61.72	1.52	38.61	2.58	65.53
HYD S25JM-10X10	7/8 x 14	1 x 14	2.54	64.52	1.63	41.40	2.68	68.07
HYD S25JM-12X12	1 1/16 x 12	1 3/16 x 12	3.40	86.36	2.16	54.86	2.83	71.88
HYD S25JM-16X16	1 5/16 x 12	1 7/16 x 12	3.70	93.98	2.36	59.94	3.35	85.09
HYD S25JM-20X20	1 5/8 x 12	1 11/16 x 12	4.72	119.89	2.95	74.93	4.22	107.19



SJLJM MALE SEAL-LOK - MALE SEAL-LOK

PART NO.	T1 STRAIGHT THREAD	T2 STRAIGHT THREAD	A		B		C	
			inch	mm	inch	mm	inch	mm
HYD SJLJM-8X8	3/16 x 16	3/16 x 16	2.49	63.25	1.59	40.39	2.27	57.66



REPLACEMENT SEAL KITS

NITRILE SEAL KIT (Standard Seals)

*Applications: Petroleum base, water-glycol, and water-oil hydraulic fluids, mineral oil, water and pneumatic service.

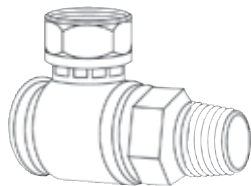
EPR SEAL KIT

*Applications: Steam, water and straight phosphate ester base fluids such as Monsanto "E" Series.

VITON SEAL KIT

*Applications: Aromatic solvents, various chemicals and oils at very high temperatures.

ROUND BODY "S" SERIES SWIVELS

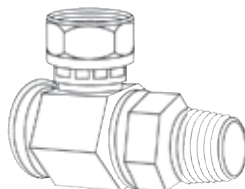


KIT NO.	SIZE
SK-4/6	-4/-6
SK-8	-8
SK-12	-12
SK-16	-16
SK-20	-20

KIT NO.	SIZE
SKE-4/6	-4/-6
SKE-8	-8
SKE-12	-12
SKE-16	-16
SKE-20	-20

KIT NO.	SIZE
SKV-4/6	-4/-6
SKV-8	-8
SKV-12	-12
SKV-16	-16
SKV-20	-20

HEX BODY "S" SERIES SWIVELS



KIT NO.	SIZE
RK-4/6N	-4/-6
RK-8N	-8/-10
RK-12N	-12
RK-16N	-16
RK-20N	-20

KIT NO.	SIZE
RK-4/6E	-4/-6
RK-8E	-8/-10
RK-12E	-12
RK-16E	-16
RK-20E	-20

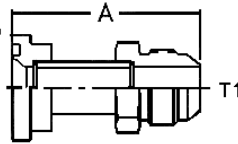
KIT NO.	SIZE
RK-4/6V	-4/-6
RK-8V	-8/-10
RK-12V	-12
RK-16V	-16
RK-20V	-20

ADAPTERS - T3-TUBE X 37°

Parker Tube Adapters permit the use of straight JIC 37° female swivels or Seal-Lok swivels to SAE Code 61 or Code 62 split flange ports; and straight JIC 37° female swivels to male JIC 37° flare adapters.

15T3 STRAIGHT

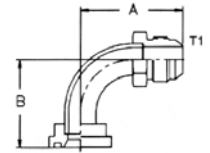
SAE (CODE 61) FLANGE -
MALE SAE (JIC)
37° FLARE



PART NO.	FLANGE SIZE	TUBE SIZE	T1 STRAIGHT THREAD	A	
				inch	mm
HYD 15T3-8X8	1/2	1/2	3/4 x 16	2.57	44
HYD 15T3-12X12	3/4	3/4	1 1/16 x 12	2.68	48
HYD 15T3-16X12	1	3/4	1 1/16 x 12	2.68	47
HYD 15T3-16X16	1	1	1 5/16 x 12	2.76	51
HYD 15T3-20X16	1 1/4	1	1 5/16 x 12	2.76	51
HYD 15T3-20X20	1 1/4	1 1/4	1 5/8 x 12	3.38	68
HYD 15T3-24X24	1 1/2	1 1/2	1 7/8 x 12	3.57	79
HYD 15T3-32X32	2	2	2 1/2 x 12	3.76	96

19T3 - 90° ELBOW

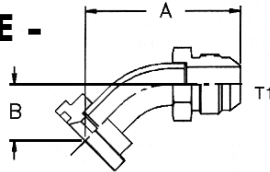
SAE (CODE 61) FLANGE -
MALE SAE (JIC) 37° FLARE



PART NO.	FLANGE SIZE	TUBE SIZE	T1 STRAIGHT THREAD	A		B	
				inch	mm	inch	mm
HYD 19T3-8X8	1/2	1/2	3/4 x 16	1.92	49	1.62	41
HYD 19T3-12X12	3/4	3/4	1 1/16 x 12	2.46	62	2.12	54
HYD 19T3-16X12	1	3/4	1 1/16 x 12	2.46	62	2.12	54
HYD 19T3-20X12	1 1/4	3/4	1 1/16 x 12	2.46	62	2.12	54
HYD 19T3-16X16	1	1	1 5/16 x 12	2.79	71	2.37	60
HYD 19T3-20X16	1 1/4	1	1 5/16 x 12	2.79	71	2.37	60
HYD 19T3-24X16	1 1/2	1	1 5/8 x 12	2.79	71	2.44	62
HYD 19T3-20X20	1 1/4	1 1/4	1 5/8 x 12	3.12	79	2.50	64
HYD 19T3-24X20	1 1/2	1 1/4	1 5/8 x 12	3.12	79	2.56	65
HYD 19T3-20X24	1 1/4	1 1/2	1 7/8 x 12	3.48	88	2.69	68
HYD 19T3-24X24	1 1/2	1 1/2	1 7/8 x 12	3.48	88	2.75	70
HYD 19T3-32X24	2	1 1/2	1 7/8 x 12	3.48	88	2.75	70
HYD 19T3-32X32	2	2	2 1/2 x 12	5.61	142	4.50	114

17T3 - 45° ELBOW

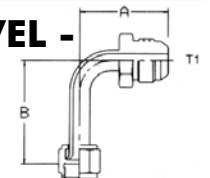
SAE (CODE 61) FLANGE -
MALE SAE (JIC)
37° FLARE



PART NO.	FLANGE SIZE	TUBE SIZE	T1 STRAIGHT THREAD	A		B	
				inch	mm	inch	mm
HYD 17T3-8X8	1/2	1/2	3/4 x 16	2.54	65	0.78	20
HYD 17T3-12X12	3/4	3/4	1 1/16 x 12	2.76	70	1.00	25
HYD 17T3-16X12	1	3/4	1 1/16 x 12	2.76	70	1.00	25
HYD 17T3-16X16	1	1	1 5/16 x 12	2.99	76	1.06	27
HYD 17T3-20X16	1 1/4	1	1 5/16 x 12	2.99	76	1.06	27
HYD 17T3-20X20	1 1/4	1 1/4	1 5/8 x 12	3.22	82	1.12	28
HYD 17T3-24X20	1 1/2	1 1/4	1 5/8 x 12	3.26	83	1.17	30
HYD 17T3-24X24	1 1/2	1 1/2	1 7/8 x 12	3.43	87	1.12	28
HYD 17T3-32X32	2	2	2 1/2 x 12	4.02	102	1.25	32

41T3 - SWIVEL NUT 90° TUBE ELBOW LONG

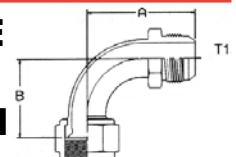
FEMALE SAE (JIC) 37° SWIVEL -
MALE SAE (JIC) 37° FLARE



PART NO.	T1 STRAIGHT THREAD	TUBE SIZE	A		B	
			inch	mm	inch	mm
HYD 41T3-8X8	3/4 x 16	1/2	1.94	49	2.43	62
HYD 41T3-10X10	7/8 x 14	5/8	2.2	56	2.57	65
HYD 41T3-12X12	1 1/16 x 12	3/4	2.5	64	3.74	95
HYD 41T3-16X16	1 5/16 x 12	1	2.79	71	4.23	107

39T3 - SWIVEL NUT 90° TUBE ELBOW

MALE SAE (JIC) 37° FLARE
2 ENDS - FEMALE SAE
(JIC) 37° SWIVEL BRANCH



PART NO.	T1 STRAIGHT THREAD	TUBE SIZE	A		B	
			inch	mm	inch	mm
HYD 39T3-6X6	9/16 x 18	3/8	1.61	41	0.85	22
HYD 39T3-8X8	3/4 x 16	1/2	1.86	47	1.09	28
HYD 39T3-10X10	7/8 x 14	5/8	2.13	54	1.24	31
HYD 39T3-12X12	1 1/16 x 12	3/4	2.62	67	1.81	46
HYD 39T3-16X16	1 5/16 x 12	1	2.94	75	2.14	54
HYD 39T3-20X20	1 5/8 x 12	1 1/4	3.12	79	2.59	66

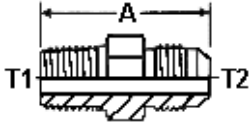
+ Non-Standard

CAUTION: Do not use the flange to tube or swivel nut to tube adapter in hose assembly applications in which pressures exceed the SAE100R2 working pressure range.

ADAPTERS - METRIC/JIS/BSP

T4HF3 - STRAIGHT

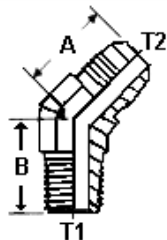
**MALE JIS (BSPT) TO
MALE 30° FLARE (BSPP)**



PART NO.	T1 BSPT	T2 BSPP	MATES WITH FU - SIZE	A	
				inch	mm
HYD 4-4T4HF3-S	1/4 x 19	1/4 x 19	-4	1.46	37
HYD 4-6T4HF3-S	3/8 x 19	1/4 x 19	-4	1.51	38
HYD 6T4HF3-S	1/4 x 19	3/8 x 19	-6	1.59	40
HYD 6-6T4HF3-S	3/8 x 19	3/8 x 19	-6	1.59	40
HYD 8T4HF3-S	3/8 x 19	1/2 x 14	-8	1.70	43
HYD 8-8T4HF3-S	1/2 x 14	1/2 x 14	-8	1.89	48
HYD 12T4HF3-S	3/4 x 14	3/4 x 14	-12	2.10	53
HYD 16T4HF3-S	1 x 11	1 x 11	-16	2.30	58

T4VF3 - 45° ELBOW

**MALE JIS (BSPT) TO
MALE 30° FLARE (BSPP)**

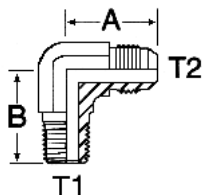


PART NO.	T1 BSPT	T2 BSPP	MATES WITH FU - SIZE	A		B	
				inch	mm	inch	mm
HYD 4-4T4VF3-S	1/4 x 19	1/4 x 19	-4	0.87	22	0.75	19
HYD 6-6T4VF3-S	3/8 x 19	3/8 x 19	-6	0.97	25	0.87	22
HYD 8-8T4VF3-S	1/2 x 14	1/2 x 14	-8	1.10	28	1.06	27
HYD 12T4VF3-S	3/4 x 14	3/4 x 14	-12	1.24	31	1.18	30
HYD 16T4VF3-S	1 x 11	1 x 11	-16	1.26	32	1.37	35

Mates with FU Style Hose Fittings.

T4EF3 - 90° ELBOW

**MALE JIS (BSPT) TO
MALE 30° FLARE (BSPP)**



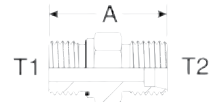
PART NO.	T1 BSPT	T2 BSPP	MATES WITH FU - SIZE	A		B	
				inch	mm	inch	mm
HYD 4-4T4EF3-S	1/4 x 19	1/4 x 19	-4	0.98	25	1.00	25
HYD 6-6T4EF3-S	3/8 x 19	3/8 x 19	-6	1.14	29	1.18	30
HYD 8-8T4EF3-S	1/2 x 19	1/2 x 19	-8	1.33	34	1.42	36
HYD 12T4EF3-S	3/4 x 19	3/4 x 19	-12	1.50	38	1.69	43
HYD 16T4EF3-S	1 x 11	1 x 11	-16	1.74	44	1.97	50

Mates with FU Style Hose Fittings.

+ Non-Standard

GE-PLR-ED

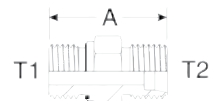
**BSPP TO "L" SERIES
24° CONE EOLASTIC SEAL**



PART NO.	T1 BSPT	T2 METRIC	TUBE SIZE	A	
				mm	inch
HYD GE6-PLR-ED	1/8 x 28	M12 x 1.5	6	0.94	24
HYD GE6-PLR1/4-ED+	1/4 x 19	M12 x 1.5	6	1.14	29
HYD GE8-PLR1/8-ED+	1/8 x 28	M14 x 1.5	8	0.94	24
HYD GE8-PLR-ED	1/4 x 19	M14 x 1.5	8	1.14	29
HYD GE8-PLR3/8-ED+	3/8 x 19	M14 x 1.5	8	1.22	31
HYD GE10-PLR-ED	1/4 x 19	M16 x 1.5	10	1.18	30
HYD GE10-PLR3/8-ED+	3/8 x 19	M16 x 1.5	10	1.26	32
HYD GE10-PLR1/2-ED+	1/2 x 14	M16 x 1.5	10	1.34	34
HYD GE12-PLR1/4-ED+	1/4 x 19	M18 x 1.5	12	1.22	31
HYD GE12-PLR-ED	3/8 x 19	M18 x 1.5	12	1.26	32
HYD GE12-PLR1/2-ED+	1/2 x 14	M18 x 1.5	12	1.34	34
HYD GE15-PLR3/8-ED+	3/8 x 19	M22 x 1.5	15	1.30	33
HYD GE15-PLR-ED	1/2 x 14	M22 x 1.5	15	1.38	35
HYD GE18-PLR-ED	1/2 x 14	M26 x 1.5	18	1.42	36
HYD GE18-PLR3/8-ED+	3/8 x 19	M26 x 1.5	18	1.50	38
HYD GE22-PLR-ED	3/4 x 14	M30 x 2	22	1.57	40
HYD GE28-PLR-ED	1 x 11	M36 x 2	28	1.69	43
HYD GE35-PLR-ED	1 1/4 x 11	M45 x 2	35	1.89	48
HYD GE42-PLR-ED	1 1/2 x 11	M52 x 2	42	2.05	52

GE-PSR-ED

**BSPP TO "S" SERIES
24° CONE EOLASTIC SEAL**

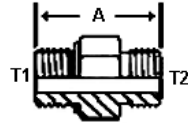


PART NO.	T1 BSPP	T2 METRIC	TUBE SIZE	A	
				mm	inch
HYD GE6-PSR-ED	1/4 x 19	M14 x 1.5	6	1.26	32
HYD GE8-PSR-ED	1/4 x 19	M16 x 1.5	8	1.34	34
HYD GE8-PSR3/8-ED+	3/8 x 19	M16 x 1.5	8	1.38	35
HYD GE10-PSR1/4-ED+	1/4 x 19	M18 x 1.5	10	1.34	34
HYD GE10-PSR-ED	3/8 x 19	M18 x 1.5	10	1.38	35
HYD GE10-PSR1/2-ED+	1/2 x 14	M18 x 1.5	10	1.54	39
HYD GE12-PSR1/4-ED+	1/4 x 19	M20 x 1.5	12	1.42	36
HYD GE12-PSR-ED	3/8 x 19	M20 x 1.5	12	1.46	37
HYD GE12-PSR1/2-ED+	1/2 x 14	M20 x 1.5	12	1.54	39
HYD GE14-PSR-ED	1/2 x 14	M22 x 1.5	14	1.61	41
HYD GE16-PSR3/8-ED+	3/8 x 19	M24 x 1.5	16	1.54	39
HYD GE16-PSR-ED	1/2 x 14	M24 x 1.5	16	1.61	41
HYD GE16-PSR3/4-ED+	3/4 x 14	M24 x 1.5	16	1.77	45
HYD GE20-PSR-ED	3/4 x 14	M30 x 2	20	1.85	47
HYD GE25-PSR1/2-ED+	1/2 x 14	M36 x 2	25	1.93	49
HYD GE25-PSR-ED	1 x 11	M36 x 2	25	2.09	53
HYD GE30-PSR-ED	1 1/4 x 11	M42 x 2	30	2.24	57
HYD GE38-PSR-ED	1 1/2 x 11	M52 x 2	38	2.52	64

ADAPTERS - METRIC/JIS/BSP

GE-PLM-ED

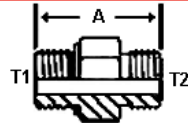
METRIC PORT TO "L" SERIES 24° CONE ELASTIC SEAL



PART NO.	T1 METRIC	T2 METRIC	TUBE SIZE	A		
				mm	inch	mm
HYD GE6-PLM-ED	M10 x 1	M12 x 1.5	6	0.94	24	
HYD GE8-PLM-ED	M12 x 1.5	M14 x 1.5	8	1.14	29	
HYD GE10-PLM-ED	M14 x 1.5	M16 x 1.5	10	1.18	30	
HYD GE12-PLM-ED	M16 x 1.5	M18 x 1.5	12	1.26	32	
HYD GE12-PLM18X1.5-ED+	M18 x 1.5	M18 x 1.5	12	1.26	32	
HYD GE12-PLM22X1.5-ED+	M22 x 1.5	M18 x 1.5	12	1.38	35	
HYD GE15-PLM-ED	M18 x 1.5	M22 x 1.5	15	1.30	33	
HYD GE15-PLM22X1.5-ED+	M22 x 1.5	M22 x 1.5	15	1.42	36	
HYD GE18-PLM-ED	M22 x 1.5	M26 x 1.5	18	1.42	36	
HYD GE22-PLM-ED	M26 x 1.5	M33 x 2	22	1.57	40	
HYD GE28-PLM-ED	M33 x 2	M36 x 2	28	1.69	43	
HYD GE35-PLM-ED	M42 x 2	M45 x 2	35	1.89	48	
HYD GE42-PLM-ED	M48 x 2	M52 x 2	42	2.05	52	

GE-PSM-ED

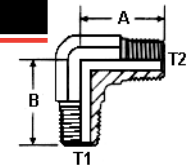
METRIC PORT TO "S" SERIES 24° CONE



PART NO.	T1 METRIC	T2 METRIC	TUBE SIZE	A		
				mm	inch	mm
HYD GE6-PSM-ED	M12 x 1.5	M14 x 1.5	6	1.26	32	
HYD GE8-PSM-ED	M14 x 1.5	M16 x 1.5	8	1.34	34	
HYD GE10-PSM-ED	M16 x 1.5	M18 x 1.5	10	1.38	35	
HYD GE12-PSM-ED	M18 x 1.5	M20 x 1.5	12	1.46	37	
HYD GE14-PSM-ED	M20 x 1.5	M22 x 1.5	14	1.61	41	
HYD GE16-PSM-ED	M22 x 1.5	M24 x 1.5	16	1.61	41	
HYD GE20-PSM-ED	M27 x 1.5	M30 x 2	20	1.85	47	
HYD GE25-PSM-ED	M33 x 2	M36 x 2	25	2.09	53	
HYD GE30-PSM-ED	M42 x 2	M42 x 2	30	2.13	57	
HYD GE38-PSM-ED	M48 x 2	M52 x 2	38	2.52	64	

WE-PLR

BSPT PORT TO "L" SERIES 24° CONE - 90° ELBOW

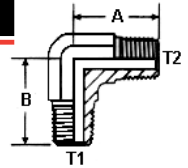


PART NO.	T1 BSPT	T2 METRIC	TUBE SIZE	A			B	
				mm	inch	mm	inch	mm
HYD WE6-PLR	1/8 x 28	M12 x 1.5	6	0.79	20	0.75	19	
HYD WE8-PLR	1/4 x 19	M14 x 1.5	8	1.02	26	0.83	21	
HYD WE10-PLR	1/4 x 19	M16 x 1.5	10	1.06	27	0.91	23	
HYD WE12-PLR	3/8 x 19	M18 x 1.5	12	1.10	28	0.98	25	
HYD WE15-PLR	1/2 x 14	M22 x 1.5	15	1.34	34	1.14	29	
HYD WE18-PLR	1/2 x 14	M26 x 1.5	18	1.42	36	1.26	32	

+ Non-Standard

WE-PLM

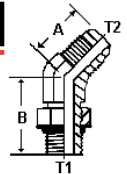
METRIC TAPERED PORT TO "S" SERIES 24° CONE - 90° ELBOW



PART NO.	T1 METRIC	T2 METRIC	TUBE SIZE	A		B	
				mm	inch	mm	inch
HYD WE6-PLM	M10 x 1.5	M12 x 1.5	6	1.34	34	0.79	20
HYD WE8-PLM	M12 x 1.5	M14 x 1.5	8	1.42	36	1.02	26
HYD WE10-PLM	M14 x 1.5	M16 x 1.5	10	1.46	37	1.06	27
HYD WE12-PLM	M16 x 1.5	M18 x 1.5	12	1.54	39	1.10	28
HYD WE15-PLM	M18 x 1.5	M22 x 1.5	15	1.73	44	1.26	32
HYD WE18-PLM	M22 x 1.5	M26 x 1.5	18	1.89	48	1.42	36

V3X - 45° ELBOW

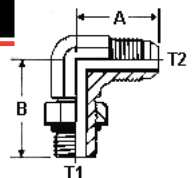
BSPT MALE ADAPTER



PART NO.	T1 BSPT	T2 STRAIGHT THREAD	TUBE SIZE	A		B	
				inch	mm	inch	mm
HYD 4V3X-S	1/8 x 28	7/16 x 20	1/4	0.72	18	0.64	16
HYD 4-4V3X-S	1/4 x 19	7/16 x 20	1/4	0.83	21	0.86	2
HYD 6V3X-S	1/4 x 19	9/16 x 18	3/8	0.83	21	0.86	22
HYD 8V3X-S	3/8 x 19	3/4 x 16	1/2	0.98	25	0.95	24

C3X - 90° ELBOW

BSPT MALE ADAPTER

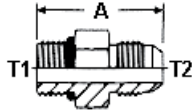


PART NO.	T1 BSPT	T2 STRAIGHT THREAD	TUBE SIZE	A		B	
				inch	mm	inch	mm
HYD 4C3X-S	1/8 x 28	7/16 x 20	1/4	0.89	23	0.78	20
HYD 4-4C3X-S	1/4 x 19	7/16 x 20	1/4	1.06	27	1.09	28
HYD 5C3X-S	1/8 x 28	1/2 x 20	5/16	0.95	24	0.78	20
HYD 5-4C3X-S	1/4 x 19	1/2 x 20	5/16	1.06	27	1.09	28
HYD 6C3X-S	1/4 x 19	9/16 x 18	3/8	1.06	27	1.09	28
HYD 6-6C3X-S	3/8 x 19	9/16 x 18	3/8	1.14	29	1.22	31
HYD 6-8C3X-S	1/2 x 14	9/16 x 18	3/8	1.23	31	1.47	37
HYD 8-4C3X-S	1/4 x 19	3/4 x 16	1/2	1.25	32	1.22	31
HYD 8C3X-S	3/8 x 19	3/4 x 16	1/2	1.25	32	1.22	31
HYD 8-8C3X-S	1/2 x 14	3/4 x 16	1/2	1.33	34	1.47	37
HYD 10-6C3X-S	3/8 x 19	7/8 x 14	5/8	1.45	37	1.30	33
HYD 10C3X-S	1/2 x 14	7/8 x 14	5/8	1.45	37	1.47	37
HYD 12-8C3X-S	1/2 x 14	1 1/16 x 12	3/4	1.66	42	1.59	40
HYD 12C3X-S	3/4 x 14	1 1/16 x 12	3/4	1.66	42	1.59	40
HYD 16-12C3X-S	3/4 x 14	1 5/16 x 12	1	1.81	46	1.78	45
HYD 16C3X-S	1 x 11	1 5/16 x 12	1	1.81	46	1.97	50
HYD 20-16C3X-S	1 x 11	1 5/8 x 12	1 1/4	2.06	52	2.40	61
HYD 20C3X-S	1 1/4 x 11	1 5/8 x 12	1 1/4	2.06	52	2.35	60
HYD 24C3X-S	1 1/2 x 11	1 7/8 x 12	1 1/2	2.33	59	2.64	67

ADAPTERS - METRIC/JIS/BSP

F40X - STRAIGHT

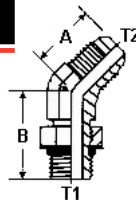
BSP MALE TO 37° FLARE



PART NO.	T1 BSP	T2 STRAIGHT THREAD	TUBE SIZE	A	
				inch	mm
HYD 4F40X-S	1/8 x 28	7/16 x 20	1/4	1.13	29
HYD 4-4F40X-S	1/4 x 19	7/16 x 20	1/4	1.26	32
HYD 4-6F40X-S	3/8 x 19	7/16 x 20	1/4	1.30	33
HYD 4-8F40X-S	1/2 x 14	7/16 x 20	1/4	1.52	39
HYD 5-4F40X-S	1/4 x 19	1/2 x 20	5/16	1.26	32
HYD 5-6F40X-S	3/8 x 19	1/2 x 20	5/16	1.30	33
HYD 6F40X-S	1/4 x 19	9/16 x 18	3/8	1.26	32
HYD 6-6F40X-S	3/8 x 19	9/16 x 18	3/8	1.30	33
HYD 6-8F40X-S	1/2 x 14	9/16 x 18	3/8	1.52	39
HYD 8-4F40X-S	1/4 x 19	3/4 x 16	1/2	1.38	35
HYD 8F40X-S	3/8 x 19	3/4 x 16	1/2	1.42	36
HYD 8-8F40X-S	1/2 x 14	3/4 x 16	1/2	1.63	41
HYD 8-12F40X-S	3/4 x 14	3/4 x 16	1/2	1.67	42
HYD 10-6F40X-S	3/8 x 19	7/8 x 14	5/8	1.54	39
HYD 10F40X-S	1/2 x 14	7/8 x 14	5/8	1.73	44
HYD 12-8F40X-S	1/2 x 14	1 1/16 x 12	3/4	1.84	47
HYD 12F40X-S	3/4 x 14	1 1/16 x 12	3/4	1.87	48
HYD 12-16F40X-S	1 x 11	1 1/16 x 12	3/4	2.07	53
HYD 16-12F40X-S	1 x 11	1 5/16 x 12	1	1.91	49
HYD 16F40X-S	1 x 11	1 5/16 x 12	1	2.11	54
HYD 16-20F40X-S	1 1/4 x 11	1 5/8 x 12	1 1/4	2.17	55
HYD 20F40X-S	1 1/4 x 11	1 5/8 x 12	1 1/4	2.24	57
HYD 24-20F40X-S	1 1/2 x 11	1 5/8 x 12	1 1/4	2.38	60
HYD 24F40X-S	1 1/2 x 11	1 7/8 x 12	1 1/2	2.40	61

V40X - 45° ELBOW

BSP MALE TO 37° FLARE



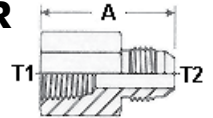
PART NO.	T1 BSP	T2 STRAIGHT THREAD	TUBE SIZE	A		A	
				inch	mm	inch	mm
HYD 4V40X-S	1/8 x 28	7/16 x 20	1/4	0.72	18	1.06	27
HYD 6V40X-S	1/4 x 19	1/2 x 20	3/8	0.83	21	1.14	29
HYD 8V40X-S	3/8 x 19	3/4 x 14	1/2	0.98	25	1.30	33
HYD 10V40X-S	1/2 x 14	7/8 x 14	5/8	1.11	28	1.54	39
HYD 12V40X-S	3/4 x 14	1 1/16 x 12	3/4	1.28	33	1.73	44
HYD 16V40X-S	1 x 11	1 5/16 x 12	1	1.47	37	1.85	47



+ Non-Standard

G40X - STRAIGHT

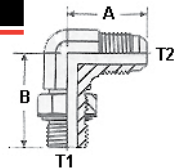
BSPT FEMALE CONNECTOR TO 37° FLARE



PART NO.	T1 BSPT	T2 STRAIGHT THREAD	TUBE SIZE	A	
				inch	mm
HYD 4G4X-S	1/8 x 28	7/16 x 20	1/4	1.18	30
HYD 4-4G4X-S	1/4 x 19	7/16 x 20	1/4	1.40	36
HYD 5G4X-S	1/8 x 28	1/2 x 20	5/16	1.16	30
HYD 6G4X-S	1/4 x 19	9/16 x 18	3/8	1.40	36
HYD 6-6G4X-S	3/8 x 19	9/16 x 18	3/8	1.34	37
HYD 8G4X-S	3/8 x 19	3/4 x 16	1/2	1.57	40
HYD 8-8G4X-S	1/2 x 14	3/4 x 16	1/2	1.79	46
HYD 10G4X-S	1/2 x 14	7/8 x 14	5/8	1.89	48
HYD 12G4X-S	3/4 x 14	1 1/16 x 12	3/4	2.07	53
HYD 16G4X-S	1 x 11	1 5/16 x 12	1	2.34	60

C80X - 90° ELBOW

METRIC MALE TO 37° FLARE



PART NO.	T1 METRIC	T2 STRAIGHT THREAD	TUBE SIZE	A		B	
				inch	mm	inch	mm
HYD 4-M10X1.C80X-S	M10 x 1	7/16 x 20	1/4	0.89	23	1.06	27
HYD 5-M12X1.5C80X-S	M12 x 1.5	1/2 x 20	5/16	0.95	24	1.20	31
HYD 6-M14X1.5C80X-S	M14 x 1.5	9/16 x 18	3/8	1.06	27	1.32	34
HYD 8-M16X1.5C80X-S	M16 x 1.5	3/4 x 16	1/2	1.25	32	1.50	38
HYD 10-M18X1.5C80X-S	M18 x 1.5	7/8 x 14	5/8	1.45	37	1.61	41
HYD 10-M22X1.5C80X-S	M22 x 1.5	7/8 x 14	5/8	1.45	37	1.67	43
HYD 12-M22X1.5C80X-S	M22 x 1.5	1 1/16 x 12	3/4	1.66	42	1.73	44
HYD 12-M27X1.5C80X-S	M27 x 1.5	1 1/16 x 12	3/4	1.66	42	2.01	51

ADAPTERS

37° Flare.....111-118

Seal-Lok.....119-122

SAE.....123

Pipe.....124-126

Straight Thread.....127-128

Pipe Swivels.....128-130

Miscellaneous.....131-132

"S" Series.....133-137

T3 - Tube x 37°.....138

Metric/JIS/BSP.....139-141

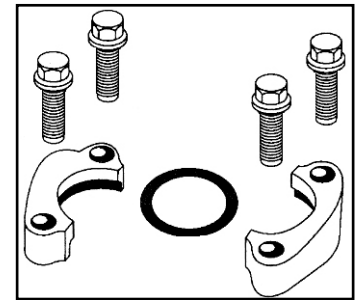
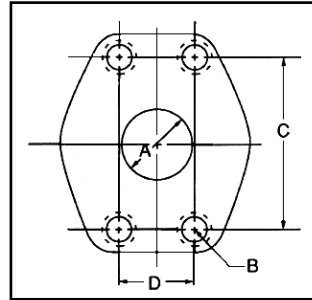
ACCESSORIES - FLANGE HALVES & KITS

FLANGE HALVES & KITS

SAE J518 Port Dimensions for 4-Bolt Split Flanges

There are two non-interchangeable SAE split flanges:

- Standard** or **Code 61** is for 3,000 psi to 5,000 psi maximum, depending on size.
- High Pressure** or **Code 62** is for 6,000 psi maximum, regardless of size. The flange head is "V" notched for identification.



5151HK SAE FLANGE KIT - CODE 61

Note: High pressure applications also require the use of Code 61 Flange End hose fittings.

KIT PART NO.	SAE FLANGE SIZE	MAXIMUM WORKING PRESSURE (PSI)	FLANGE HALF (2)	O-RING	4 BOLTS GRADE 5	4 LOCK-WASHERS
HYD 5151HK-8	1/2	5,000	51H-8	711510-6	5/16 - 18 x 1 1/4	5/16
HYD 5151HK-12	3/4	5,000	51H-12	711510-5	3/8 - 16 x 1 1/4	3/8
HYD 5151HK-16	1	5,000	51H-16	711510-4	3/8 - 16 x 1 1/4	3/8
HYD 5151HK-20	1 1/4	4,000	51H-20	711510-3	7/16 - 14 x 1 1/2	7/16
HYD 5151HK-24	1 1/2	3,000	51H-24	711510-2	1/2 - 13 x 1 1/2	1/2
HYD 5151HK-32	2	3,000	51H-32	711510-1	1/2 - 13 x 1 1/2	1/2

HFHFHK SAE FLANGE KIT - CODE 62

KIT PART NO.	SAE FLANGE SIZE	MAXIMUM WORKING PRESSURE (PSI)	FLANGE HALF (2)	O-RING	4 BOLTS GRADE 5	4 LOCK-WASHERS
HYD HFHFHK-12	3/4	6,000	HFH-12	711510-5	3/8 - 16 x 1 1/2	3/8
HYD HFHFHK-16	1	6,000	HFH-16	711510-4	7/16 - 14 x 1 3/4	7/16
HYD HFHFHK-20	1 1/4	6,000	HFH-20	711510-3	1/2 - 13 x 1 3/4	1/2
HYD HFHFHK-24	1 1/2	6,000	HFH-24	711510-2	5/8 - 11 x 2 1/4	5/8
HYD HFHFHK-32	2	6,000	HFH-32	711510-1	3/4 - 10 x 2 3/4	3/4

Consult these tables to determine flange halves and flange kits specifications.

STANDARD PRESSURE (CODE 61)

HIGH PRESSURE (CODE 62)

NOMINAL FLANGE	FLANGE DASH SIZE	A DIA. MAX.		B THREAD	C		D		MAXIMUM WORKING PRESSURE	
		inch	mm		±0.010	±0.025	±0.010	±0.025	psi	MPa
					inch	mm	inch	mm		
1/2	-8	0.50	13	5/16 x 18	1.500	38.1	0.688	17.5	5,000	34.5
3/4	-12	0.75	19	3/8 x 16	1.875	47.6	0.875	22.2	5,000	34.5
1	-16	1.00	25	3/8 x 16	2.062	52.4	1.031	26.2	5,000	34.5
1 1/4	-20	1.25	32	7/16 x 14	2.312	58.7	1.188	30.2	4,000*	27.6
1 1/2	-24	1.50	38	1/2 x 13	2.750	69.9	1.406	35.7	3,000*	20.7
2	-32	2.00	51	1/2 x 13	3.062	77.8	1.688	42.9	3,000*	20.7

NOMINAL FLANGE	FLANGE DASH SIZE	A DIA. MAX.		B THREAD	C		D		MAXIMUM WORKING PRESSURE	
		inch	mm		±0.010	±0.025	±0.010	±0.025	psi	MPa
					inch	mm	inch	mm		
1	-16	1.00	25	7/16 x 14	2.250	57.2	1.093	27.8	6,000	41.4
1 1/4	-20	1.25	32	1/2 x 13	2.625	66.7	1.250	31.8	6,000	41.4
1 1/2	-24	1.50	38	5/8 x 11	3.125	79.4	1.437	36.5	6,000	41.4
2	-32	2.00	51	3/4 x 10	3.812	96.8	1.750	44.5	6,000	41.4

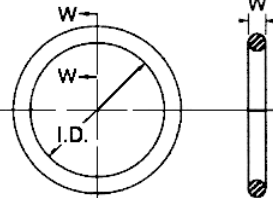
*5,000 psi with 4A, 4F and 4N Fittings and 50H Flange Halves.

ACCESSORIES - O-RINGS & HOSE GUARDS

O-RINGS - SAE Thread

(Compound N552-90)*

PART NO.	SAE THREAD SIZE	W	I.D.
HYD 711509-1	7/16 - 20 (-4)	.072 ± 003	.351 ± 005
HYD 711509-2	1/2 - 20 (-5)	.072 ± 003	.414 ± 005
HYD 711509-3	9/16 - 20 (-6)	.078 ± 003	.468 ± 005
HYD 711509-4	3/4 - 16 (-8)	.087 ± 003	.644 ± 005
HYD 711509-5	7/8 - 14 (-10)	.097 ± 003	.755 ± 005
HYD 711509-6	1 1/16 - 12 (-12)	.116 ± 004	.924 ± 005
HYD 711509-7	1 5/16 - 12 (-16)	.116 ± 004	1.171 ± 005
HYD 711509-8	1 5/8 - 12 (-20)	.118 ± 004	1.475 ± 005
HYD 711509-9	1 7/8 - 12 (-24)	.118 ± 004	1.720 ± 005
HYD 711509-10	2 1/2 - 12 (-32)	.118 ± 004	2.337 ± 005




O-RINGS - Code 61 & Code 62 Flanges

(Compound N552-90)*

PART NO.	SIZE	W	I.D.
HYD 711510-6	1/2 (-8)	0.139	0.734
HYD 711510-5	3/4 (-12)	0.139	0.984
HYD 711510-4	1 (-16)	0.139	1.296
HYD 711510-3	1 1/4 (-20)	0.139	1.484
HYD 711510-2	1 1/2 (-24)	0.139	1.859
HYD 711510-1	2 (-32)	0.139	2.234

HOSE GUARDS - Spring Guard and Armor Guard

Parker Spring Guard and Armor Guard are two products that prolong the life of hose lines that are exposed to rugged operating conditions. They distribute bending radii to avoid kinking in hose lines and protect hose from abrasion and deep cuts. Guards are constructed of steel wire and plated to resist rust.



SPRING GUARD PART NO.	ARMOR GUARD PART NO.	HOSE STYLE												
		201/211 241/258 SS25UL 206/4211 SS23UL 221FR	266/5275 225 SS25 296 231 274	235 261	213 3277 3286	255	301 301LT 341 381 304	421 421HT 431 436 481	601	77C 772 701 741 774	78C 731	801 821 821FR 831 836	881	P80
HYD SG-050	HYD AG-050							-3						
HYD SG-060	HYD AG-060	-4	-4	-4	-4		-3	-4				-4		
HYD SG-060	HYD AG-060				-5				-4					
HYD SG-066	HYD AG-066	-5	-5	-5	-6		-4	-5						-6
HYD SG-072	HYD AG-072	-6	-6	-6			-5	-6				-6		
HYD SG-084	HYD AG-084	-8	-8	-8	-8	-6	-6	-8	-6	-6		-8		-8
HYD SG-097	HYD AG-097	-10	-10	-10	-10	-8	-8	-10	-8	-8		-10		-10
HYD SG-106	HYD AG-106				-12	-10	-10							-12
HYD SG-113	HYD AG-113	-12	-12	-12				-12		-10		-12		
HYD SG-122	HYD AG-122					-12	-12							
HYD SG-131	HYD AG-131	-16	-16	-16	-16				-12	-12	-12		-12	
HYD SG-155	HYD AG-155	-20	-20	-20	-20		-16	-16	-16	-16			-16	
HYD SG-166+	HYD AG-166										-16			
HYD SG-182	HYD AG-182	-24	-24	-24	-24			-20					-20	
HYD SG-209	HYD AG-209						-20	-24	-20	-20	-20			
HYD SG-220+	HYD AG-220				-32				-24	-24			-24	
HYD SG-232	HYD AG-232	-32	-32	-32			-24				-24			
HYD SG-270+	HYD AG-270							-32	-32	-32			-32	
HYD SG-292+	HYD AG-292	-40	-40	-40	-40		-32				-32			
HYD SG-369+	HYD AG-369	-48	-48	-48	-48									

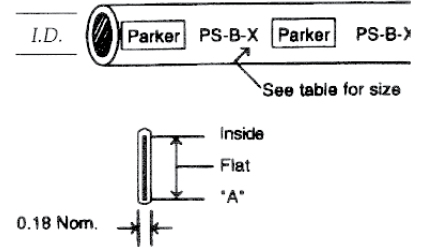
+ Non-Standard

Note: Spring Guard and Armor Guard are packaged in 10 ft. pieces.

ACCESSORIES - HOSE GUARDS

PARTEK SLEEVE HOSE GUARDS

Parker's Partek Nylon Protective Sleeving gives you tough hose abrasion protection two ways. First, per the ISO 6945 specification, Partek has a unique tubular weave nylon construction, strong enough to withstand greater than 800,000 abrasion cycles without wearing through the fabric at any location. Partek/"PS"* can withstand greater than 50,000 abrasion cycles. In addition, this weave also gives an exceptionally smooth interior wall, allowing rubber hose to move freely inside the sleeve. This provides easy installation and prevents any internal abrasion problems. Partek sleeving is available in 300 ft. reels**, in either black or yellow and in sizes to fit most hydraulic hose. Partek, the quick and easy solution to hose protection in high-abrasion areas. **Limit of 3 pieces per reel.





PARTEK® SLEEVE	PARTEK® SLEEVE	PARTEK® PS SLEEVE			HOSE STYLE													
					201	266			301	421	77C		801					
PART NO. (BLACK)	PART NO. (YELLOW)	PART NO. (BLACK)			241	225	213	255	301LT	421HT	772	78C	801	881	P80			
HYD AS-B-11	HYD AS-Y-11		1.07	0.69														
HYD AS-B-11	HYD AS-Y-11		1.07	0.69	-4	-4	-4		-3	-4			-4					
		HYD PS-B-12	1.18	0.75						-3								
		HYD PS-B-12	1.18	0.75	-4	-4	-4		-3	-4			-4					
HYD AS-B-13	HYD AS-Y-13	HYD PS-B-13	1.34	0.86	-5	-5	-5		-4	-5					-6			
HYD AS-B-13	HYD AS-Y-13	HYD PS-B-13	1.34	0.86	-6	-6	-6		-5	-6			-6					
HYD AS-B-15	HYD AS-Y-15	HYD PS-B-15	1.66	1.06	-8	-8	-8	-6	-6				-8		-8			
HYD AS-B-15	HYD AS-Y-15	HYD PS-B-15	1.66	1.06			-10			-8	-6				-10			
HYD AS-B-17	HYD AS-Y-17	HYD PS-B-17	1.92	1.22	-10	-10	-12	-8	-8	-10	-8		-10		-12			
HYD AS-B-17	HYD AS-Y-17	HYD PS-B-17	1.92	1.22				-10	-10									
HYD AS-B-19	HYD AS-Y-19		2.12	1.35	-12	-12		-12	-12	-12	-10		-12					
		HYD PS-B-22	2.24	1.42	-12	-12		-12	-12	-12	-10		-12					
HYD AS-B-22	HYD AS-Y-22	HYD PS-B-22	2.24	1.42	-16	-16	-16				-12	-12		-12				
HYD AS-B-27	HYD AS-Y-27		2.55	1.63						-16								
		HYD PS-B-33	2.85	1.81						-16								
HYD AS-B-33	HYD AS-Y-33	HYD PS-B-33	2.85	1.81	-20	-20	-20		-16	-20	-16	-16		-16				
HYD AS-B-35+	HYD AS-Y-35	HYD PS-B-35	3.43	2.19	-24	-24	-24			-20				-20				
HYD AS-B-37	HYD AS-Y-37	HYD PS-B-37	3.73	2.38					-20	-24	-20	-20						
HYD AS-B-39+	HYD AS-Y-39+	HYD PS-B-39	4.12	2.63	-32	-32	-32		-24		-24	-24		-24				
HYD AS-B-47+	HYD AS-Y-47+	HYD PS-B-47	4.90	3.13	-40	-40	-40		-32	-32	-32	-32		-32				
HYD AS-B-53+	HYD AS-Y-53+		5.30	3.38														
HYD AS-B-58	HYD AS-Y-58+		5.69	3.63	-48	-48	-48											
		HYD PS-B-80+	7.85	5.00														
		HYD PS-B-88+	8.64	5.50														

+Non-Standard

Note:

1. The parts shown are related to the hose outside diameter and may not fit over the fitting. For over the fitting applications, a larger size sleeve may be required.
2. Parts marked with an asterisk "*" are non-standard stock items. Contact Parker HPD or your local distributor for prices.
3. Partek "PS" nylon sleeve is available in 50 ft. coils with maximum of 4 pieces with no length less than 10 ft.
4. Cut lengths are available. Contact your branch for prices.

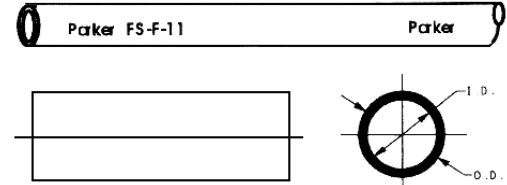
HC CLAMPS
See Hose Clamps for part numbers and dimensions.



ACCESSORIES - HOSE GUARDS

FIRESLEEVE HOSE GUARDS

PART NO.	FIRESLEEVE DIMENSIONAL REQUIREMENTS					
	FIRESLEEVE I.D. MINIMUM		NOMINAL		FIRESLEEVE O.D. MAXIMUM	
	mm	inch	mm	inch	mm	inch
HYD FS-F-10	14.7	0.58	15.5	0.62	24.6	0.97
HYD FS-F-11	16.5	0.65	17.5	0.69	26.1	1.03
HYD FS-F-12	18.0	0.71	19.1	0.75	27.6	1.09
HYD FS-F-14	21.3	0.84	22.3	0.88	30.9	1.22
HYD FS-F-16	24.4	0.96	25.4	1.00	35.0	1.38
HYD FS-F-18	27.4	1.08	28.5	1.12	38.1	1.50
HYD FS-F-20	30.7	1.21	31.8	1.25	40.3	1.59
HYD FS-F-22	34.0	1.34	35.1	1.38	44.4	1.75
HYD FS-F-24	37.1	1.46	38.1	1.50	48.2	1.90
HYD FS-F-28	43.4	1.71	44.5	1.75	52.3	2.06
HYD FS-F-32	49.8	1.96	50.8	2.00	58.9	2.32
HYD FS-F-38	59.4	2.34	60.5	2.38	69.5	2.74
HYD FS-F-40	62.5	2.46	63.5	2.50	70.8	2.79
HYD FS-F-48	75.2	2.96	76.2	3.00	86.3	3.40
HYD FS-F-60	94.2	3.71	95.3	3.75	105.4	4.15




Parker Firesleeve is a flame resistant sheath that protects the hose from extreme temperature conditions. Firesleeve easily slides over hoses and readily expands over fitting. It can be assembled with Parker FSC or properly sized wormgear clamp.

Construction: Braided fiberglass sleeve and an orange, bonded and seamless silicone rubber cover.


Parker Firesleeve: Conforms to SAE Aerospace Standard 1072A Type 2A.

Temperature Range: -54°C to +260° (-65°F to +500°F)

FIRESLEEVE (FS-F)



FSC CLAMP



Part Number: HYD FSC
(One size fits all hoses up to 2" O.D.)

HYDRAULIC HOSE
See Pages 1 - 2

ACCESSORIES - QUICK COUPLINGS

QUICK DISCONNECT COUPLERS - Industrial Interchange Pneumatic - 20 Series

20 Series sleeve type couplers will interchange with E-Z-mate, 30 Series push-type couplers and other manufacturers' couplers which accept Industrial Interchange § nipples that conform to MIL-C4109.

Special Order Information

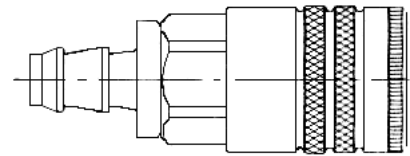
The standard 1/4" 20 Series is a brass coupler with a steel valve. The larger sizes are in all steel construction with brass available as an option. To order a 3/8" or 1/2" body size coupler with a brass body and a steel sleeve and valve add the prefix "B" to the steel part number, thus: B16.

Specifications

	BODY SIZE		
	1/4	3/8	1/2
Rated Pressure (PSI)	300	300	300
Temperature Range (std. seals)	-40° to +250°F		
Locking Device	4 balls	8 balls	8 balls
Vacuum Data (inches Hg)			
Disconnected (coupler only)	Not recommended		
Connected	27.4	27.4	27.4

PUSH-LOK HOSE BARB*

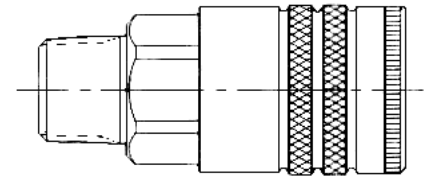
SIZE	BODY SIZE (INCH)	PART NUMBER (BRASS)	PART NUMBER (STEEL)	HOSE I.D.	DIMENSIONS (INCH)		
					OVERALL LENGTH A	HEX SIZE B	LARGEST DIAMETER C
1/4"	1/4"	B20-3BP	-	1/4"	2.32	0.75	0.88
1/4"	1/4"	B20-5BP	-	3/8"	2.47	0.75	0.88
3/8"	3/8"	-	24-5BP	3/8"	2.88	0.88	1.06
1/2"	1/2"	-	16-5BP	3/8"	3.35	1.00	1.19
1/2"	1/2"	-	16-6BP	1/2"	3.46	1.00	1.19



*Push-Lok hose barbs are designed for use with Parker Push-Lok hose and do not require clamps.

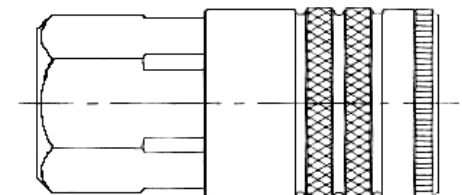
MALE PIPE THREAD

SIZE	BODY SIZE (INCH)	PART NUMBER (BRASS)	PART NUMBER (STEEL)	THREAD SIZE	DIMENSIONS (INCH)		
					OVERALL LENGTH A	HEX SIZE B	LARGEST DIAMETER C
1/4"	1/4"	B22A	-	1/8 x 27	1.89	0.75	0.88
1/4"	1/4"	B22	-	1/4 x 18	2.05	0.75	0.88
1/4"	1/4"	B22E	-	3/8 x 18	2.08	0.75	0.88
3/8"	3/8"	-	24C	1/4 x 18	2.36	0.88	1.06
3/8"	3/8"	B24	24	3/8 x 18	2.39	0.88	1.06
3/8"	3/8"	-	24F	1/2 x 14	2.55	0.88	1.06
1/2"	1/2"	-	16E	3/8 x 18	2.93	1.00	1.19
1/2"	1/2"	B16	16	1/2 x 14	3.08	1.00	1.19
1/2"	1/2"	-	16G	3/4 x 14	3.21	1.13	1.30



FEMALE PIPE THREAD

SIZE	BODY SIZE (INCH)	PART NUMBER (BRASS)	PART NUMBER (STEEL)	THREAD SIZE NPTF	DIMENSIONS (INCH)		
					OVERALL LENGTH A	HEX SIZE B	LARGEST DIAMETER C
1/4"	1/4"	B23A	-	1/8 x 27	1.83	0.75	0.88
1/4"	1/4"	B23	-	1/4 x 18	1.83	0.75	0.88
1/4"	1/4"	B23E	-	3/8 x 18	1.95	0.81	0.94
3/8"	3/8"	-	25C	1/4 x 18	2.22	0.88	1.06
3/8"	3/8"	B25	25	3/8 x 18	2.28	0.88	1.06
3/8"	3/8"	-	25F	1/2 x 14	2.55	1.00	1.16
1/2"	1/2"	-	17E	3/8 x 18	2.74	1.00	1.19
1/2"	1/2"	B17	17	1/2 x 14	2.96	1.00	1.19
1/2"	1/2"	-	17G	3/4 x 14	3.19	1.25	1.44

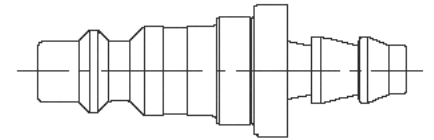


ACCESSORIES - QUICK COUPLINGS

QUICK DISCONNECT COUPLERS (CONT'D) - Industrial Interchange Pneumatic - 20 Series

PUSH-LOK HOSE BARB**

SIZE	BODY SIZE (INCH)	PART NUMBER (BRASS)	PART NUMBER (STEEL)	HOSE I.D.	DIMENSIONS (INCH)		
					OVERALL LENGTH D	EXPOSED LENGTH* E	LARGEST DIAMETER G
1/4"	1/4	BH8CP	H8CP	1 x 4	1.93	1.16	0.69
1/4"	1/4	-	H9CP	3 x 8	2.08	1.31	0.86
3/8"	3/8	-	H4EP	1 x 4	2.02	1.08	0.69
3/8"	3/8	-	H5EP	3 x 8	2.17	1.23	0.86
3/8"	3/8	-	H6EP	1 x 2	2.31	1.37	0.97
1/2"	1/2	-	H4FP	3 x 8	2.52	1.27	0.86
1/2"	1/2	-	H5FP	1 x 2	2.66	1.42	0.97

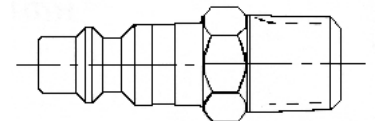


*This dimension represents portion of nipple that is exposed when nipple is inserted in a Parker 20 Series coupler.

**Push-Lok hose barbs are designed for use with Parker Push-Lok hose and do not require clamps.

MALE PIPE THREAD

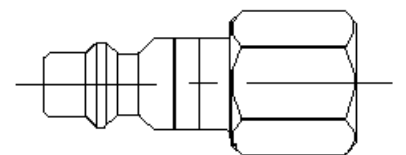
SIZE	BODY SIZE (INCH)	PART NUMBER (BRASS)	PART NUMBER (STEEL)	THREAD SIZE NPTF	DIMENSIONS (INCH)			
					OVERALL LENGTH D	EXPOSED LENGTH* E	HEX SIZE F	LARGEST DIAMETER G
1/4"	1/4	-	H0C	1/8 x 27	1.56	0.80	0.50	0.58
1/4"	1/4	BH2C	H2C	1/4 x 18	1.72	0.95	0.56	0.65
1/4"	1/4	-	H2C-E	3/8 x 18	1.81	1.05	0.69	0.80
3/8"	3/8	-	H00E	1/8 x 27	1.72	0.77	0.62	0.72
3/8"	3/8	-	H0E	1/4 x 18	1.88	0.93	0.62	0.72
3/8"	3/8	BH2E	H2E	3/8 x 18	1.91	0.96	0.69	0.80
3/8"	3/8	-	H2E-F	1/2 x 14	2.12	1.18	0.88	1.02
1/2"	1/2	-	H0F	3/8 x 18	2.31	1.07	0.69	0.79
1/2"	1/2	BH2F	H2F	1/2 x 14	2.47	1.22	0.88	1.01
1/2"	1/2	-	H2F-G	3/4 x 14	2.53	1.29	1.13	1.30
3/4"	3/4	-	H2G-F	1/2 x 14	2.32	1.16	1.00	1.16
3/4"	3/4	BH2G	H2G	3/4 x 14	2.38	1.22	1.06	1.22
3/4"	3/4	-	H2G-J	1.11 x 1/2	2.56	1.40	1.31	1.52



*This dimension represents portion of nipple that is exposed when nipple is inserted in a Parker 20 Series coupler.

FEMALE PIPE THREAD

SIZE	BODY SIZE (INCH)	PART NUMBER (BRASS)	PART NUMBER (STEEL)	THREAD SIZE NPTF D	DIMENSIONS (INCH)			
					OVERALL LENGTH E	EXPOSED LENGTH* F	HEX SIZE G	LARGEST DIAMETER
1/4"	1/4	-	H1C	1/8 x 27	1.38	0.61	0.50	0.58
1/4"	1/4	BH3C	H3C	1/4 x 18	1.56	0.80	0.62	0.72
1/4"	1/4	-	H3C-E	3/8 x 18	1.60	0.83	0.81	0.94
3/8"	3/8	-	H1E	1/4 x 18	1.69	0.65	0.62	0.72
3/8"	3/8	BH3E	H3E	3/8 x 18	1.69	0.74	0.81	0.94
3/8"	3/8	-	H3E-F	1/2 x 14	1.84	0.90	1.00	1.16
1/2"	1/2	-	H1F	3/8 x 18	2.03	0.79	0.81	0.94
1/2"	1/2	BH3F	H3F	1/2 x 14	2.25	1.01	1.00	1.16
1/2"	1/2	-	H3F-G	3/4 x 14	2.38	1.13	1.25	1.44
3/4"	3/4	-	H3G-F	1/2 x 14	2.22	1.06	1.31	1.52
3/4"	3/4	-	H3G	3/4 x 14	2.22	1.06	1.31	1.52
3/4"	3/4	-	H3G-J	1.11 x 1/2	2.41	1.25	1.56	1.80



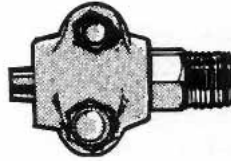
*This dimension represents portion of nipple that is exposed when nipple is inserted in a Parker 20 Series coupler.

ACCESSORIES

Clamp Type Hydraulic Couplings


Reusable Clamp Type Couplings (Complete)

PART NO.	HOSE I.D.	IPT MALE
HYD 604C	3/8"	3/8"
HYD 804C	1/2"	1/2"
HYD 1004C	5/8"	3/4"
HYD 1204C	3/4"	3/4"
HYD 1601C	1"	1"



Reusable Hose Members

PART NO.	HOSE I.D.
HYD 604MC	3/8"
HYD 804MC	1/2"
HYD 1004MC	5/8"
HYD 1204MC	3/4"



Adapter Kit

This Adapter Kit contains sixteen of the most popular types of quality adapters in a colourful counter display box which occupies only 16" x 16" of counter space! The box displays a chart showing the part numbers of each adapter as well as a description to assist your customers in their selection.

PART NO.
HYD HH05

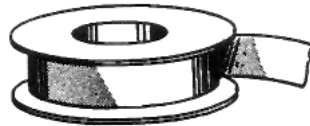
Contains:

PART NO.	QTY	PART NO.	QTY
0107-4X4	5	0507-8X6	5
0107-6X6	20	0507-8X8	5
0107-8X8	20	0507-10X8	5
0107-12X12	5	2107-6X6	10
0202-6X6	5	2107-8X8	10
0202-8X8	5	2107-12X12	2
0207-6X6	5	876MA	5
0207-8X8	5	878MA	5

Teflon Tape

PART NO.	DESCRIPTION
HYD 1102	Single Roll
HYD 1102C	Case of 200 Rolls


Size: 1/2" x 480"



Cut-Off Machine


- Power operated cut-off machine cuts 1/4" I.D. through 1" I.D. hydraulic hose, wire or fabric braid with ease.
- 1 hp 110/220 volt single phase motor.
- Supplied with steel cut off blade.
- Weighs approx. 50 lb.

PART NO.
HYD HH03



Hand Pump

Easy operation hand pump delivers 10,000 psi.



- Length: 22 11/16"
- Width: 3 1/4"
- Height: 4 11/16"
- Port Size: 3/8" NPTF

PART NO.
HYD 82C-OHP

Steel Cut-Off Blade

- Long lasting cut-off blade cuts easily through both wire braid and fabric braid hydraulic hose.
- Blades are 8" diameter high carbon steel.
- Weighs approx 1 lb.

PART NO.
HYD HH04



CRIMPING EQUIPMENT

Karrykrimp Hose Crimper

The Karrykrimp is portable, compact and ruggedly built and gives you everything you need to crimp hoses from 1/4" to 1 1/4". (The Karrykrimp has the same crimping capabilities as the Parkrimp 1, Model 80C-001.)

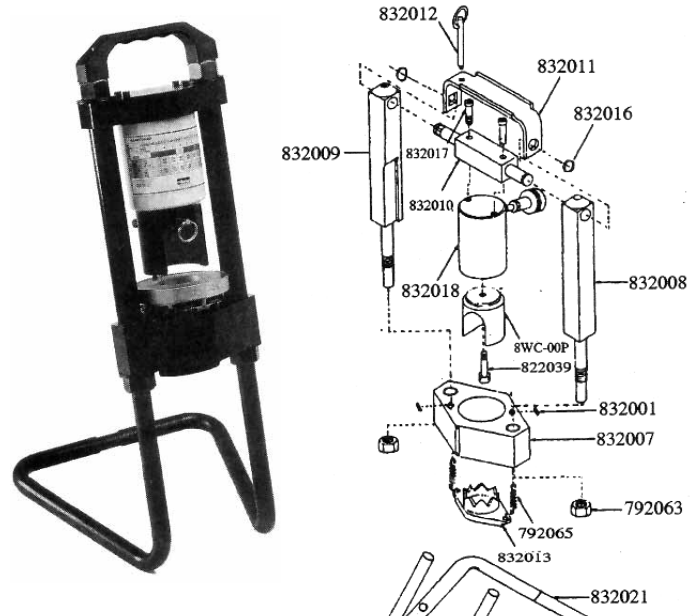
Dimensions: 15" wide, 12" deep, 27" high
 Weight: 50 lbs. without power unit
 Rating: 30 tons force @ 10,000 psi maximum
 Capability: 1 1/4" SAE 100R2 maximum
 Set Up Time: 20 seconds
 Full Cycle Time: 30 seconds with electric pump

PART NO.	
HYD 82C-001	
In one convenient package, the Model 82C-001 includes crimping machine, take-apart stand, hand pump, die rings, connection hose with quick coupling and die sets for 1/4", 3/8", 1/2", 3/4" and 1" hoses. (Die sets for 5/16", 5/8" and 1 1/4" hoses are also available.)	
Includes:	
HYD 82C-061	KarryKrimp Portable Crimper (base unit)
HYD 82C-0HP	Hand pump
HYD 82C-00L	Connection Hose with Quick Coupling
43 Series Dies	
HYD 80C-A04	-4 (1/4") Color Coded Red
HYD 80C-A06	-6 (3/8") Color Coded Yellow
HYD 80C-A08	-8 (1/2") Color Coded Blue
HYD 80C-A12	-12 (3/4") Color Coded Green
HYD 80C-A16	-16 (1") Color Coded Black
HYD 82C-R01	Die Ring Color Coded Silver
HYD 82C-R02	Die Ring Color Coded Black

PART NO.	
HYD 82C-002	
Same as 82C-001 less hand pump	

PART NO.	
HYD 82CE-061	
Includes:	
HYD 82C-061	KarryKrimp Portable Crimper (base unit)
HYD 82C-R01	Die Ring Color Coded Silver
HYD 82C-R02	Die Ring Color Coded Black
HYD 82C-0HP	Hand Pump
HYD 82C-00L	Connection Hose with Quick Coupling
NO Dies	

FOR USE WITH 28, 43, 55, 91N AND 93 SERIES FITTINGS



PART NO.	
HYD 82C-061	
Includes:	
HYD 82C-061	KarryKrimp Portable Crimper (base unit)
HYD 82C-R01	Die Ring Color Coded Silver
HYD 82C-R02	Die Ring Color Coded Black
HYD 82C-00L	Connection Hose with Quick Coupling
NO Pump or Dies	

PART NO.	
HYD 82C-080	
Includes:	
HYD 82C-061	KarryKrimp Portable Crimper (base unit)
NO Dies, Rings, Pump or Connection Hose	

PART NO.	OPTIONAL 28 SERIES DIES
HYD 80C-A05	-5 (5/16") Color Coded Purple
HYD 80C-A10	-10 (5/8") Color Coded Orange
HYD 80C-A20	-20 (1 1/4") Color Coded White
HYD 80C-X06	-6 (5/16") Color Coded Yellow
HYD 80C-X08	-8 (13/32") Color Coded Blue
HYD 80C-X10	-10 (1/2") Color Coded Orange
HYD 80C-X12	-12 (5/8") Color Coded Green
HYD 82C-R02	Die Ring Color Coded Black

CRIMPING EQUIPMENT

Karrykrimp 2 Hose Crimper

Dimensions: 14" wide, 15" deep, 30" high
 Weight: 100 lbs. without power unit
 Rating: 60 tons force @ 10,000 psi max.
 Capability: 1 1/4" SAE 100R1 maximum
 1 1/4" SAE 100R2 maximum
 1" SAE 100R3 maximum
 1 1/4" SAE 100R4 maximum
 1 1/4" SAE 100R9 maximum
 1 1/4" SAE 100R12 maximum
 Set Up Time: 20 seconds



FOR USE WITH 28, 43, 55, 70, 71, 91N AND 93 SERIES FITTINGS

The Karrykrimp 2 is portable, compact and ruggedly built. The KarryKrimp 2 gives you everything you need to crimp hoses from 1/4" to 1 1/4" (through 4 spiral, SAE 100R12).

PART NO.
HYD 85C-061
In one convenient package, the Model 85C-061 includes crimping machine, take-apart stand, die rings, and connection hose with quick coupling. Select the power unit that meets your needs.
Includes:
HYD 85C-080 KarryKrimp 2 Portable Crimper (base unit)
HYD 85C-R01 Die Ring Color Coded Silver
HYD 85C-R02 Die Ring Color Coded Black
HYD 82C-00L Connection hose with Quick Coupling
HYD 832021 Stand (2 pieces)
NO Dies or Pumps


PART NO.
HYD 85C-080
Includes:
HYD 85C-080 KarryKrimp 2 Portable Crimper (base unit)
NO Dies, Die Rings, Stand, Pumps or Connection Hose.

PART NO.	AVAILABLE TOOLING
28 SERIES DIES	
HYD 80C-X06	-6 (5/16") Color Coded Yellow
HYD 80C-X08	-8 (13/32") Color Coded Blue
HYD 80C-X10	-10 (1/2") Color Coded Orange
HYD 80C-X12	-12 (5/8") Color Coded Green
43 SERIES DIES	
HYD 80C-A04	-4 (1/4") Color Coded Red
HYD 80C-A06	-6 (3/8") Color Coded Yellow
HYD 80C-A08	-8 (1/2") Color Coded Blue
HYD 80C-A12	-12 (3/4") Color Coded Green
HYD 80C-A16	-16 (1") Color Coded Black
HYD 80C-A05	-5 (5/16") Color Coded Purple
HYD 80C-A10	-10 (5/8") Color Coded Orange
HYD 80C-A20	-20 (1 1/4") Color Coded White
HYD 85C-R01	Die Ring Color Coded Silver
HYD 85C-R02	Die Ring Color Coded Black
70 AND 71 SERIES DIES (BLACK)	
HYD 83C-D06	-6 (3/8") Color Coded Yellow
HYD 83C-D08	-8 (1/2") Color Coded Blue
HYD 83C-D10	-10 (5/8") Color Coded Orange
HYD 83C-D12	-12 (3/4") Color Coded Green
HYD 83C-D16	-16 (1") Color Coded Black
HYD 83C-D20	-20 (1 1/4") Color Coded White
HYD 85C-R01	Die Ring Color Coded Silver
HYD 85C-R02	Die Ring Color Coded Black

HAND PUMP (FOR USE WITH KARRYKRIMP ONLY)

Easy operation hand pump delivers 10,000 psi.

Length: 22 11/16"
 Width: 3 1/4"
 Height: 4 11/16"
 Port Size: 3/8" NPTF
 Hydraulic Fluid: Enerpac Oil



PART NO.
HYD 82C-0HP

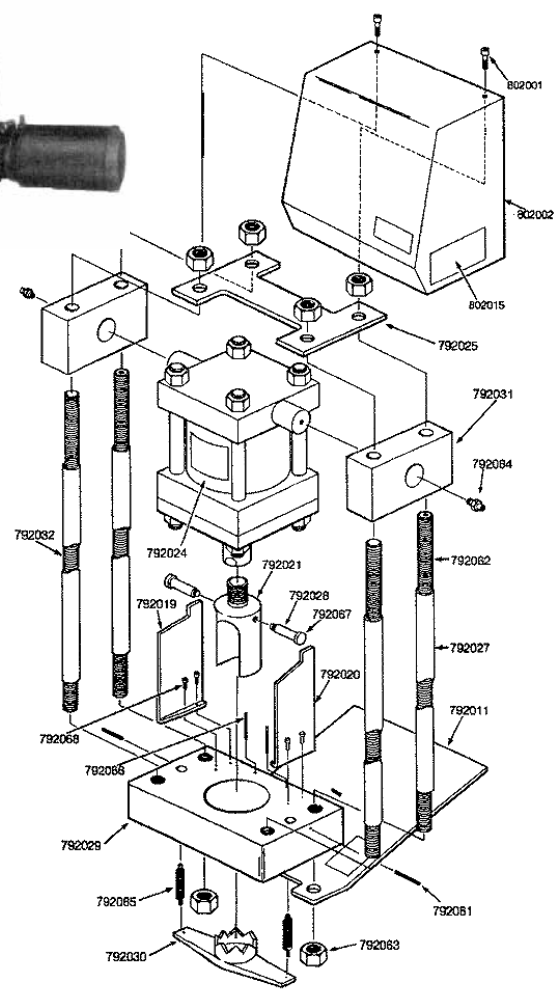
CRIMPING EQUIPMENT

Parkrimp 1 Hose Crimper

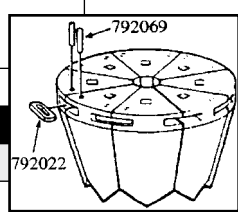
The Parkrimp 1, Model 80C-001, gives you everything you need to crimp hoses from 1/4" to 1 1/4" in one convenient package. It includes crimping machine, electric pump, die rings, die sets for 1/4", 3/8", 1/2", 3/4" and 1" hoses. (Die sets for 5/16", 5/8" and 1 1/4" hoses are available.) All you need to be in business is a small inventory of Parker No-Skive hose and Parker Parkrimp No-Skive fittings.

Dimensions: 26" wide, 19 1/2" deep, 24 1/4" high
 Weight: 275 lbs. with power unit
 Rating: 30 tons force @ 3,000 psi max.
 Capability: 1 1/4" SAE 100R2 max.
 Set Up Time: 20 seconds
 Full Cycle Time: 20 seconds
 Hydraulic Fluid: SAE 30W

FOR USE WITH 28, 43, 55, 91 AND 93 SERIES FITTINGS



PART NO.	
HYD 80C-001	
Includes:	
HYD 80C-080	Parkrimp 1 Crimper
HYD 80C-110	115 volt, 1 phase, 60 hertz power unit
43 Series Dies	
HYD 80C-A04	-4 (1/4") Color Coded Red
HYD 80C-A06	-6 (3/8") Color Coded Yellow
HYD 80C-A08	-8 (1/2") Color Coded Blue
HYD 80C-A12	-12 (3/4") Color Coded Green
HYD 80C-A16	-16 (1") Color Coded Black
HYD 80C-R01	Die Ring Color Coded Silver
HYD 80C-R02	Die Ring Color Coded Black



PART NO.	
HYD 80C-061	
Includes:	
HYD 80C-080	Parkrimp 1 Crimper
HYD 80C-110	115 volt, 1 phase, 60 hertz power unit
HYD 80C-R01	Die Ring Color Coded Silver
HYD 80C-R02	Die Ring Color Coded Black
NO Dies	

PART NO.	
HYD 80C-081	
Includes:	
HYD 80C-080	Parkrimp 1 Crimper
HYD 80C-110	115 volt, 1 phase, 60 hertz power unit
NO Dies & NO Die Rings	


PART NO.	OPTIONAL DIES
43 SERIES DIES	
HYD 80C-A05	-5 (5/16") Color Coded Purple
HYD 80C-A10	-10 (5/8") Color Coded Orange
HYD 80C-A20	-20 (1 1/4") Color Coded White
28 SERIES DIES	
HYD 80C-X06	-6 (5/16") Color Coded Yellow
HYD 80C-X08	-8 (13/32") Color Coded Blue
HYD 80C-X10	-10 (1/2") Color Coded Orange
HYD 80C-X12	-12 (5/8") Color Coded Green
HYD 80C-R02	Die Ring Color Coded Black

CRIMPING EQUIPMENT

Parkrimp 2 Hose Crimper

Only Parker offers a No-Skive system for SAE100R12 and SAE100R13 spiral hose up to 2" in diameter.

FOR USE WITH 28, 43, 70, 71, 73 AND 78 SERIES FITTINGS



Dimensions:	28" wide, 22" deep, 70" high
Weight:	Head - 558 lbs., Base - 284 lbs., Total - 843 lbs.
Rating:	125 tons force @ 5,000 psi max.
Capability:	2" SAE 100R13 (All stainless steel fittings)
Set Up Time:	30 seconds
Full Cycle Time:	30 seconds without adapter bowl 20 seconds with adapter bowl
Hydraulic Oil:	Enerpac Oil

HYD 83C-KDA DIE KIT INCLUDES

43 Series Dies (Silver)

HYD 80C-A04	-4 (1/4")	Color Coded Red
HYD 80C-A06	-6 (3/8")	Color Coded Yellow
HYD 80C-A08	-8 (1/2")	Color Coded Blue
HYD 80C-A12	-12 (3/4")	Color Coded Green
HYD 80C-A16	-16 (1")	Color Coded Black
HYD 80C-A20	-20 (1 1/4")	Color Coded White

71 Series Dies (Black)

HYD 83C-D06	-6 (3/8")	Color Coded Yellow
HYD 83C-D08	-8 (1/2")	Color Coded Blue
HYD 83C-D12	-12 (3/4")	Color Coded Green
HYD 83C-D16	-16 (1")	Color Coded Black
HYD 83C-D20	-20 (1 1/4")	Color Coded White
HYD 83C-D24	-24 (1 1/2")	Color Coded Red
HYD 83C-D32	-32 (2")	Color Coded Green

PART NO.

HYD 83C-001

Includes:

HYD 83C-080	Parkrimp 2 Crimper Head Assembly
HYD 83C-S40	Parkrimp 2 Stand Assembly with 230/460 volt, 3 phase, 50/60 Hz power unit (wired for 230 volt)
HYD 83C-0CB	Adapter Bowl
HYD 83C-R02	Spacer Ring
HYD 83C-KDA	Die Kit

PART NO.

HYD 83C-081

Same as 83C-001 less dies

PART NO.

HYD 83C-002

Includes:

HYD 83C-080	Parkrimp 2 Crimper Head Assembly
HYD 83C-S20	Parkrimp 2 Stand Assembly with 230 volt, 1 phase, 60 Hz power unit
HYD 83C-0CB	Adapter Bowl
HYD 83C-R02	Spacer Ring
HYD 83C-KDA	Die Kit

PART NO.

HYD 83C-082

Same as 83C-002 less dies

OPTIONAL 43 SERIES DIES (SILVER)

HYD 80C-A05	-5 (5/16")	Color Coded Purple
HYD 80C-A10	-10 (5/8")	Color Coded Orange
HYD 83C-A16H	-16 (1")	Color Coded Black
HYD 83C-A20H	-20 (1 1/4")	Color Coded White
HYD 83C-A24	-24 (1 1/2")	Color Coded Red
HYD 83C-A32	-32 (2")	Color Coded Green

OPTIONAL 71 SERIES DIES (BLACK)

HYD 83C-D10	-10 (5/8")	Color Coded Orange
HYD 83C-D16H	-16 (1")	Color Coded Black
HYD 83C-D20H	-20 (1 1/4")	Color Coded White

OPTIONAL 73 AND 78 SERIES DIES (OLIVE DRAB)

HYD 83C-L12	-12 (3/4")	Color Coded Green
HYD 83C-L16	-16 (1")	Color Coded Black
HYD 83C-L20	-20 (1 1/4")	Color Coded White
HYD 83C-L24	-24 (1 1/2")	Color Coded Red
HYD 83C-L32	-32 (2")	Color Coded Green

CRIMPING EQUIPMENT

Superkrimp Hose Crimper



FOR USE WITH 28, 43, 70, 71, 73 AND 78 SERIES FITTINGS

Only Parker offers a No-Skive system for SAE100R12 and SAE100R13 spiral hose.

- Dimensions: 20" wide, 27" deep, 40" high
- Weight: 530 lbs.
- Rating: 70 tons force @ 5,000 psi maximum
- Capability: 2" SAE100R2 (1 1/4" for stainless steel fitting)
1 1/2" SAE100R12 (1 1/4" for stainless steel fittings)
1 1/4" SAE100R13
- Set up time: 20 seconds
- Full cycle time: 20 seconds without adapter bowl
15 seconds with adapter bowl
- Hydraulic Oil: Enerpac Oil

PART NO.
HYD 88C-081
<p>Includes: Superkrimp crimper with 230/460 volt, 3 phase, 50/60 Hz power unit wired for 230 volts.</p> <p>HYD 83C-0CB Adapter Bowl HYD 83C-R02 Spacer Ring</p> <p>*NO Dies - Order seperately from list below</p>

PART NO.
HYD 88C-082
<p>Includes: Superkrimp crimper with 115/230 volt, 1 phase, 60 Hz power unit wired for 230 volts.</p> <p>HYD 83C-0CB Adapter Bowl HYD 83C-R02 Spacer Ring</p> <p>*NO Dies - Order seperately from list below</p>

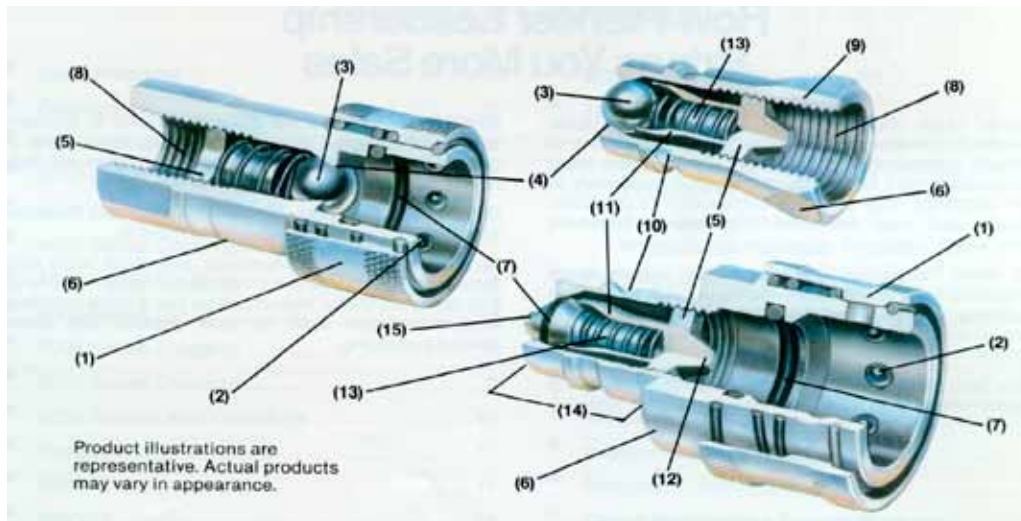
PART NO.
HYD 88C-KDA
<p>Die Kit includes: 43 Series -4, -6, -8, -12, -16, and -20 dies and 70/71 Series -6, -8, -12, -16, -20 and -24 dies ONLY.</p>

HYD 83C-KDA DIE KIT INCLUDES		
43 Series Dies (Silver)		
HYD 80C-A04	-4 (1/4")	Color Coded Red
HYD 80C-A06	-6 (3/8")	Color Coded Yellow
HYD 80C-A08	-8 (1/2")	Color Coded Blue
HYD 80C-A10	-10 (5/8")	Color Coded Orange
HYD 80C-A12	-12 (3/4")	Color Coded Green
HYD 80C-A16	-16 (1")	Color Coded Black
HYD 80C-A16H	-16 (1")	Color Coded Black
HYD 80C-A20	-20 (1 1/4")	Color Coded White
HYD 80C-A20H	-20 (1 1/4")	Color Coded White
HYD 80C-A24	-24 (1 1/2")	Color Coded Red
HYD 80C-A32	-32 (2")	Color Coded Green
71 Series Dies (Black)		
HYD 83C-D06	-6 (3/8")	Color Coded Yellow
HYD 83C-D08	-8 (1/2")	Color Coded Blue
HYD 83C-D10	-10 (5/8")	Color Coded Orange
HYD 83C-D12	-12 (3/4")	Color Coded Green
HYD 83C-D16	-16 (1")	Color Coded Black
HYD 83C-D16H	-16 (1")	Color Coded Black
HYD 83C-D20	-20 (1 1/4")	Color Coded White
HYD 83C-D20H	-20 (1 1/4")	Color Coded White
HYD 83C-D24	-24 (1 1/2")	Color Coded Red

OPTIONAL 73 AND 78 SERIES DIES (OLIVE DRAB)		
HYD 83C-L12	-12 (3/4")	Color Coded Green
HYD 83C-L16	-16 (1")	Color Coded Black
HYD 83C-L20	-20 (1 1/4")	Color Coded White

PIONEER PRODUCTS

Pioneer Product Features



1. **Sleeve.** Acts as a spring-loaded "locking" latch. Hardened to resist damage from rough handling and the brinelling effects of locking balls under pressure.
2. **Locking Balls.** Steel balls serve as a reliable and durable locking mechanism while allowing coupling halves to swivel and align, easily.
3. **Ball Valve.** For a reliable sealing surface, Pioneer uses precision chrome alloy steel balls round within 0.000025 inch.
4. **Valve Seat.** "Coining" (matching one seating surface to another) provides a fluid-tight metal seal between each half of the coupling.
5. **Retainer.** In connected couplings, this retainer acts as the valving stop. Precisely located to insure uniform valve opening.
6. **Finish.** All exposed surfaces are zinc plated and have a chromate finish to resist corrosion.
7. **O-Ring Seals.** Nitrile, or "Buna-N" O-rings, standard in most Pioneer couplings, are the workhorse of seal elastomers. Pioneer chooses this material for its excellent resistance to petroleum products and its wide working temperature range: -40° to +200°F.
8. **Threads.** Most Pioneer couplings and male tips are available with either female pipe (NPTF) or O-ring straight boss (SAE) threads, machined to exacting standards.
9. **Tip Material.** Pioneer machines all of its ball valved male tips from high carbon "cold drawn" steel bar stock, then heat treats them for added strength and hardness.
10. **Locking Ball Grooves.** Induction hardening resists wear and brinelling.
11. **Valve Shield.** Protects valving from high velocity flow which prevents flow checking in the Connected position.
12. **Valve Actuator.** Assures that the valve in a connected male tip remains in the Open position, to prevent flow checking.
13. **Positive Valve Stop.** Allows valve to open only to the Flush position, for maximum oil flow. Also prevents flow checking in the female body.
14. **Adapter End Configurations.** Pioneer offers all popular design combinations needed for complete interchangeability between various tractors and implement coupling halves. Pioneer engineers its adapters for leak-tight interface between coupling halves of varied designs without loss of system performance.
15. **Adapter Valves.** Five of Pioneer's adapters have a spring-loaded poppet style valve that will function properly with all ball valve or poppet couplings. The remaining Pioneer adapters are of the standard spring-loaded ball valve design.

Most all Pioneer products are designed for use with petroleum based hydraulic fluids.

PIONEER HYDRAULIC QUICK DISCONNECT COUPLINGS

The broadest line available, specifically designed for use in the agricultural market.

3000 Series


Threaded sleeve locking mechanism designed for extreme high pressure applications. Spring loaded, hard chrome alloy balls ensure positive valving and seating.



COMPLETE COUPLING			FEMALE BODY						MALE TIP			COUPLER O-RING REPLACEMENT	
PART NO.	THREAD SIZE	RATED PRESSURE	PART NO.	BODY SIZE	HEX SIZE	SLEEVE DIA.	CLAMP TO USE	DUST PLUG	PART NO.	ACROSS FLATS	DUST CAP	BODY SIZE	REPLACEMENT PART NO.
HYD 3000-2	1/4" NPTF	10,000 psig	HYD 3050-2	1/4"	13/16"	1 1/8"	-	3005-2	HYD 3010-2	3/4"	3009-2	1/4"	QRB-114
HYD 3000-3	3/8" NPTF	10,000 psig	HYD 3050-3	3/8"	1"	1 3/8"	-	3005-3	HYD 3010-3	15/16"	3009-3	3/8"	QRC-210

4000 Series


Dependable, economical, general purpose coupling. Connects when system is not operating or when system pressure has been relieved.



COMPLETE COUPLING			FEMALE BODY						MALE TIP			COUPLER O-RING REPLACEMENT	
PART NO.	THREAD SIZE (")	RATED PRESSURE	PART NO.	BODY SIZE	ACROSS FLATS	SLEEVE DIA.	CLAMP TO USE	DUST PLUG	PART NO.	HEX SIZE	DUST CAP	BODY SIZE	REPLACEMENT PART NO.
HYD 4000-2	1/4 NPTF	3,000 psig	HYD 4050-2	1/4"	3/4"	1 1/16"	N/A	5205-2M	HYD 4010-2	3/4"	5209-2M	1/4"	2-113(N0552-90)
HYD 4000-2P	1/4 NPTF	3,000 psig	HYD 4050-2P	1/4"	3/4"	1 1/16"	N/A	5205-2M	HYD 4010-2P	3/4"	5209-2M	1/4"	2-113(N0552-90)
HYD 4000-3	3/8 NPTF	3,000 psig	HYD 4050-3	3/8"	15/16"	1 5/16"	NA	5205-3	HYD 4010-3	15/16"	5209-3	3/8"	2-116(N0552-90)
HYD 4000-4	1/2 NPTF	3,000 psig	HYD 4050-4	1/2"	1 1/16"	1 1/2"	5006-4	5205-4M	HYD 8010-4	1 1/16"	5209-4M	1/2"	2-211(N0552-90)
HYD 4000-5	3/4 NPTF	3,000 psig	HYD 4050-5	1/2"	1 1/8"	1 1/2"	5006-4	5205-4M	HYD 8010-5	1 1/4"	5209-6	1/2"	2-211(N0552-90)
HYD 4000-15	1/4-16 ORB	3,000 psig	HYD 4050-15	1/2"	1 1/16"	1 1/2"	5006-4	5205-4M	HYD 8010-15	1 1/16"	5209-4M	1/2"	2-211(N0552-90)
HYD 4000-16	7/8-14 ORB	3,000 psig	HYD 4050-16	1/2"	1 1/16"	1 1/2"	5006-4	5205-4M	HYD 8010-16	1 1/16"	5209-4M	1/2"	2-211(N0552-90)
HYD 4100-5	3/4 NPTF	2,500 psig	HYD 4150-5	3/4"	1 3/8"	1 7/8"	N/A	5205-5	HYD 4110-5	1 1/4"	5209-5	3/4"	-
HYD 4000-6P	1 NPTF	2,500 psig	HYD 4050-6P	1"	1 5/8"	2 1/16"	N/A	5205-6	HYD 4010-6P	1 5/8"	5209-6	1"	2-218(N0552-90)
HYD 4000-7P	1 1/4 NPTF	1,000 psig	HYD 4050-7P	1 1/2"	2 9/16"	3"	N/A	N/A	HYD 4010-7P	2 9/16"	N/A	1 1/2"	-
HYD 4000-8P	1 1/2 NPTF	1,000 psig	HYD 4050-8P	1 1/2"	2 9/16"	3"	N/A	N/A	HYD 4010-8P	2 9/16"	N/A	1 1/2"	-

4200 Series

Same features as the 4000 Series, but with a double-acting sleeve for one-handed connection when female body is clamp-mounted.



COMPLETE COUPLING			FEMALE BODY						MALE TIP			COUPLER O-RING REPLACEMENT	
PART NO.	THREAD SIZE (")	RATED PRESSURE	PART NO.	BODY SIZE	ACROSS FLATS	SLEEVE DIA.	CLAMP TO USE	DUST PLUG	PART NO.	HEX SIZE	DUST CAP	BODY SIZE	REPLACEMENT PART NO.
HYD 4200-3P	3/8 NPTF	3,000 psig	HYD 4250-3P	3/8"	13/16"	1 5/16"	N/A	5205-3	HYD 4010-3P	1 1/16"	5209-3	3/8"	2-216(N0552-90)
HYD 4200-4	1/2 NPTF	3,000 psig	HYD 4250-4	1/2"	15/16"	1 1/2"	5006-4	5205-4M	HYD 8010-4	1 1/16"	5209-4M	1/2"	2-211(N0552-90)
HYD 4200-15	3/4-16 ORB	3,000 psig	HYD 4250-15	1/2"	15/16"	1 1/2"	5006-4	5205-4M	HYD 8010-15	1 1/16"	5209-4M	1/2"	2-211(N0552-90)

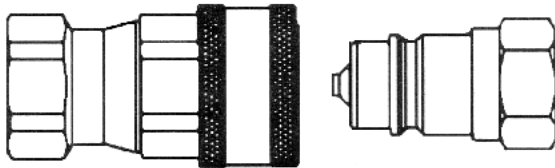
PIONEER HYDRAULIC QUICK DISCONNECT COUPLINGS

6600 Series

Double shut-off design makes Pioneer 6600 Series couplings ideal for hydraulic applications where frequent connections and disconnections are required. Equipment changes can be accomplished in seconds, increasing production and maintenance efficiency.

Pioneer 6600 Series couplings are **used in a wide range of hydraulic applications** for agricultural equipment. They can be found anywhere the fluid transfer lines need to be connected and disconnected for smooth operation or maintenance of farm equipment.

Rugged construction makes the 6600 Series a good choice for applications including: header connections on combines, snow plows, front-end loaders, skid steers, implement connections and other agricultural/implement applications.



Positive valve stop. The solid metal perch maintains valve alignment and prevents flow checking. Valves stay open fully during high pressure fluid surges.

Captive valve seal assures "bubble-tight" poppet sealing. The valve seal is positively captured by the metal poppet to minimize seal washout or damage from high velocity fluid.

Case hardened sleeves, induction hardened nipples, and barstock steel construction throughout add extra durability and make 6600 Series couplings resistant to damage from brinelling and hydraulic or mechanical shock.

High pressure seals in couplers (female half) feature Teflon back-up rings. These rings support the mating seals and help stop seal extrusion in higher pressure applications. 6600 Series couplings offer Nitrile seals as standard. Other seal materials are available.

Durable ball-locking mechanism ensures a reliable connection every time. A large number of locking balls distribute the work load evenly while providing alignment and swiveling action to reduce hose torque and prolong hose life.


Female pipe and straight thread (ORB) end configurations available as standard from stock. Pioneer 6600 Series couplings meet the dimensional requirements of Series A in ISO 7241-1 "Hydraulic fluid power quick action couplings - Part 1 dimensions and requirements." Body and nipple are interchangeable with the Aeroquip FD56 (5600) Series.

FEMALE BODY								MALE TIP					COUPLER O-RING REPLACEMENT	
PART NO.	THREAD SIZE	RATED PRESSURE	BODY SIZE	ACROSS FLATS	SLEEVE DIA.	OVERALL LENGTH	DUST PLUG	PART NO.	ACROSS FLATS	EXPOSED LENGTH	OVERALL LENGTH	DUST CAP	BODY SIZE	REPLACEMENT PART NO.
HYD 6601-2X4	1/8-27 NPTF	5000 psig	1/4"	7/8"	1 1/16"	1 27/32"	6659-4	HYD 6602-2X4	9/16"	45/64"	1 11/32"	6657-4	1/4"	2-112 (N0674-70)
HYD 6601-4X4	1/4-18 NPTF	5000 psig	1/4"	7/8"	1 1/16"	1 27/32"	6659-4	HYD 6602-4X4	3/4"	3/4"	1 11/32"	6657-4	1/4"	2-112 (N0674-70)
HYD 6601-6X6	3/8-18 NPTF	4000 psig	3/8"	1 1/16"	1 1/4"	2 7/64"	6659-6	HYD 6602-6X6	7/8"	45/64"	1 9/16"	6657-6	3/8"	2-115 (N0674-70)
HYD 6608-6X6	9/16-18 ORB	4000 psig	3/8"	1 1/16"	1 1/4"	2 11/64"	6659-6	HYD 6610-6X6	7/8"	45/64"	1 5/8"	6657-6	3/8"	2-115 (N0674-70)
HYD 6601-8X10	1/2-14 NPTF	4000 psig	1/2"	1 1/4"	1 1/2"	2 3/4"	6659-10	HYD 6602-8X10	1 1/16"	1 3/64"	2 5/64"	6657-10	1/2"	2-211 (N0674-70)
HYD 6601-12X10	3/4-14 NPTF	4000 psig	1/2"	1 3/8"	1 1/2"	2 7/8"	6659-10	HYD 6602-12X10	1 3/8"	1 3/16"	2 13/64"	6657-10	1/2"	2-211 (N0674-70)
HYD 6608-8X10	3/4-16 ORB	4000 psig	1/2"	1 1/4"	1 1/2"	2 3/4"	6659-10	HYD 6610-8X10	1 1/16"	1 3/64"	2 1/16"	6657-10	1/2"	2-211 (N0674-70)
HYD 6068-10X10	7/8-14 ORB	4000 psig	1/2"	1 1/4"	1 1/2"	2 3/4"	6659-10	HYD 6610-10X10	1 1/8"	1 3/32"	2 7/64"	6657-10	1/2"	2-211 (N0674-70)
HYD 6608-12X10	1 1/16-12 ORB	4000 psig	1/2"	1 3/8"	1 1/2"	3	6659-10	HYD 6610-12X10	1 3/8"	1 5/16"	2 21/64"	6657-10	1/2"	2-211 (N0674-70)
HYD 6601-12X12	3/4-14 NPTF	4000 psig	3/4"	1 5/8"	1 7/8"	3 11/32"	6659-12	HYD 6602-12X12	1 3/8"	1 3/16"	2 37/64"	6657-12	3/4"	2-123 (N1000-70)
HYD 6608-12X12	1 1/16-16 ORB	4000 psig	3/4"	1 5/8"	1 7/8"	3 11/32"	6659-12	HYD 6610-12X12	1 3/8"	1 3/16"	2 37/64"	6657-12	3/4"	2-123 (N1000-70)
HYD 6601-16X16	1-11 1/2 NPTF	4000 psig	1"	1 7/8"	2 1/8"	4 3/32"	6659-16	HYD 6602-16X16	1 5/8"	1 29/64"	3 7/64"	6657-16	1"	2-126 (N0674-70)
HYD 6608-16X16	1 5/16-12 ORB	4000 psig	1"	1 7/8"	2 1/8"	4 3/32"	6659-16	HYD 6610-16X16	1 5/8"	1 29/64"	3 7/64"	6657-12	1"	2-126 (N0674-70)

PIONEER HYDRAULIC QUICK DISCONNECT COUPLINGS

8200 Series

Double-acting sleeve permits easy, one-handed connection to a clamp-mounted female body. Patented features of the 8200 permit connection of the female body to the male tip, while either or both are under pressure. Valves in both halves remain closed, opening only when system pressure has been relieved on the female body and then reapplied. Pioneer 8200 Series couplings may be used with either an open center or a closed center hydraulic system that has a control valve. Accepts any tip that meets industry standards. (NOTE: It is recommended that the 8200 Series female body be used only with the 8010 Series male tips.)



COMPLETE COUPLING			FEMALE BODY						MALE TIP			COUPLER O-RING REPLACEMENT	
PART NO.	THREAD SIZE	RATED PRESSURE	PART NO.	BODY SIZE	ACROSS FLATS	SLEEVE DIA.	CLAMP TO USE	DUST CAP	PART NO.	HEX SIZE	DUST CAP	BODY SIZE	REPLACEMENT PART NO.
HYD 8200-4	1/2 NPTF	3000 psig	HYD 8250-4	1/2"	15/16"	1 1/2"	5006-4	5205-4M	HYD 8010-4	1 1/16"	5209-4M	1/2"	50005-211-0202
HYD 8200-16	7/8-14 ORB	3000 psig	HYD 8250-16	1/2"	15/16"	1 1/2"	5006-4	5205-4M	HYD 8010-16	1 1/16"	5209-4M	1/2"	50005-211-0202

8010 SERIES UNIVERSAL MALE TIP

The standard male tip of the agricultural industry, developed and proven by Pioneer in over 40 years of farm service.

Has rugged, reliable ball valve and induction-hardened locking ball groove to prevent brinelling and prolong life. Shielded valve plus valve stop eliminates flow checking when used with connect-under-pressure type female bodies. Tapered hex design makes identification easy after years of use.

PART NO.	THREAD SIZE	RATED PRESSURE	HEX SIZE	DUST CAP
HYD 8010-4MB	1/2" NPTF	3000 psig	1 1/16"	HYD 5209-4M
HYD 8010-4PMB	1/2" NPTF	3000 psig	1 1/16"	HYD 5209-4M
HYD 8010-5	3/4" NPTF	3000 psig	1 1/4"	HYD 5209-4M
HYD 8010-15	3/4"-16; O-Ring Boss	3000 psig	1 1/16"	HYD 5209-4M
HYD 8010-16	7/8"-14; O-Ring Boss	3000 psig	1 1/16"	HYD 5209-4M

Note: Above tips will fit all 1/2" female halves.

MALE TIP STANDARDIZATION

8010 Series male tips meet ASAE #S366, SAE #J1036, and ISO #5675 standard requirements. These engineering societies have established the following specifications for agricultural male tips:



Physical Dimensions. Critical dimensions are to be specified:

- 1) From the nose of the tip to the locking ball groove.
- 2) From the locking ball groove to the shoulder where the hex begins.
- 3) Diameter of the nose portion.
- 4) Valve location in both open and closed position.

Valve Spring Force. The force required to push the valve to the flush position is not to exceed 10 lbs.

Maximum Pressure Drop. The pressure drop at a flow of 16 GPM is not to exceed 25 psi.

Rated Working and Burst Pressure. The rated working pressure must be a minimum of 3000 psi. The burst pressure must be a minimum of 10,800 psi.



All standards are established around male tips. Female bodies should be designed to accept an industry standard male tip. All Pioneer female bodies having 1/2" body size designed for agricultural use will accept such a standard male tip.

PIONEER POPPET STYLE QUICK COUPLINGS

8010 Series Nipples

PART NO.	BODY SIZE	THREAD SIZE
HYD 4010-2P	1/4"	1/4" NPTF
HYD 4010-3P	3/8"	3/8" NPTF
HYD 8010-4PMB	1/2"	1/2" NPTF
HYD 8010-15P	1/2"	3/4" - 16 ORB
HYD 8010-16P	1/2"	7/8" - 14 ORB
HYD 8010-29PBSPP	1/2"	1/2" - 14 BSPP
HYD 4010-6P	1"	1" NPTF

4050 Series Single Acting Sleeve Couplers


PART NO.	BODY SIZE	THREAD SIZE
HYD 4050-2P	1/4"	1/4" NPTF
HYD 4050-4PMB	1/2"	1/2" NPTF
HYD 4050-15P	1/2"	3/4" - 16 ORB
HYD 4050-16P	1/2"	7/8" - 14 ORB
HYD 4050-29PBSPP	1/2"	1/2" - 14 BSPP
HYD 4050-6P	1"	1" NPTF

4250 Series Double Acting Sleeve Couplers

PART NO.	BODY SIZE	THREAD SIZE
HYD 4250-3P	3/8"	3/8" NPTF
HYD 4250-4P	1/2"	1/2" NPTF
HYD 4250-15P	1/2"	3/4" - 16 ORB

Complete Couplings

PART NO.	BODY SIZE	THREAD SIZE
HYD 4000-2P	1/4"	1/4" NPTF
HYD 4000-4PMB	1/2"	1/2" NPTF
HYD 4000-15P	1/2"	3/4" - 16 ORB
HYD 4000-16P	1/2"	7/8" - 14 ORB
HYD 4000-6P	1"	1" NPTF
HYD 4200-3P	3/8"	3/8" NPTF
HYD 4200-4PMB	1/2"	1/2" NPTF
HYD 4200-15P	1/2"	3/4" - 16 ORB



Poppet style valved couplings are ideal for applications where "bubble tight sealing" is desired on a tractor or farm implement to prevent uncoupled leakage of hydraulic fluids.

FEATURES:

- Poppet valving on both male and female halves.
- 8010 series poppet male tips meet ASAE #S366, SAE #J1036, and ISO #5675 standard requirements.
- **Steel construction** with zinc and yellow chromate finish to help prevent corrosion.
- Buna-N Nitrile seals.

SPECIFICATIONS:

- 1/4" - 1" body sizes - interchangeable with standard Pioneer 4000 and 4200 Series ball valve couplings.
- **Operating pressure: 3000 psi.**

TYPICAL APPLICATIONS:

- Agricultural tractors or various hydraulic-operated implements where uncoupled oil leakage is not acceptable.

**STOP HYDRAULIC
LEAKAGE WITH
POPPET STYLE
QUICK COUPLINGS!**

8450 SERIES RIGID MOUNT COUPLING

Farmers can now upgrade their existing tractor couplings with Pioneer 8450 Series.

Easy push/pull connection and disconnection under system pressure...with breakaway feature.

An enclosed outer housing that allows all connecting motion to be internal thereby preventing dust and dirt build up around sleeve mechanism for ease of operation.

This coupling can be mounted directly to a valve or rigid tubing eliminating hose assemblies saving you cost and space behind your tractor.

This coupling will accept either the Pioneer 8010-4 or 8010-4P type ISO Male Tip.

Installation is simple and fast. Takes only minutes!



PART NO.	THREAD SIZE	BODY SIZE
HYD 8450-16M	7/8 - 14 Male ORB	1/2"
HYD 8450-16	7/8 - 14 Female ORB	1/2"

Accessories

AUTOMATIC DUST CAP	
PART NO.	DESCRIPTION
HYD 8407-4	Steel cap support, brass hose fitting, synthetic rubber cap

STANDARD DUST CAP	
PART NO.	DESCRIPTION
HYD 8405-4	Synthetic rubber

DOUBLE BREAK AWAY CLAMP	
PART NO.	DESCRIPTION
HYD 5006-4	Heavy duty metal stamping

SPECIFICATIONS

Body.....Steel
Housing seal..... Synthetic Rubber
Rated Pressure.....3000 psi
Rated Flow.....33 gpm
Pressure Drop.....242 psid max at 33 gpm
Spillage Per Disconnect.....2.5 ml at 0 psi
8.0 ml at 3000 psi
Connect Force.....70 lbs. max at 0 psi
100 lbs. max at 3000 psi
Disconnect Force.....40 lbs. max at 0 psi
165 lbs. max at 3000 psi

QUICK COUPLING DISPLAY RACK

This Gravity Feed Shelf Display is designed to hold (12) twelve of our most popular quick couplings. This heavy duty wire rack promotes high volume products for quick turnover, maximizes profits with self service and increases sales through customer awareness and convenience.

This display serves the dual purpose of effectively merchandising the product with minimal amount of space and visually explains the product to ensure proper application.

The dimensions of the display is 22"L x 14"W x 10"H and is specifically treated with a semi-gloss black powder finish for long life.

PART NO.
HYD K-404

Holds the following products:

Part No.	Qty.	Part No.	Qty.	Part No.	Qty.
8010-4	24	4250-4	8	5060-4	12
8250-4	8	5060-15	12	4070-4	8
5090-4	12	4060-4	8	5070-4	12
4065-4	7	4050-4	8	4065-4L	7



LEVER COUPLINGS - 9250 Series Zero Pressure Connection Coupler

The 9250 Series Coupler allows you to:

- Always connect or disconnect at "zero pressure" even with pressurized lines.
- Positively lock the valves in the open position.
- Accept any male tip that meets the industry standard (Pioneer 8010).
- Color-coded levers to identify raise and lower lines.
- Easily connect or disconnect with one hand (clamp mounted).
- Minimize spillage.
- Eliminate spraying.
- No back flow-checking.
- Patented design.

Standard equipment on these tractor manufacturers:

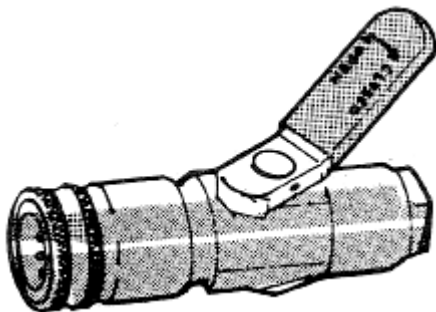
Allis Chalmers	Case/Steiger
AGCO	Ford/Versatile
Lamborghini	White Farm
Long	Zetor
Belarus	

PART NO.	THREAD SIZE	DESCRIPTION	RATED PRESSURE	BODY SIZE	ACROSS FLATS	SLEEVE DIA.	CLAMP	DUST COVER OR PLUG
HYD 9250-4*	1/2 NPTF	Female Body	3000 psig	1/2"	1 3/8"	1 1/2"	9006-4	9507-4-1
HYD 9250-16*	7/8 - 14 ORB	Female Body	3000 psig	1/2"	1 3/8"	1 1/2"	9006-4	9507-4-1
HYD 9500-4	1/2 NPTF	Kit	3000 psig	1/2"	1 3/8"	1 1/2"	9006-4	9507-4-1H
HYD 9500-16	7/8 - 14 ORB	Kit	3000 psig	1/2"	1 3/8"	1 1/2"	9006-4	9507-4-1H

* Add Suffix "R" for right hand (red) and "L" for left hand (yellow).

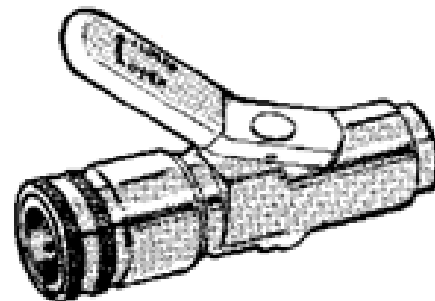
"Open" Position

By turning the rugged, color-coded lever to "Open" you lock open the valves in both the female body and the male tip, so they are unaffected by rapid variations in fluid flow. But, inadvertently turning the lever to "Open" without a male tip in place will not result in oil flow. 9250 Series design prevents that. Valves will close automatically in case of breakaway.



"Closed" Position

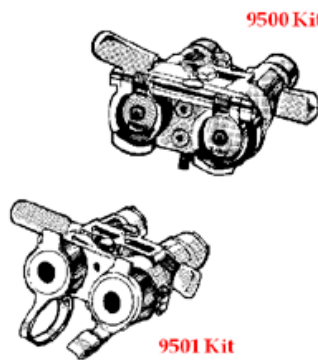
In the "Closed" position the 9250 shuts off oil flow at the remote outlet. This allows for easy, sprayless, zero-pressure connecting or disconnecting and for additional safety when working on an implement. Levers are color-coded to identify Raise and Lower lines.



OPTIONAL PART NO.	DESCRIPTION
HYD 92807-4	Red lever cover
HYD 92806-4	Yellow lever cover
HYD 2-123N0674-70	O-rings (inner face seals)

PIONEER QUICK COUPLING KITS

PART NO.	DESCRIPTION	CONTAINS
HYD 8500-4	Contains 8200 Series couplings and accessories. For connections having pressure on either tractor side or implement lines, or both.	<ul style="list-style-type: none"> • (2) 8250-4 female bodies • (2) 8010-4 male tips • (1) 5006-4 clamp • (2) 5209-4M dust caps • (2) 5205-4M dust plugs
HYD 9500-4	Contains 9250 Series couplings and accessories. For connect and disconnect at zero pressure, even with pressurized lines.	<ul style="list-style-type: none"> • (2) 9250 female bodies • (1) 9507-4-1H automatic dust cover • (1) 9006-4 double breakaway clamp
HYD 9501-4	Contains 9500 Series couplings and accessories. For connect and disconnect at zero pressure, even with pressurized lines.	<ul style="list-style-type: none"> • (2) 9250 female bodies • (2) 9507-4-1 rubber dust plug • (1) 9006-4 double breakaway clamp



PIONEER UPGRADE KITS

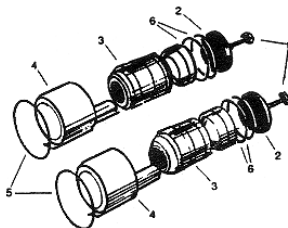
8700 Series ISO Conversion

Upgrade your **International Harvester** tractors (models 1971-1983) to accept ISO male tips.


- Converts lever style tractors to accept ISO interchange male tips.
- Easy push/pull connect and disconnection.
- Reduced pressure drop - longer system life.
- Simple, fast installation.
- Patented dust cap keeps dust and dirt out.

8700 Series Conversion Kits Contain:

Item	Qty.
1. Cap Screw	2
2. Washers	2
3. Cartridge Body Assy.	2
4. Dust Cap	2
5. Snap Rings	2
6. Square Cut Seals	4
7. Instructions Sheet	1



PART NO.
HYD 8700



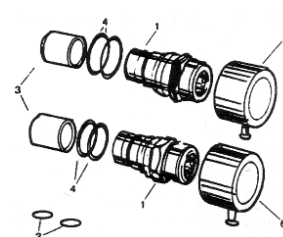
8900 Series Upgrade Kit

Pioneer 8900 Series Ford upgrade kits fit **TW Series II Ford Tractors** (1985 to present) plus Models 5610, 6610, 7610, 7710, 8000.


- Eliminates lever - smooth push/pull connect and disconnection.
- Promotes longer system life.
- Provides Universal ISO male tip interchange.
- Simple, fast installation.
- Costs less.

8900 Series Upgrade Kits Contain:



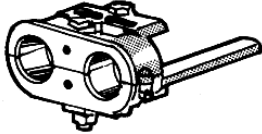
Item	Qty.
1. Cartridge Body Assy.	2
2. Casting Seal	2
3. Lever Stop Plug	2
4. Cartridge Body Seals	4
5. Upper Automatic Dust Cap Assembly	1
6. Lower Automatic Dust Cap Assembly	1
7. Drain Plug*	1
8. Instruction Sheet	1



PART NO.
HYD 8900



PIONEER ACCESSORIES

PART NO.		DESCRIPTION	PICTURE
HYD 5001-4*	Single Breakaway Clamp	Designed to be used with all couplings that have 1 1/2" diameter sleeves	
HYD 5006-4*	Double Breakaway Clamp	Designed to be used with all couplings that have 1 1/2" diameter sleeves	
HYD 8006-4	Heavy Duty Double Breakaway Clamp	For use with 8250 style bodies	n/a
HYD 9006-4	Double Breakaway Clamp	Designed for use with 9250 lever coupler. Steel bar with heavy duty diecast yoke	
HYD R4052-6P	Repair Kit	For 4050-6P female body or 4010-6P male tip. Note: Does not include O-Ring for 4050-6P.	n/a

*All 5000 series clamps have yokes and braces made of heavy duty metal stamping.

HOW PIONEER LEADERSHIP BRINGS YOU MORE SALES...

Pioneer Quick Couplings are a product of **Parker-Hannifin Corporation**, one of the largest manufacturers of hydraulic components in the world. Made in the most sophisticated plant in the industry devoted exclusively to quick couplings, they offer that combination of **precision, reliability** and **price** that your more experience customers wisely select.




The name **Pioneer** on a quick coupling means every component really is **Pioneer** - from raw stock to finished machining to final assembly. Such integration means more control over what we supply, and how fast we can supply it.

In the farm market, **Pioneer** is the oldest quick coupling supplier - more than 40 years. Also the largest, with the broadest product line. As a result, **Pioneer** is standard equipment on most farm tractors. And some have licensed **Pioneer**, alone, to make quick couplings within their private patents.

But, beyond supplying you with the best and broadest line, **Pioneer** believes in helping you move it. Nobody offers you a more complete in-store package, such as shelf displays and salesminded packaging.














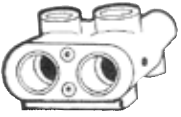


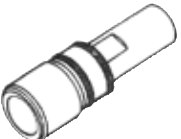



As a result of years of promotion, just about every customer or prospect you talk to knows our name - and what that name stands for - Precision, Reliability, Price.

ORIGINAL EQUIPMENT PIONEER PRODUCTS

MAKE	PART NO.	DESCRIPTION	OEM PART NO.	THREAD SIZE	RATED PRES-SURE	USE	PICTURE
Allis Chalmers	HYD SM-502-8FP	Old Style Male Tip - replaces 4610-4	247336	1/2 NPTF	3000 psig	Connects with Allis Chalmers 255018 and similar female bodies. Has positive sealing poppet valve. Case hardened for wear resistance, zinc plated for corrosion protection.	
J I Case	HYD 5080-4MB	Old Style Male Tip	A160884	1/2 NPTF	3000 psig	Connects with J I Case A28542 and similar female bodies. Has positive sealing poppet valve and shielded valve retainer to prevent flow checking. Case hardened and zinc plated for long service.	
Ford	HYD 5090-4MB	Male Tip	D-3NN-B964A	1/2 NPTF	3000 psig	Connects with Ford and similar female bodies. Has positive sealing poppet valve.	
John Deere*	HYD 5060-4MB	Male Tip	RE-11447	1/2 NPTF	3000 psig	Fits John Deere AR47331 sleeve-type female bodies. Has durable chrome alloy precision ball valve. Induction hardened at the locking groove to minimize brinelling and zinc plated for corrosion protection.	
	HYD 5060-15MB	Male Tip	AR30210 (old) AR93819 (new)	3/4-16 ORB	3000 psig	Also fits John Deere AR47331 (see 5060-4), but has 3/4-16 O-ring boss thread.	
	HYD 4056-4MB	Female Body	n/a	1/2 NPTF	3000 psig	Connects with John Deere AR30210 and Pioneer 5060-4 male tips. Interchange for John Deere AR47331 female body. Has a single-acting sleeve and will connect only after trapped pressure has been released.	
	HYD 4056-15MB	Female Body	AR47331 (old) RE15361 (new)	3/4-16 ORB	3000 psig	Connects with John Deere AR30210 and Pioneer 5060-15 male tips. interchange for John Deere AR47331 female body. Has single-acting sleeve.	
International Harvester	HYD 4057-4MB	Female Body	544787R1	1/2 NPTF	3000 psig	Connects with IH 544787R91 and Pioneer 5070-4 male tips. Interchange for IH 544788R1 female body. Has single-acting sleeve; trapped pressure must be released to make connection. Precision ball-check valving. Zinc-plated.	
	HYD 4057-16MB	Female Body				Also connects with IH 544787R91 (see 4057-4), but has 7/8-14 O-ring boss thread.	
	HYD 5070-4MB	Male Tip	1272770	1/2 NPTF	3000 psig	Fits IH 544788R1 and Pioneer 4057-4 female bodies. Precision ball-check valving. Heat treated and zinc plated for resistance to wear and corrosion.	
	HYD 5070-16MB	Male Tip	544787R91	7/8-14 ORB	3000 psig	Also fits IH 544788R1 (see 5070-4), but has 7/8-14 O-ring boss thread.	
	HYD 5077-4MB	Male Tip	395151R1	1/2 NPTF	3000 psig	Fits IH 395150-R1 (gold style) female bodies. Positive sealing poppet valve. Heat treated and zinc plated for resistance to wear and corrosion.	
	HYD 5077-16MB	Male Tip	395149R1	7/8-14 ORB	3000 psig	Also fits IH 395150-R1 (see 5077-4), but has 7/8-14 O-ring boss thread.	
8010 Series Universal Male Tip	HYD 8010-4	Massey Ferguson Male Tip	242678M91	1/2 NPTF	3000 psig	The standard male tip of the agricultural industry. Rugged, reliable ball valve and induction-hardened locking ball groove. Shielded valve plus valve stop eliminates flow checking when used with connect-under-pressure type female bodies. Tapered hex design for easy identification.	
	HYD 8010-15	John Deere Male Tip	AR94522	3/4-16 ORB	3000 psig		
	HYD 8010-15	Massey Ferguson Male Tip	1026700M91	3/4-16 ORB	3000 psig		

*Pioneer has an exclusive license to manufacture products to exact interchange dimensions of the patented John Deere design.

PIONEER ADAPTER SELECTION CHART

MALE TIPS / FEMALE BODIES	John Deere	Pioneer ISO Tip	International Harvester	J.I. Case (old)
John Deere (old) 	No Adapter Needed	4060-4MB 	4076-4MB 	4086-4MB 
John Deere (new) 	4065-4L 	No Adapter Needed	4075-4L 	Not Available
International Harvester (old) 	4067-4MB 	4070-4MB 	No Adapter Needed	Not Available
J.I. Case (old) 	4068-4MB 	4080-4MB 	Not Available	No Adapter Needed
J.I. Case (new) 	4065-4L 	No Adapter Needed	4075-4L 	Not Available
Pioneer 	4065-4MB 	No Adapter Needed	4075-4MB 	4085-4MB 

In order to select your Pioneer adapter:


1. Follow down the vertical column on the left until you find the female body on the back of your tractor.

2. Proceed horizontally along this row of adapters until it intersects with the column under the male tips on your implement line.

For example: the proper adapter to hook up an implement with an old style J I Case male tip to a Pioneer style female body would be Pioneer Adapter 4085-4.

PIONEER QUICK COUPLING ADAPTERS

PART NO.	ADAPTS THIS STYLE MALE TIP	TO THIS FEMALE BODY	PICTURE
HYD 4060-4MB	Pioneer Style	John Deere Old Style	
HYD 4065-4L	John Deere Old Style	John Deere 50 Series Ford/ISO Pioneer 9250	
HYD 4065-4MB	John Deere Old Style	Pioneer Style	
HYD 4067-4MB	John Deere Old Style	International Harvester Old Style	
HYD 4068-4MB	John Deere Old Style	J.I. Case Old Style	
HYD 4070-4MB	Pioneer Style	International Harvester Old Style	
HYD 4075-4L	International Harvester Old Style	John Deere 50 Series Ford/ISO Pioneer 9250	
HYD 4075-4MB	International Harvester Old Style	Pioneer Style	
HYD 4076-4MB	International Harvester Old Style	John Deere Old Style	
HYD 4080-4MB	Pioneer Style	J.I. Case Old Style	
HYD 4085-4MB	J.I. Case Old Style	Pioneer Style	
HYD 4086-4MB	J.I. Case Old Style	John Deere Old Style	



HOW TO CONNECT USING AN ADAPTER

- STEP 1 Relieve trapped pressure in the implement line.
- STEP 2 Connect male tip on the implement line into the adapter.
- STEP 3 Connect the adapter into the female body.



TO DISCONNECT Reverse the above procedure: First disengage adapter from female body, then male tip from the adapter.

PIONEER CHEMICAL TRANSFER FLUSH FACE COUPLING - PF SERIES

for transferring chemicals such as pesticides, herbicides, fungicides, insecticides, bactericides with minimal fluid loss

Benefits

The Pioneer PF Series Dry Disconnect couplings virtually eliminate fluid loss upon disconnection and are designed to help meet the demand for closed system transfer and dispensing of chemicals with minimal environmental contamination. The push-to-connect design allows ease of connection/disconnection and the flush valving enables ease of cleaning. They can be used with concentrated or diluted agricultural chemicals when transferring from bulk storage tanks, returnable containers, applicators, etc.

The PF Series product line includes hose-end couplers (female port), hose-end nipples (female port) and drum adapters with 2" end connections (NPS or Buttress-thread).

	1/2"	1"
BODY	Polypropylene	Polypropylene
SPRINGS	316 Stainless Steel	316 Stainless Steel
SEALS	Premium Grade Parker V0965-80	Premium Grade Parker V0965-80
RATED PRESSURE	100 psi @ 68°F	30 psi @ 68°F
RATED FLOW	12 gpm	20 gpm
CONNECT FORCE	32 lbs.	70 lbs.
DISCONNECT FORCE	12 lbs.	30 lbs.
OPERATING TEMP.	40°F to 140°F	40°F to 140°F
SPILLAGE PER DISCONNECT	0.135 ml (.008 cu. in.)	4 ml (.061 cu. in.)
VACUUM RATING	27.4 Hg	27.4 Hg


Features

- Rugged Polypropylene construction for chemical compatibility and reduced cost.
- Simple to operate. Push to connect design.
- Flush face valves exhibit minimal spillage upon connect or disconnect.
- Teflon coated Viton tank gasket for improved sealability.
- The 1/2" PF Series products are dimensionally interchangeable with the 1/2" FS Series products.

NOTE: Due to the wide variety of chemicals that this product may be exposed to, it is the responsibility of the user to verify the compatibility of the coupling's body and seal material with the chemical used.

CAUTION: The female coupler of nipple must be replaced before the date shown on the product, or sooner if excessive wear, seal deterioration, leakage, or corrosion, or other damage is apparent, whichever is earlier.


1/2" Couplings




PART NO.	DESCRIPTION	PORT THREAD	OVERALL LENGTH(A)	LARGEST DIA. (B)	WRENCH FLATS
HYD PF-501-8FP	Coupler	1/2 NPT	3.02"	1.88"	1.38"
HYD PF-502-8FP	Nipple	1/2 NPT	2.96"	1.33"	1.24"

Accessories

TANK ADAPTERS	
PART NO.	DESCRIPTION
HYD PF-1002-32MB	1" tank adapter with 2" modified buttress thread
HYD PF-1002-32MP	1" tank adapter with 2" modified pipe thread



1" Couplings



PART NO.	DESCRIPTION	PORT THREAD	TANK THREAD MOUNT	OVERALL LENGTH(A)	LARGEST DIA. (B)	WRENCH FLATS
HYD PF-1001-16FP	Coupler	1" NPT	none	3.59"	3.00"	1.99"
HYD PF-1002-16FP	Nipple	1" NPT	none	3.92"	2.20"	1.87"
HYD PF-1002-32MB	Nipple	1" NPT	Modified Buttress	3.92"	2.75"	1.87"
HYD PF-1002-32MP	Nipple	1" NPT	Modified NPS	3.92"	2.75"	1.87"

DUST CAPS	
PART NO.	BODY SIZE
HYD FR-502	1/2"
HYD PFR-1002	1"
HYF PFR-1002-NS	1"

DUST PLUGS	
PART NO.	BODY SIZE
HYD FR-501	1/2"

PIONEER CHEMICAL TRANSFER FLUSH FACE COUPLING - FS SERIES

for transferring chemicals such as pesticides, herbicides, fungicides, insecticides, bactericides with minimal fluid loss

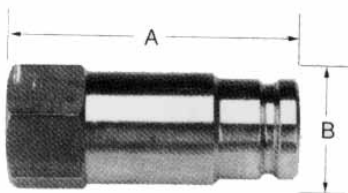

Benefits

The Pioneer FS Series Dry Disconnect couplings virtually eliminate fluid loss upon disconnection, and minimize air inclusion during connections. They are ideal for use where spillage may cause undesirable conditions or constitute a safety hazard. The FS Series Couplings have double shut-off flush mating valves that are suitable for sealing off media in chemical processing, chemical dispensing, and other corrosive applications. Working pressure to 2000 psi.

Features

- Simple to operate: Push to connect, pull on knurled sleeve to disconnect.
- Flush face valves exhibit minimal spillage upon disconnect and minimal air inclusion upon connect.
- Superior locking ball design - a large number of locking balls distribute the workload better and allow for some rotation between the male and female halves of the coupling under pressure.
- Color coded coupling halves available upon request.
- Wide range of seal materials available.
- Excellent flow vs pressure drop characteristics when compared with other low spill quick couplings.
- Material construction is 316 stainless steel with fluorocarbon (Viton) seals as standard.
- Coupling sealing integrity is approximately 1 x 10⁻⁶ std. cc/sec. Helium under 50 millitorr of vacuum.

	1/2"	1"
MACHINED PARTS	Stainless Steel, AISI type 316	
SPRINGS	Stainless Steel, AISI type 316	
LOCKING BALLS	Tungsten Carbide	
BACKUP WASHERS	Teflon	
ELASTOMER SEALS	Viton is standard - wide range is available	
RATED PRESSURE	2000 psi	2000 psi
RATED FLOW	12 gpm	50 gpm
SPILLAGE PER DISCONNECT	0.02 ml	0.25 ml



Couplers

PART NO.	BODY SIZE	THREAD SIZE	OVERALL LENGTH	HEX SIZE (A)	LARGEST DIA (B)
HYD FS-501-8FP	1/2"	1/2 - 14 NPSF	2.74"	1.38"	1.58"
HYD FS-1001-16FP	1"	1-11 1/2 NPSF	4.14"	1.87"	2.25"

Nipples

PART NO.	BODY SIZE	THREAD SIZE	OVERALL LENGTH (A)	LARGEST DIA (B)	WRENCH FLATS
HYD FS-502-8FP	1/2"	1/2 - 14 NPSF	2.75"	1.30"	1.12"
HYD FS-1002-16FP	1"	1-11 1/2 NPSF	3.79"	2.17"	1.87"

DUST CAPS	
PART NO.	BODY SIZE
HYD FR-502	1/2"
HYD FR-1002	1"

DUST PLUGS	
PART NO.	BODY SIZE
HYD FR-501	1/2"
HYD FR-1001	1"

PIONEER WATER COUPLINGS

Heavy-Duty Water Service Quick Couplings

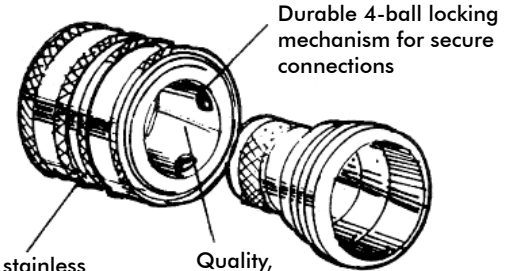
Designed to connect water lines with one quick snap!
No more threading on nozzles, sprayers, equipment.

WARNING: Pioneer Water Hose Quick Couplings are for low pressure water service only. Do not exceed 200 psi. Improper use of any quick coupling may cause death, injury or property damage.

PART NO.	DESCRIPTION
HYD 1163	Complete Coupling
HYD 1163-60	Female Half
HYD 1163-61	Male Half
HYD 4730001	Washer

- Built for heavy-duty service on the farm.
- Brass and stainless steel construction means extra strength for longer life.
- Unvalved design permits maximum flow with minimum pressure drop.

Look For These Heavy-Duty Features:



Brass and stainless steel construction for heavy-duty service

Quality, temperature-resistant Nitrile seals for a leak-free long service life

APPLICATIONS


- Milking parlor equipment
- Wash-down systems
- Garden hose connections
- Livestock watering systems
- Mobile water tank lines
- Food processing equipment

ST High Pressure Water Couplings


- Non-valved couplings for applications where maximum flow is required.
- Steel male half is hardened to resist brinelling from high-pressure surges.
- Sleeve-lok mechanism on female half prevents premature disconnection of male half.
- Ideal for applications such as high-pressure water and steam washers.
- Often used in the food processing lines.
- Machined from solid bar stock for durability.

	PART NO.	SIZE	PSI
Female Thread Brass Couplers	HYD BST-2-SL	1/4	5500
	HYD BST-3-SL	3/8	3500
Male Thread Brass Couplers	HYD BST-2M-SL	1/4	5500
	HYD BST-3M-SL	3/8	3500
Female Thread Steel Nipples	HYD ST-N2	1/4	5500
	HYD ST-N3	3/8	3500
Male Thread Steel Nipples	HYD ST-N2M	1/4	5500
	HYD ST-N3M	3/8	3500

Female Thread Brass Coupler




Male Thread Brass Coupler



Female Thread Steel Nipple



Male Thread Steel Nipple



PIONEER WATER COUPLING DISPLAY RACK

Display includes the following Visi-Paks:



Part No.	Description	Qty.
VP1-1163	Complete Coupling (1/pkg)	8
VP2-1163	Complete Coupling (2/pkg)	8
VP2-1163-60	Female Half (2/pkg)	4
VP2-1163-61	Male Half (2/pkg)	8
VP6-4730001	Washer (6/pkg)	4

PART NO.
HYD WHDP-1000

(Plus 1 VP1-1163 Complete Coupling mounted on the display rack.)

PIPE FITTINGS

NIPPLES



Available in Standard Black Steel or Galvanized.

1/8" DIAMETER		
SIZE	BLACK STEEL	GALVANIZED
1/8 x Close	HYD 60101	HYD G60101
1/8 x 1 1/2	HYD 60102	HYD G60102
1/8 x 2	HYD 60103	HYD G60103
1/8 x 2 1/2	HYD 60104	HYD G60104
1/8 x 3	HYD 60105	HYD G60105
1/8 x 3 1/2	HYD 60106	HYD G60106
1/8 x 4	HYD 60107	HYD G60107
1/8 x 4 1/2	HYD 60108	HYD G60108
1/8 x 5	HYD 60109	HYD G60109
1/8 x 6	HYD 60110	HYD G60110

1/2" DIAMETER		
SIZE	BLACK STEEL	GALVANIZED
1/2 x Close	HYD 60401	HYD G60401
1/2 x 1 1/2	HYD 60402	HYD G60402
1/2 x 2	HYD 60403	HYD G60403
1/2 x 2 1/2	HYD 60404	HYD G60404
1/2 x 3	HYD 60405	HYD G60405
1/2 x 3 1/2	HYD 60406	HYD G60406
1/2 x 4	HYD 60407	HYD G60407
1/2 x 4 1/2	HYD 60408	HYD G60408
1/2 x 5	HYD 60409	HYD G60409
1/2 x 6	HYD 60410	HYD G60410

1 1/4" DIAMETER		
SIZE	BLACK STEEL	GALVANIZED
1 1/4 x Close	HYD 61101	HYD G61101
1 1/4 x 2	HYD 61102	HYD G61102
1 1/4 x 2 1/2	HYD 61103	HYD G61103
1 1/4 x 3	HYD 61104	HYD G61104
1 1/4 x 3 1/2	HYD 61105	HYD G61105
1 1/4 x 4	HYD 61106	HYD G61106
1 1/4 x 4 1/2	HYD 61107	HYD G61107
1 1/4 x 5	HYD 61108	HYD G61108
1 1/4 x 5 1/2	HYD 61109	HYD G61109
1 1/4 x 6	HYD 61110	HYD G61110

1/4" DIAMETER		
SIZE	BLACK STEEL	GALVANIZED
1/4 x Close	HYD 60201	HYD G60201
1/4 x 1 1/2	HYD 60202	HYD G60202
1/4 x 2	HYD 60203	HYD G60203
1/4 x 2 1/2	HYD 60204	HYD G60204
1/4 x 3	HYD 60205	HYD G60205
1/4 x 3 1/2	HYD 60206	HYD G60206
1/4 x 4	HYD 60207	HYD G60207
1/4 x 4 1/2	HYD 60208	HYD G60208
1/4 x 5	HYD 60209	HYD G60209
1/4 x 6	HYD 60210	HYD G60210

3/4" DIAMETER		
SIZE	BLACK STEEL	GALVANIZED
3/4 x Close	HYD 60601	HYD G60601
3/4 x 1 1/2	HYD 60602	HYD G60602
3/4 x 2	HYD 60603	HYD G60603
3/4 x 2 1/2	HYD 60604	HYD G60604
3/4 x 3	HYD 60605	HYD G60605
3/4 x 3 1/2	HYD 60606	HYD G60606
3/4 x 4	HYD 60607	HYD G60607
3/4 x 4 1/2	HYD 60608	HYD G60608
3/4 x 5	HYD 60609	HYD G60609
3/4 x 6	HYD 60610	HYD G60610

1 1/2" DIAMETER		
SIZE	BLACK STEEL	GALVANIZED
1 1/2 x Close	HYD 61201	HYD G61201
1 1/2 x 2	HYD 61202	HYD G61202
1 1/2 x 3	HYD 61204	HYD G61204
1 1/2 x 4	HYD 61206	HYD G61206
1 1/2 x 5	HYD 61208	HYD G61208
1 1/2 x 6	HYD 61210	HYD G61210

3/8" DIAMETER		
SIZE	BLACK STEEL	GALVANIZED
3/8 x Close	HYD 60301	HYD G60301
3/8 x 1 1/2	HYD 60302	HYD G60302
3/8 x 2	HYD 60303	HYD G60303
3/8 x 2 1/2	HYD 60304	HYD G60304
3/8 x 3	HYD 60305	HYD G60305
3/8 x 3 1/2	HYD 60306	HYD G60306
3/8 x 4	HYD 60307	HYD G60307
3/8 x 4 1/2	HYD 60308	HYD G60308
3/8 x 5	HYD 60309	HYD G60309
3/8 x 6	HYD 60310	HYD G60310

1" DIAMETER		
SIZE	BLACK STEEL	GALVANIZED
1 x Close	HYD 60801	HYD G60801
1 x 2	HYD 60802	HYD G60802
1 x 2 1/2	HYD 60803	HYD G60803
1 x 3	HYD 60804	HYD G60804
1 x 3 1/2	HYD 60805	HYD G60805
1 x 4	HYD 60806	HYD G60806
1 x 4 1/2	HYD 60807	HYD G60807
1 x 5	HYD 60808	HYD G60808
1 x 5 1/2	HYD 60809	HYD G60809
1 x 6	HYD 60810	HYD G60810

2" DIAMETER		
SIZE	BLACK STEEL	GALVANIZED
2 x Close	HYD 61601	HYD G61601
2 x 2 1/2	HYD 61602	HYD G61602
2 x 3	HYD 61603	HYD G61603
2 x 4	HYD 61605	HYD G61605
2 x 5	HYD 61607	HYD G61607
2 x 6	HYD 61609	HYD G61609

3" DIAMETER		
SIZE	BLACK STEEL	GALVANIZED
3 x Close	HYD 62401	HYD G62401
3 x 3	HYD 62402	HYD G62402
3 x 4	HYD 62404	HYD G62404
3 x 5	HYD 62406	HYD G62406
3 x 6	HYD 62408	HYD G62408

4" DIAMETER		
SIZE	BLACK STEEL	GALVANIZED
4 x Close	HYD 60321	HYD G60321
4 x 4	HYD 60322	HYD G60322
4 x 5	HYD 60324	HYD G60324
4 x 6	HYD 60326	HYD G60326

NOTE: Maximum working pressure for Pipe Fittings is 150 psi and should not be used for high pressure applications.

PIPE FITTINGS

CAPS



DESCRIPTION	BLACK STEEL	GALVANIZED
1/8" cap	HYD 61061	HYD G61061
1/4" cap	HYD 61062	HYD G61062
3/8" cap	HYD 61063	HYD G61063
1/2" cap	HYD 61064	HYD G61064
3/4" cap	HYD 61065	HYD G61065
1" cap	HYD 61066	HYD G61066
1 1/4" cap	HYD 61070	HYD G61070
1 1/2" cap	HYD 61071	HYD G61071
2" cap	HYD 61072	HYD G61072
3" cap	HYD 61073	HYD G61073
4" cap	HYD 61074	HYD G61074

CROSSES



DESCRIPTION	BLACK STEEL	GALVANIZED
1/8" cross	HYD 61021	HYD G61021
1/4" cross	HYD 61022	HYD G61022
3/8" cross	HYD 61023	HYD G61023
1/2" cross	HYD 61024	HYD G61024
3/4" cross	HYD 61025	HYD G61025
1" cross	HYD 61026	HYD G61026
1 1/4" cross	HYD 61027	HYD G61027
1 1/2" cross	HYD 61028	HYD G61028
2" cross	HYD 61029	HYD G61029
3" cross	HYD 61030	-
4" cross	HYD 61031	-

PLUGS



DESCRIPTION	BLACK STEEL	GALVANIZED
1/8" plug	HYD 61041	HYD G61041
1/4" plug	HYD 61042	HYD G61042
3/8" plug	HYD 61043	HYD G61043
1/2" plug	HYD 61044	HYD G61044
3/4" plug	HYD 61045	HYD G61045
1" plug	HYD 61046	HYD G61046
1 1/4" plug	HYD 61049	HYD G61049
1 1/2" plug	HYD 61050	HYD G61050
2" plug	HYD 61051	HYD G61051
3" plug	HYD 61052	HYD G61052
4" plug	HYD 61053	HYD G61053

45° ELBOWS



SIZE	BLACK STEEL	GALVANIZED
1/8"	HYD 63101	HYD G63101
1/4"	HYD 63102	HYD G63102
3/8"	HYD 63103	HYD G63103
1/2"	HYD 63104	HYD G63104
3/4"	HYD 63105	HYD G63105
1"	HYD 63106	HYD G63106
1 1/4"	HYD 63107	HYD G63107
1 1/2"	HYD 63108	HYD G63108
2"	HYD 63109	HYD G63109
3"	HYD 63110	HYD G63110
4"	HYD 63112	HYD G63112

90° ELBOWS



SIZE	BLACK STEEL	GALVANIZED
1/8"	HYD 63001	HYD G63001
1/4"	HYD 63002	HYD G63002
3/8"	HYD 63003	HYD G63003
1/2"	HYD 63004	HYD G63004
3/4"	HYD 63005	HYD G63005
1"	HYD 63006	HYD G63006
1 1/4"	HYD 63007	HYD G63007
1 1/2"	HYD 63008	HYD G63008
2"	HYD 63009	HYD G63009
3"	HYD 63010	HYD G63010
4"	HYD 63011	HYD G63011

90° REDUCING ELBOWS



SIZE	BLACK STEEL	GALVANIZED
1/4 x 1/8	NAP	HYD G63250
3/8 x 1/4	NAP	HYD G63251
1/2 x 1/4	HYD 63252	HYD G63252
1/2 x 3/8	HYD 63253	HYD G63253
3/4 x 3/8	HYD 63254	NAP
3/4 x 1/2	HYD 63255	HYD G63255
1 x 1/2	HYD 63256	HYD G63256
1 x 3/4	HYD 63257	HYD G63257
1 1/4 x 1/2	NAP	HYD G63258
1 1/4 x 3/4	NAP	HYD G63259
1 1/4 x 1	HYD 63260	HYD G63260
1 1/2 x 1/2	NAP	HYD G63261
1 1/2 x 3/4	NAP	HYD G63262
1 1/2 x 1	HYD 63263	HYD G63263
1 1/2 x 1 1/4	HYD 63264	HYD G63264
2 x 1/2	NAP	HYD G63265
2 x 3/4	NAP	HYD G63266
2 x 1	NAP	HYD G63267
2 x 1 1/4	HYD 63268	HYD G63268
2 x 1 1/2	HYD 63269	HYD G63269
3 x 2	NAP	HYD G63270

45° STREET ELBOWS



SIZE	BLACK STEEL	GALVANIZED
1/8"	HYD 63301	NAP
1/4"	HYD 63302	NAP
3/8"	HYD 63303	NAP
1/2"	HYD 63304	HYD G63304
3/4"	HYD 63305	HYD G63305
1"	HYD 63306	HYD G63306
1 1/4"	HYD 63307	HYD G63307
1 1/2"	HYD 63308	HYD G63308
2"	HYD 63309	HYD G63309

90° STREET ELBOWS



SIZE	BLACK STEEL	GALVANIZED
1/8"	HYD 63201	HYD G63201
1/4"	HYD 63202	HYD G63202
3/8"	HYD 63203	HYD G63203
1/2"	HYD 63204	HYD G63204
3/4"	HYD 63205	HYD G63205
1"	HYD 63206	HYD G63206
1 1/4"	HYD 63220	HYD G63220
1 1/2"	HYD 63230	HYD G63230
2"	HYD 63231	HYD G63231
3"	HYD 63233	HYD G63233
4"	HYD 63234	HYD G63234

NOTE: Maximum working pressure for Pipe Fittings is 150 psi and should not be used for high pressure applications.

PIPE FITTINGS

REDUCER BUSHINGS



SIZE	BLACK STEEL	GALVANIZED
1/4 x 1/8	HYD 62101	HYD G62101
3/8 x 1/8	HYD 62111	HYD G62111
3/8 x 1/4	HYD 62112	HYD G62112
1/2 x 1/8	HYD 62121	HYD G62121
1/2 x 1/4	HYD 62122	HYD G62122
1/2 x 3/8	HYD 62123	HYD G62123
3/4 x 1/8	HYD 62131	HYD G62131
3/4 x 1/4	HYD 62132	HYD G62132
3/4 x 3/8	HYD 62133	HYD G62133
3/4 x 1/2	HYD 62134	HYD G62134
1 x 1/8	HYD 62141	HYD G62141
1 x 1/4	HYD 62142	HYD G62142
1 x 3/8	HYD 62143	HYD G62143
1 x 1/2	HYD 62144	HYD G62144
1 x 3/4	HYD 62145	HYD G62145
1 1/4 x 1/4	NAP	HYD G62146
1 1/4 x 3/8	HYD 62147	HYD G62147
1 1/4 x 1/2	HYD 62148	HYD G62148
1 1/4 x 3/4	HYD 62149	HYD G62149
1 1/4 x 1	HYD 62156	HYD G62156
1 1/2 x 1	NAP	HYD G62157
1 1/2 x 3/8	HYD 62158	HYD G62158
1 1/2 x 1/2	HYD 62159	HYD G62159
1 1/2 x 3/4	HYD 62160	HYD G62160
1 1/2 x 1	HYD 62161	HYD G62161
1 1/2 x 1 1/4	HYD 62162	HYD G62162
2 x 1/2	HYD 62163	HYD G62163
2 x 3/4	HYD 62164	HYD G62164
2 x 1	HYD 62165	HYD G62165
2 x 1 1/4	HYD 62166	HYD G62166
2 x 1 1/2	HYD 62175	HYD G62175
3 x 2	HYD 62180	HYD G62180
4 x 2	HYD 62191	HYD G62191
4 x 3	HYD 62192	HYD G62192

UNIONS



DESCRIPTION	BLACK STEEL	GALVANIZED
1/8" union	HYD 61001	HYD G61001
1/4" union	HYD 61002	HYD G61002
3/8" union	HYD 61003	HYD G61003
1/2" union	HYD 61004	HYD G61004
3/4" union	HYD 61005	HYD G61005
1" union	HYD 61006	HYD G61006
1 1/4" union	HYD 61007	HYD G61007
1 1/2" union	HYD 61010	HYD G61010
2" union	HYD 61011	HYD G61011
3" union	HYD 61012	HYD G61012
4" union	HYD 61013	HYD G61013

COUPLINGS



SIZE	BLACK STEEL	GALVANIZED
1/8"	HYD 61081	HYD G61081
1/4"	HYD 61082	HYD G61082
3/8"	HYD 61083	HYD G61083
1/2"	HYD 61084	HYD G61084
3/4"	HYD 61085	HYD G61085
1"	HYD 61086	HYD G61086
1 1/4"	HYD 61087	HYD G61087
1 1/2"	HYD 61088	HYD G61088
2"	HYD 61089	HYD G61089
3"	HYD 61090	HYD G61090
4"	HYD 61091	HYD G61091

REDUCER COUPLINGS



SIZE	BLACK STEEL	GALVANIZED
1/4 x 1/8	HYD 62001	HYD G62001
3/8 x 1/8	HYD 62011	HYD G62011
3/8 x 1/4	HYD 62012	HYD G62012
1/2 x 1/8	HYD 62021	HYD G62021
1/2 x 1/4	HYD 62022	HYD G62022
1/2 x 3/8	HYD 62023	HYD G62023
3/4 x 1/8	HYD 62031	HYD G62031
3/4 x 1/4	HYD 62032	HYD G62032
3/4 x 3/8	HYD 62033	HYD G62033
3/4 x 1/2	HYD 62034	HYD G62034
1 x 1/4	HYD 62042	HYD G62042
1 x 3/8	HYD 62043	HYD G62043
1 x 1/2	HYD 62044	HYD G62044
1 x 3/4	HYD 62045	HYD G62045
1 1/4 x 1/2	HYD 62046	HYD G62046
1 1/4 x 3/4	HYD 62047	HYD G62047
1 1/4 x 1	HYD 62048	HYD G62048
1 1/2 x 1/2	-	HYD G62049
1 1/2 x 3/4	HYD 62050	HYD G62050
1 1/2 x 1	HYD 62051	HYD G62051
1 1/2 x 1 1/4	HYD 62052	HYD G62052
2 x 1/2	HYD 62053	HYD G62053
2 x 3/4	HYD 62054	HYD G62054
2 x 1	HYD 62055	HYD G62055
2 x 1 1/4	HYD 62056	HYD G62056
2 x 1 1/2	HYD 62057	HYD G62057
3 x 2	-	HYD G62059
3 x 2 1/2	-	HYD G62060
4 x 2	-	HYD G62061
4 x 3	-	HYD G62062

TEES



DESCRIPTION	BLACK	GALVANIZED
1/8" tee	HYD 63801	HYD G63801
1/4" tee	HYD 63802	HYD G63802
3/8" tee	HYD 63803	HYD G63803
1/2" tee	HYD 63804	HYD G63804
3/4" tee	HYD 63805	HYD G63805
1" tee	HYD 63806	HYD G63806
1 1/4" tee	HYD 63807	HYD G63807
1 1/2" tee	HYD 63808	HYD G63808
2" tee	HYD 63809	HYD G63809
3" tee	HYD 63810	HYD G63810
4" tee	HYD 63811	HYD G63811

REDUCING TEES



*Size is dimensions of Run x Run x Branch.

SIZE*	BLACK	GALVANIZED
1/2 x 1/2 x 3/4	HYD 638212	-
1/2 x 1/2 x 1	HYD 63813	-
3/4 x 3/4 x 1/4	HYD 63814	-
3/4 x 1/2 x 1/2	HYD 63815	HYD G63815
3/4 x 1/2 x 3/4	HYD 63816	HYD G63816
3/4 x 3/4 x 1/2	HYD 63817	HYD G63817
3/4 x 1 x 1/2	HYD 63818	HYD G63818
3/4 x 1 x 3/4	-	HYD G63819
1 x 1/2 x 1/2	HYD 63820	HYD G63820
1 x 1/2 x 1	-	HYD G63821
1 x 3/4 x 1/2	HYD 63822	-
1 x 1 x 1/2	HYD 63823	-
1 x 3/4 x 1	-	HYD G63824
1 x 3/4 x 3/4	HYD 63825	-
1 x 1 x 3/4	HYD 63826	-
1 1/4 x 1 x 1/2	-	HYD G63827
1 1/4 x 1 x 3/4	-	HYD G63828
1 1/4 x 1 x 1 1/4	-	HYD G63829
1 1/4 x 1 1/4 x 1/2	-	HYD G63830
1 1/4 x 1 1/4 x 3/4	-	HYD G63831
1 1/4 x 1 1/4 x 1	HYD 63832	HYD G63832
1 1/2 x 1 1/2 x 1/2	-	HYD G63833
1 1/2 x 1 1/2 x 3/4	-	HYD G63834
1 1/2 x 1 1/2 x 1	-	HYD G63835
1 1/2 x 1 1/2 x 1 1/4	HYD 63836	HYD G63836
2 x 2 x 1/2	-	HYD G63837
2 x 2 x 3/4	-	HYD G63838
2 x 2 x 1	-	HYD G63839
2 x 2 x 1 1/4	-	HYD G63840
2 x 2 x 1 1/2	HYD 63841	HYD G63841

NOTE: Maximum working pressure for Pipe Fittings is 150 psi and should not be used for high pressure applications.

GRESEN S-SERIES HYDRAULIC SELECTOR VALVES


Two Position Selector Valves offer a simple method of directing the flow of hydraulic oil to two separate hydraulic lines. The addition of these valves to the circuit will permit operation of two single-acting hydraulic cylinders with the one 3-way control valve.

PART NO.	NORMAL CAPACITY	OPERATING PRESSURE	PORT SIZES
HYD S50	156 GPM	2000 PSI	1/2" 14 NPT
HYD S75	246 GPM	3000 PSI	3/4" 14 NPT

Handle for S50 & S75

PART NO.

HYD 081-001



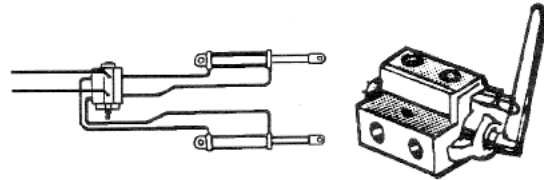
GRESEN DOUBLE SELECTOR VALVES

The addition of the valve in your system will enable you to operate two double-acting cylinders with one 4-way control valve or four single-acting cylinders with two 3-way valves.

- 0-2000 psi range
- 3/4" ports
- 24 GPM capacity

PART NO.

HYD DS-75

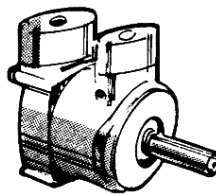


GRESEN VANE TYPE HYDRAULIC PUMPS

Features:

- Lightweight.
- High efficiency.
- Fully balanced vane pump.
- Four position inlet.
- No load starting.
- Max. pressure 1500 PSI.
- Speed range 500-2000 RPM.
- 3/4" shaft inlet and 1/2" outlet.
- Wt. 11 lbs.
- Anti friction main bearing, counterclockwise rotation but can be reversed by minor adjustment.

Here is the most dependable and exceptionally versatile hydraulic pump for Farm & Industrial use! High volume, wide speed range...Suitable for pulley, chain or direct drive applications.



PART NO.	GPM @ 500 RPM	GPM @ 1800 RPM
HYD TB12	4.20	17.95
HYD TB24	10.80	38.80

DELTA 10 VOLT SOLENOID VALVE

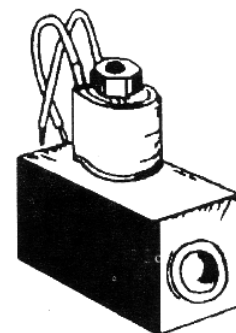
Manifold Mounting

- 4 bolt holes on top
- use 3/8" swivel in end

Manifold Mounting

PART NO.

HYD 2-802

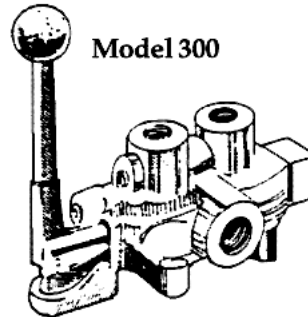


GRESEN DIRECTIONAL CONTROL VALVES

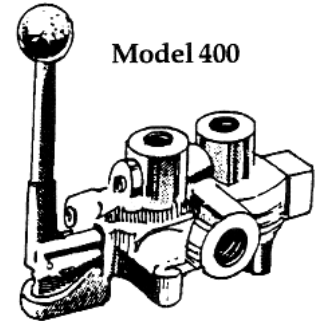
Model 300 & 400

- Normal Rating: 16 GPM 400-2500 PSI
- Maximum Operating Pressure
- Port Sizes: 3/4" NPT Inlet and Outlet

PART NO.	MODEL NO.	DESCRIPTION
HYD 300	300	3 Way, 3 Position - Load Checks
HYD 400	400	4 Way, 4 Position - No Load Checks
HYD 0552-001		Handle for Model 300 & 400



Model 300




Model 400

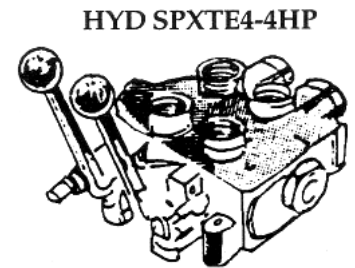
Model SP

- Normal Rating 20 GPM
- 20,000 PSI
- Ports: 3/4" NPT Inlet and Outlet
- 1/2" NPT top outlet machined and plugged
- NPT work port, with built-in load checks
- Conversion to power beyond and closed centre

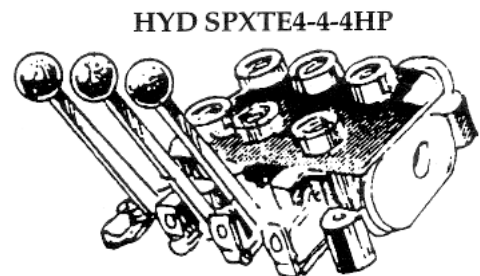
PART NO.	DESCRIPTION
HYD SPXTE4HP	Model SP Single-Spool Valve
HYD SPXTE4-4HP	Model SP Two-Spool Valve
HYD SPXTE4-4-4HP	Model SP Three-Spool Valve
HYD SPKXTE4HP	Model SPK Single Spool Valve with Detent
HYD SPKXTE4-4HP	Model SPK Two-Spool Valve with Detent
HYD SPKXTE4-4-4HP	Model SPK Three-Spool Valve with Detent
HYD K2001	SP Single Spool Seal Kit
HYD K2002	SP Double Spool Seal Kit
HYD K2003	SP Triple Spool Seal Kit
HYD K2004	SP Valve Handle



HYD SPXTE4HP



HYD SPXTE4-4HP



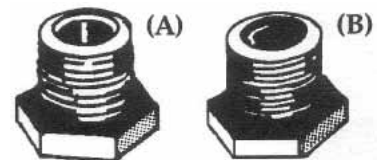
HYD SPXTE4-4-4HP

CONVERSION PORT MODIFICATION KITS

PART NO.	DESCRIPTION
HYD KSP-75Y	3/4" NPT Power Beyond Sleeve Kit (A) (Allows connection of another valve)
HYD KSP-C	Closed Centre Plug Kit * (B)

Includes all necessary seals.


*Not available for SSK Series.
Tech Note: When installing these kits use 15 ft. lbs. torque max.



BRAND FLOW CONTROL VALVES

These valves are full range pressure compensating variable flow **control** valves. Rotating the volume lever changes the orifice size which varies the pressure drop across the spring loaded metering spool. The flow out the "**controlled flow**" port is therefore proportional to the orifice diameter which can be completely closed to wide open. A dash pot dampens the spool movement to eliminate spool hunting. The output flow is smooth and constant regardless of pressure changes on the "**controlled flow**" line. Both outlets flow are pressure compensated. Maximum recommended pressure is 3,000 psi. For satisfactory operation, we recommend 30 micron filtration or better.

PART NO.	PORT SIZE	GPM	DESCRIPTION
HYD FC51-3/8	3/8" NPT	0-8	Flow Control
HYD FC51-1/2	1/2" NPT	0-16	Flow Control
HYD FC51-3/4	3/4" NPT	0-30	Flow Control
HYD FC51-1	1" NPT	0-40	Flow Control
HYD FC51-1-1/4	1 1/4" NPT	0-60	Flow Control
HYD FC51-1-1/2	1 1/2" NPT	0-90	Flow Control
HYD FCR51-1/2	1/2" NPT	0-16	Flow Control with relief
HYD FCR51-3/4	3/4" NPT	0-30	Flow Control with relief
HYD FC55-3/4	3/4" NPT	0-30	Returned flow thru check valves
HYD B5021			Replacement handle
HYD B5068			Replacement knob FC51
HYD FC-K			FC51 seal kit up to 3/4"
HYD LFC-K			FC51 seal kit 1" and larger
HYD FCR-K			FCR51 Seal Kit



BRAND PROPORTIONAL FLOW DIVIDERS

- Receives a single stream of fluid and divides it into two equal streams even though the work being done by one of the streams is much greater than the work being done by the other.
- If the input flow increases, the ratio out the outlets remains constant.
- Orifices are fixed and are not adjustable.
- While most applications use equalizers that divide evenly, these B-Series equalizers can also divide a stream into two streams of unequal size up to 85:15 ratio.
- Maximum recommended pressure is 3,000 psi.
- For satisfactory operation, we recommend 40 micron filtration or better.
- Accuracy normally is better than $\pm 5\%$.
- Free reverse flow for both outlets. Maximum reverse flow should not exceed recommended flow of valve.

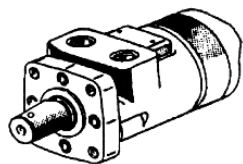


PART NO.	PORT SIZE	GPM
HYD B100-1/2	1/2" NPT	8-16
HYD B100-3/4	3/4" NPT	16-30

HYDRAULIC MOTORS

White Motors

- 1/4" pin hole shaft
- 1" diameter shaft w/1/4" Keyway
- 12 HP
- 500 RPM
- 12 to 14 GPM



PART NO.

HYD 2-801

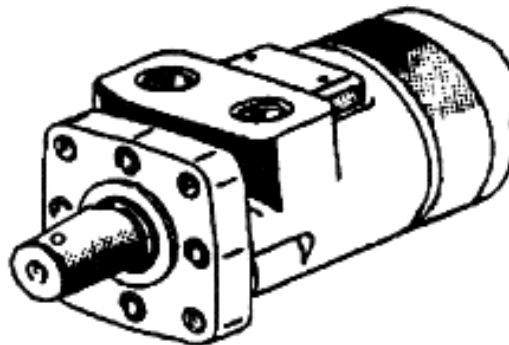
Charlyn Motors

PART NO.	MODEL NO.	DISP. CU. IN. REV.	PORT SIZE	SPEED RPM
HYD 2-798	101-1001	3	1/2" NPT	1755
HYD 2-799	101-1002	4.5	1/2" NPT	770
HYD 2-800	101-1003	6.2	1/2" NPT	559

Danfoss Motors

PART NO.	MODEL NO.	DISP. CU. IN. REV.	PORT SIZE	INT. RPM	CONT. RPM
HYD 2-898	151-2121	3	1/2" NPT	1561	1249
HYD 2-899	151-2122	4.8	1/2" NPT	973	778
HYD 2-900	151-2123	5.9	1/2" NPT	778	622

HYDRAULIC MOTOR SEAL KITS	
PART NO.	DESCRIPTION
HYD 2-803	Seal Kit for White Motor
HYD 2-804	Seal Kit for Charlyn Motors
HYD 2-904	Seal Kit for Danfoss Motors Series 0
HYD 151-1286	Seal Kit for Danfoss Motors Series 1



Application Guide

RECOMMENDED MODELS	CHARLYN 101-1001 DANFOSS 151-2121			CHARLYN 101-1002 DANFOSS 151-2122			CHARLYN 101-1003 DANFOSS 151-2123		
	3-7	8-11	12-15	3-7	8-11	12-15	3-7	8-11	12-15
Gallons per Minute (GPM Input)	3	8	12	3	8	12	3	8	12
Revolutions per Minute (RPM Input)	234-546	624-858	936-1070	156-364	416-572	624-780	111-258	296-407	444-555
Augers, 4 in. Length to 30 ft.	1				2				3
Augers, 5 in. Length to 30 ft.	3				1				2
Augers, 6 in. Length to 40 ft.					2				1
Augers, 6 in. Length 40 to 55 ft.								2	1
Augers, 7 in. Length to 30 ft.								2	1
Combine Discharge Auger								1	
Blender Mixer	1				2			1	
Bale Conveyor	1	1	1	1	1	1		1	1
Sprayer Pumps		1			1				1
Unloader Wagon								2	
Rod Weeder							1		
Drill Fill Auger	1				1			2	1

Instructions:


- Read down the left hand column to find the desired application (or one that approximates it in speed and power requirements).
- Read across to the motor that is recommended for the gallons per minute (GPM) supplied by your tractor.
- The Numbers (1,2,3) indicate first, second and in some cases, third choice motor for the application, depending on the available GPM.

Applications Based On: 800 PSI Min. Pressure Relief Setting, 1500 PSI Max. Pressure Relief Setting.

Although this guide is based on applications in use throughout agriculture and industry, we cannot accept responsibility for complete validity because of the many variables involved. The information is merely a guide to aid in the selection of the proper motor for a specific job.

LION 2500 TL SERIES HYDRAULIC CYLINDERS

2500 PSI Working Pressure



1. PINS & RETAINERS - High tensile steel, zinc plated to prevent corrosion, c/w half pin retainers.
2. PORTS - Double ported NPT for greater flexibility of assembly. Unless otherwise stated, cylinders assembled with ports inline.
3. PISTON NUT - Heavy duty, torqued, self locking piston nut holds piston in place under high cycle loading.
4. PISTON - Ductile iron, precision machined providing a malleable bearing surface for extended cylinder life.
5. PISTON SEAL - 90 durometer o-ring with anti-extrusion back-up washers provide positive sealing under high load conditions.
6. TIE-RODS - High tensile steel with rolled threads to prevent failure under high pressure.
7. CYLINDER SHAFT - High tensile steel, hard chrome plated shaft provides extended cylinder life in harsh applications. Rolled threads on shank and clevis end for higher strength and improved wear resistance.
8. TUBE - Precision finished skive and burnished heavy wall steel tubing for extended seal and cylinder life.
9. TUBE SEAL - 90 durometer o-ring with anti-extrusion back-up washer to prevent leakage under high pressure and cycle loading.
10. ROD SEAL - 90 durometer o-ring with anti-extrusion back-up washer providing long wearing positive seal.
11. ROD CAP & CLEVIS CAP - Ductile iron c/w drilled oil passages, offering increased bearing surface for high shock and side load applications.
12. ROD WIPER - Metal encased Nitrile, preventing contaminants from entering cylinder.
13. THREADED SHAFT (on ASAE cylinders) To accept optional mechanical stroke control, on 8" stroke ASAE cylinders only. NOTE: Not applicable to 5" bore cylinders.
14. ROD CLEVIS - Ductile iron c/w 360° thread contact area and positive set screw locking device able to withstand continuous high load without wear or fracture.

LION 2500 TL SERIES HYDRAULIC CYLINDERS

A.S.A.E. CYLINDER "TL SERIES"

PART NO.	MODEL NO. BORE X STROKE - ROD DIA.	PIN TO PIN CENTER		SHIP WT. LBS.	CLEVIS PIN DIA.
		Retracted x	Extended		
HYD 639287	20TL08-112 ASAE	20 1/4 x	28 1/4	20	1"
HYD 639288	25TL08-112 ASAE	20 1/4 x	28 1/4	22	1"
HYD 639289	30TL08-125 ASAE	20 1/4 x	28 1/4	28	1"
HYD 639290	35TL08-125 ASAE	20 1/4 x	28 1/4	36	1"
HYD 639291	40TL08-125 ASAE	20 1/4 x	28 1/4	43	1"

PART NO.	MODEL NO. BORE X STROKE - ROD DIA.	PIN TO PIN CENTER		SHIP WT. LBS.	CLEVIS PIN DIA.
		Retracted x	Extended		
HYD 639293	50TL08-150 ASAE	20 1/4 x	28 1/4	71	1"
HYD 639225	30TL16-150 ASAE	31 1/2 x	47 1/2	41	1 1/4"
HYD 639226	35TL16-150 ASAE	31 1/2 x	47 1/2	51	1 1/4"
HYD 639227	40TL16-175 ASAE	31 1/2 x	47 1/2	59	1 1/4"
HYD 639228	50TL16-200 ASAE	31 1/2 x	47 1/2	100	1 1/4"


NON A.S.A.E. CYLINDERS "TL SERIES"

PART NO.	MODEL NO. BORE X STROKE - ROD DIA.	PIN TO PIN CENTER		SHIP WT. LBS.	CLEVIS PIN DIA.
		Retracted x	Extended		
HYD 639139	20TL04-112	14 1/4 x	18 1/4	17	1"
HYD 639140	20TL06-112	16 1/4 x	22 1/4	18	1"
HYD 639141	20TL08-112	18 1/4 x	26 1/4	19	1"
HYD 639142	20TL10-112	20 1/4 x	30 1/4	21	1"
HYD 639143	20TL12-112	22 1/4 x	34 1/4	22	1"
HYD 639144	20TL14-112	24 1/4 x	38 1/4	24	1"
HYD 639145	20TL16-112	26 1/4 x	42 1/4	25	1"
HYD 639146	20TL18-112	28 1/4 x	46 1/4	26	1"
HYD 639147	20TL20-112	30 1/4 x	50 1/4	28	1"
HYD 639148	20TL24-112	34 1/4 x	58 1/4	30	1"
HYD 639151	20TL30-112	40 1/4 x	70 1/4	34	1"
HYD 639152	20TL36-112	46 1/4 x	82 1/4	38	1"
HYD 639154	25TL04-112	14 1/4 x	18 1/4	18	1"
HYD 639155	25TL06-112	16 1/4 x	22 1/4	20	1"
HYD 639156	25TL08-112	18 1/4 x	26 1/4	21	1"
HYD 639157	25TL10-112	20 1/4 x	30 1/4	23	1"
HYD 639158	25TL12-112	22 1/4 x	34 1/4	24	1"
HYD 639159	25TL14-112	24 1/4 x	38 1/4	26	1"
HYD 639160	25TL16-112	26 1/4 x	42 1/4	28	1"
HYD 639161	25TL18-125	28 1/4 x	46 1/4	31	1"
HYD 639162	25TL20-125	30 1/4 x	50 1/4	32	1"
HYD 639163	25TL24-125	34 1/4 x	58 1/4	35	1"
HYD 639165	25TL30-125	40 1/4 x	70 1/4	40	1"
HYD 639166	25TL36-125	46 1/4 x	82 1/4	45	1"
HYD 639168	30TL04-125	14 1/4 x	18 1/4	23	1"
HYD 639169	30TL06-125	16 1/4 x	22 1/4	25	1"
HYD 639170	30TL08-125	18 1/4 x	26 1/4	27	1"
HYD 639171	30TL10-125	20 1/4 x	30 1/4	30	1"
HYD 639172	30TL12-125	22 1/4 x	34 1/4	32	1"
HYD 639173	30TL14-125	24 1/4 x	38 1/4	34	1"
HYD 639174	30TL16-125	26 1/4 x	42 1/4	36	1"
HYD 639175	30TL18-125	28 1/4 x	46 1/4	39	1"
HYD 639176	30TL20-125	30 1/4 x	50 1/4	41	1"
HYD 639177	30TL24-150	34 1/4 x	58 1/4	48	1"
HYD 639179	30TL30-150	40 1/4 x	70 1/4	55	1"
HYD 639180	30TL36-150	46 1/4 x	82 1/4	62	1"

PART NO.	MODEL NO. BORE X STROKE - ROD DIA.	PIN TO PIN CENTER		SHIP WT. LBS.	CLEVIS PIN DIA.
		Retracted x	Extended		
HYD 639182	35TL04-125	14 1/4 x	18 1/4	30	1"
HYD 639183	35TL06-125	16 1/4 x	22 1/4	33	1"
HYD 639184	35TL08-125	18 1/4 x	26 1/4	35	1"
HYD 639185	35TL10-125	20 1/4 x	30 1/4	38	1"
HYD 639186	35TL12-125	22 1/4 x	34 1/4	41	1"
HYD 639187	35TL14-125	24 1/4 x	38 1/4	43	1"
HYD 639188	35TL16-125	26 1/4 x	42 1/4	46	1"
HYD 639189	35TL18-150	28 1/4 x	46 1/4	51	1"
HYD 639190	35TL20-150	30 1/4 x	50 1/4	54	1"
HYD 639191	35TL24-150	34 1/4 x	58 1/4	59	1"
HYD 639193	35TL30-150	40 1/4 x	70 1/4	67	1"
HYD 639194	35TL36-150	46 1/4 x	82 1/4	75	1"
HYD 639196	40TL04-125	14 1/4 x	18 1/4	37	1"
HYD 639197	40TL06-125	16 1/4 x	22 1/4	39	1"
HYD 639198	40TL08-125	18 1/4 x	26 1/4	42	1"
HYD 639199	40TL10-125	20 1/4 x	30 1/4	45	1"
HYD 639201	40TL12-125	22 1/4 x	34 1/4	48	1"
HYD 639202	40TL14-125	24 1/4 x	38 1/4	50	1"
HYD 639203	40TL16-125	26 1/4 x	42 1/4	53	1"
HYD 639204	40TL18-150	28 1/4 x	46 1/4	59	1"
HYD 639205	40TL20-150	30 1/4 x	50 1/4	62	1"
HYD 639206	40TL24-150	34 1/4 x	58 1/4	68	1"
HYD 639207	40TL24-175	34 1/4 x	58 1/4	74	1"
HYD 639208	40TL30-200	40 1/4 x	70 1/4	91	1"
HYD 639209	40TL36-200	46 1/4 x	82 1/4	102	1"
HYD 639210	40TL48-200	58 1/4 x	106 1/4	125	1"
HYD 639214	50TL10-150	22 1/4 x	32 1/4	75	1"
HYD 639215	50TL12-200	24 1/4 x	36 1/4	87	1"
HYD 639216	50TL14-200	26 1/4 x	40 1/4	92	1"
HYD 639217	50TL16-200	28 1/4 x	44 1/4	96	1"
HYD 639218	50TL18-200	30 1/4 x	48 1/4	101	1"
HYD 639219	50TL20-200	32 1/4 x	52 1/4	106	1"
HYD 639220	50TL24-200	36 1/4 x	60 1/4	116	1"
HYD 639222	50TL30-200	42 1/4 x	72 1/4	131	1"
HYD 639223	50TL36-200	48 1/4 x	84 1/4	145	1"

LION 3000 TH SERIES HYDRAULIC CYLINDERS

3000 PSI Working Pressure



1. PINS & RETAINERS - High tensile steel, zinc plated to prevent corrosion, c/w cotter pin retainers.
2. PORTS - Double ported ORB for greater flexibility of assembly and positive sealing. Unless otherwise stated, cylinders assembled with ports inline.
3. PISTON NUT - Heavy duty, torqued, self locking piston nut holds piston in place under high cycle loading.
4. PISTON WEAR RING - 33% glass filled nylon wear ring incorporated in piston to provide side load bearing area, preventing scoring of cylinder tube.
5. PISTON - Ductile iron, precision machined providing a malleable bearing surface for extended cylinder life.
6. PISTON SEAL - 15% fiberglass filled Teflon piston seal c/w o-ring expander provides a positive piston seal with minimal friction, extending seal operation under high pressure applications.
7. TIE RODS - High tensile steel with rolled threads to prevent failure under high pressure.
8. CYLINDER SHAFT - High tensile steel, hard chrome plated shaft provides extended cylinder life in harsh applications. Rolled threads on shank and clevis end for higher strength and improved wear resistance.
9. TUBE - Precision finished skive and burnished heavy wall steel tubing for extended seal and cylinder life.
10. ROD WEAR RING - 33% glass filled nylon wear ring incorporated in severe cylinder side loading conditions to extend cylinder life. NOTE: Optional on TH Series.
11. TUBE SEAL - 90 durometer o-ring with anti-extrusion back-up washer to prevent leakage under high pressure and cycle loading.
12. ROD SEAL - Polyurethane U-Cup providing long wearing positive seal.
13. ROD CAP & CLEVIS CAP - Ductile iron c/w drilled oil passages, offering increased bearing surface for high shock and side load applications.
14. ROD WIPER - Heavy duty metal encased Nitrile, preventing contaminants from entering cylinder.
15. THREADED SHAFT (on ASAE cylinders) To accept optional mechanical stroke control. Note: Not applicable to ASAE 5" bore cylinders.
16. ROD CLEVIS - Ductile iron c/w 360° thread contact area and positive set screws locking device able to withstand continuous high loads without wear or fracture.

LION 3000 TH SERIES HYDRAULIC CYLINDERS

A.S.A.E. CYLINDER "TH SERIES"

PART NO.	MODEL NO. BORE X STROKE - ROD DIA.	PIN TO PIN CENTER		SHIP WT. LBS.	CLEVIS PIN DIA.
		Retracted	Extended		
HYD 639280	20TH08-112 ASAE	20 1/4	28 1/4	20	1"
HYD 639281	25TH08-112 ASAE	20 1/4	28 1/4	22	1"
HYD 639282	30TH08-125 ASAE	20 1/4	28 1/4	28	1"
HYD 639283	35TH08-125 ASAE	20 1/4	28 1/4	36	1"
HYD 639284	40TH08-137ASAE	20 1/4	28 1/4	44	1"


PART NO.	MODEL NO. BORE X STROKE - ROD DIA.	PIN TO PIN CENTER		SHIP WT. LBS.	CLEVIS PIN DIA.
		Retracted	Extended		
HYD 639286	50TH08-200 ASAE	20 1/4	28 1/4	78	1 1/4"
HYD 639699	30TH16-150 ASAE	31 1/2	47 1/2	41	1 1/4"
HYD 639700	35TH16-150 ASAE	31 1/2	47 1/2	51	1 1/4"
HYD 639701	40TH16-175 ASAE	31 1/2	47 1/2	64	1 1/4"
HYD 639702	50TH16-200 ASAE	31 1/2	47 1/2	100	1 1/4"

NON A.S.A.E. CYLINDERS "TH SERIES"

PART NO.	MODEL NO. BORE X STROKE - ROD DIA.	PIN TO PIN CENTER		SHIP WT. LBS.	CLEVIS PIN DIA.
		Retracted	Extended		
HYD 639617	20TH08-112	18 1/4	26 1/4	19	1"
HYD 639618	20TH10-112	20 1/4	30 1/4	21	1"
HYD 639619	20TH12-112	22 1/4	34 1/4	22	1"
HYD 639620	20TH14-112	24 1/4	38 1/4	24	1"
HYD 639621	20TH16-112	26 1/4	42 1/4	25	1"
HYD 639622	20TH18-112	28 1/4	46 1/4	26	1"
HYD 639623	20TH20-112	30 1/4	50 1/4	28	1"
HYD 639624	20TH24-112	34 1/4	58 1/4	30	1"
HYD 639631	25TH08-112	18 1/4	26 1/4	21	1"
HYD 639632	25TH10-112	20 1/4	30 1/4	23	1"
HYD 639633	25TH12-112	22 1/4	34 1/4	24	1"
HYD 639634	25TH14-112	24 1/4	38 1/4	26	1"
HYD 639635	25TH16-125	26 1/4	42 1/4	29	1"
HYD 639636	25TH18-125	28 1/4	46 1/4	31	1"
HYD 639637	25TH20-125	30 1/4	50 1/4	32	1"
HYD 639638	25TH24-125	34 1/4	58 1/4	35	1"
HYD 639645	30TH08-125	18 1/4	26 1/4	27	1"
HYD 639646	30TH10-125	20 1/4	30 1/4	30	1"
HYD 639647	30TH12-125	22 1/4	34 1/4	32	1"
HYD 639648	30TH14-125	24 1/4	38 1/4	35	1"
HYD 639649	30TH16-150	26 1/4	42 1/4	39	1"
HYD 639650	30TH18-150	28 1/4	46 1/4	41	1"
HYD 639651	30TH20-150	30 1/4	50 1/4	43	1"
HYD 639652	30TH24-150	34 1/4	58 1/4	48	1"

PART NO.	MODEL NO. BORE X STROKE - ROD DIA.	PIN TO PIN CENTER		SHIP WT. LBS.	CLEVIS PIN DIA.
		Retracted	Extended		
HYD 639659	35TH08-125	18 1/4	26 1/4	35	1"
HYD 639660	35TH10-125	20 1/4	30 1/4	38	1"
HYD 639661	35TH12-125	22 1/4	34 1/4	41	1"
HYD 639662	35TH14-125	24 1/4	38 1/4	43	1"
HYD 639663	35TH16-150	26 1/4	42 1/4	48	1"
HYD 639664	35TH18-150	28 1/4	46 1/4	51	1"
HYD 639665	35TH20-150	30 1/4	50 1/4	54	1"
HYD 639666	35TH24-150	34 1/4	58 1/4	59	1"
HYD 639673	40TH08-137	18 1/4	26 1/4	43	1"
HYD 639674	40TH10-137	20 1/4	30 1/4	46	1"
HYD 639675	40TH12-137	22 1/4	34 1/4	48	1"
HYD 639676	40TH14-137	24 1/4	38 1/4	52	1"
HYD 639677	40TH16-175	26 1/4	42 1/4	61	1"
HYD 639678	40TH18-175	28 1/4	46 1/4	64	1"
HYD 639679	40TH20-175	30 1/4	50 1/4	67	1"
HYD 639680	40TH24-175	34 1/4	58 1/4	74	1"
HYD 639688	50TH10-200	22 1/4	32 1/4	78	1 1/4"
HYD 639689	50TH12-200	24 1/4	36 1/4	88	1 1/4"
HYD 639690	50TH14-200	26 1/4	40 1/4	93	1 1/4"
HYD 639691	50TH16-200	28 1/4	44 1/4	97	1 1/4"
HYD 639692	50TH18-200	30 1/4	48 1/4	102	1 1/4"
HYD 639693	50TH20-200	32 1/4	52 1/4	107	1 1/4"
HYD 639694	50TH24-200	36 1/4	60 1/4	117	1 1/4"

LION 3000 TP SERIES REPHASING HYDRAULIC CYLINDERS

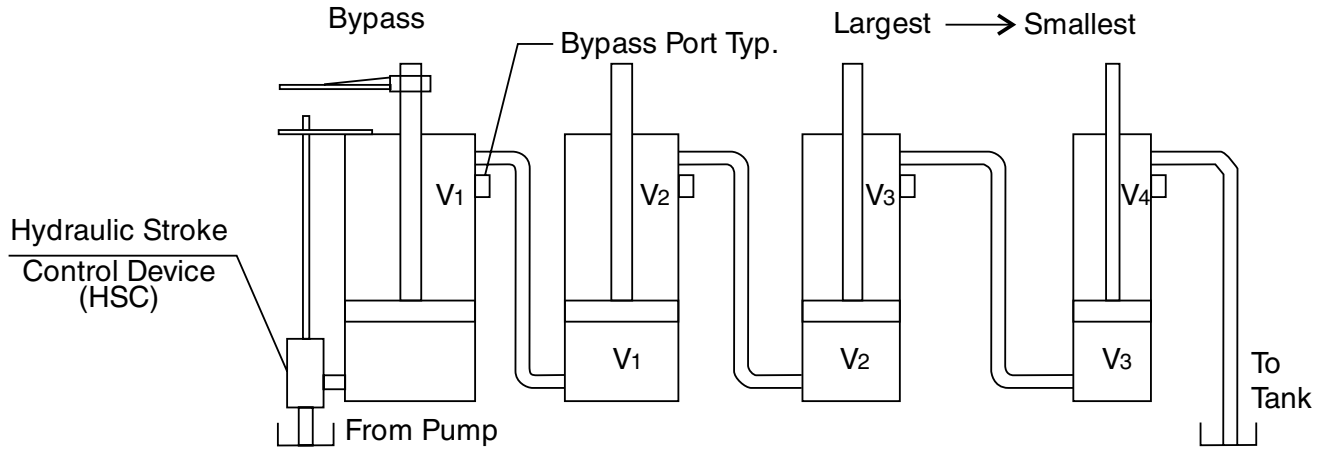


1. PINS & RETAINERS - High tensile steel, zinc plated to prevent corrosion, c/w cotter pin retainers.
2. PORTS - Double ported ORB for greater flexibility of assembly and positive sealing. Unless otherwise stated, cylinders assembled with ports inline.
3. PISTON NUT - Heavy duty, torqued, self locking piston nut holds piston in place under high cycle loading.
4. PISTON WEAR RING - 33% glass filled nylon wear ring incorporated in piston to provide side load bearing area, preventing scoring of cylinder tube.
5. PISTON - Ductile iron, precision machined providing a malleable bearing surface for extended cylinder life.
6. PISTON SEAL - 15% fiberglass filled Teflon piston seal c/w o-ring expander provides a positive piston seal with minimal friction, extending seal operation under high pressure applications.
7. TIE RODS - High tensile steel with rolled threads to prevent failure under high pressure.
8. CYLINDER SHAFT - High tensile steel, hard chrome plated shaft provides extended cylinder life in harsh applications. Rolled threads on shank and clevis end for higher strength and improved wear resistance.
9. TUBE - Precision finished skive and burnished heavy wall steel tubing for extended seal and cylinder life.
10. BYPASS PORT - Precision machined and finished bypass port to ensure positive rephasing of cylinders with minimal settleback and consistent rephasing flow.
11. ROD WEAR RING - 33% glass filled nylon wear ring incorporated in severe cylinder side loading conditions to extend cylinder life. NOTE: Optional on TP Series.
12. TUBE SEAL - 90 durometer o-ring with anti-extrusion back-up washer to prevent leakage under high pressure and cycle loading.
13. ROD SEAL - Polyurethane U-Cup providing long wearing positive seal.
14. ROD CAP & CLEVIS CAP - Ductile iron c/w drilled oil passages, offering increased bearing surface for high shock and side load applications.
15. ROD WIPER - Heavy duty metal encased Nitrile, preventing contaminants from entering cylinder.
16. THREADED SHAFT (on ASAE cylinders) To accept optional mechanical stroke control. Note: Not applicable to ASAE 5" bore cylinders.
17. ROD CLEVIS - Ductile iron c/w 360° thread contact area and positive set screws locking device able to withstand continuous high loads without wear or fracture.

HYDRAULIC STROKE CONTROL ASSEMBLY

1. VALVE BODY - Precision machined with flexible 34-16 coupler for ease of assembly to base end port of cylinder.
2. SPOOL VALVE - Stainless steel to eliminate corrosion, "nylatron" piston for extended life.
3. PUSH ROD - Provides positive actuation of spool valve and eliminates the need for additional hydraulic tubing and fittings. Note: Push rod length is proportional to cylinder stroke.
4. ACTUATOR - Ductile iron, allowing for infinite control of cylinder stroke by adjusting actuator position on shaft. Aluminum bushing prevents damage to cylinder shaft.

LION 3000 TP SERIES REPHASING HYDRAULIC CYLINDERS



Synchronized operation of two or more hydraulic cylinders in unbalanced load conditions can be attained by plumbing volumetrically matched cylinders (see specific cylinder bore and shaft diameters on accompanying TP Series chart) adjacent to each other where the displaced fluid produces equal, simultaneous actuation of each cylinder in the system. As the volumes of each cylinder cannot economically be identically matched, a bypass port is provided that, upon full extension (or retraction), a metered amount of fluid bypasses the piston seal to the next adjacent cylinder in the system. This indexes all cylinders of the system to the same position, then upon retraction (extension) positive sealing is engaged and synchronized operation continues (to ensure optimum performance all entrapped air must be purged from these rephasing cylinder systems).

A.S.A.E. REPHASING CYLINDERS

PART NO.	MODEL NO. BORE X STROKE - ROD DIA.	PIN TO PIN CENTER		SHIP WT. LBS.	CLEVIS PIN DIA.
		Retracted	Extended		
HYD 639703	25TP08-112	20 1/4	28 1/4	22	1"
HYD 639704	27TP08-112	20 1/4	28 1/4	25	1"
HYD 639705	30TP08-125	20 1/4	28 1/4	28	1"
HYD 639706	32TP08-125	20 1/4	28 1/4	32	1"
HYD 639707	35TP08-125	20 1/4	28 1/4	36	1"
HYD 639708	37TP08-137	20 1/4	28 1/4	42	1"
HYD 639709	40TP08-137	20 1/4	28 1/4	44	1"
HYD 639710	42TP08-150	20 1/4	28 1/4	50	1"
HYD 639711	45TP08-150	20 1/4	28 1/4	52	1"
HYD 639712	47TP08-150	20 1/4	28 1/4	70	1"
HYD 639713	50TP08-150	20 1/4	28 1/4	72	1"

HYDRAULIC STROKE CONTROL ASSEMBLY

for TP & TH Series Cylinders

A Hydraulic Stroke Control Assembly mounted on a TP or TH Series cylinder can provide an infinitely variable stroke adjustment for that cylinder. When used in conjunction with the master cylinder of a rephasing system, it provides consistent positive stroke control of the entire system.

Pictured at left with a TP Series Rephasing Cylinder.

PART NO.	MODEL NO.	ROD DIA.	WEIGHT	USED ON
HYD 637290	HSC-2730	1 1/8	3	2 3/4" - 3" Bore Series
HYD 637291	HSC-3235	1 1/4	3	3 1/4" - 3 1/2" Bore Series
HYD 637292	HSC-3740	1 3/8	3 1/2	3 3/4" - 4" Bore Series
HYD 637293	HSC-4245	1 1/2	4	4 1/4" - 4 1/2" Bore Series
HYD 637294	HSC-4750	1 1/2	4	4 3/4" - 5" Bore Series

HYDRAULIC CYLINDER ACCESSORIES

Adjustable Stroke Controls



PART NO.	DESCRIPTION	ROD DIA.	WEIGHT	STROKE ADJUSTMENT	FOR USE ON
HYD 638655	2 stage	1 1/8"	2 lbs.	2 1/4"	TH, TL & TP Series
HYD 638656	2 stage	1 1/4"	3 lbs.	2 1/4"	TH, TL & TP Series
HYD 638657	2 stage	1 3/8"	3 1/2 lbs.	2 1/4"	TH, TL & TP Series
HYD 638658	2 stage	1 1/2"	4 lbs.	2 1/4"	TH, TL & TP Series
HYD 1E6000-1	2 stage	1 1/16"	-	3"	TR, THD & HD Series 8" stroke Cylinders (except 50H08)
HYD 637370	2 stage	1 1/8"	2 lbs.	3"	TR, THD & HD Series 8" stroke Cylinders (except 50H08)
HYD 637371	2 stage	1 1/4"	3 lbs.	3"	TR, THD & HD Series 8" stroke Cylinders (except 50H08)
HYD 637384	2 stage	1 1/2"	4 lbs.	3"	TR, THD & HD Series 8" stroke Cylinders (except 50H08)
HYD 638653	3 stage	1 1/8"	2 1/2 lbs.	3 1/16"	TH, TL & TP Series

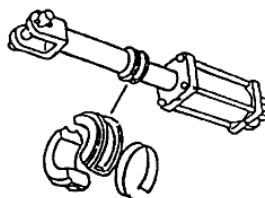
Stroke Control Spacer Kits

Spacer kits consist of 5 pair of segments for a total adjustment of 6 1/2" (2 pair - 1" wide; 1 pair - 1 1/4" wide; 1 pair - 1 1/2" wide; 1 pair 1 3/4" wide) and 5 stainless steel retaining rings.



PART NO.	MODEL NO.	ROD DIA.	WEIGHT	DESCRIPTION
HYD 639070	9110	1 1/8"	4 lbs.	unplated
HYD 639120	9120	1 1/4"	4 lbs.	unplated
HYD 639240	9130	1 1/2"	4 lbs.	unplated
HYD 639076	9110P	1 1/8"	4 lbs.	zinc plated
HYD 639123	9120P	1 1/4"	4 lbs.	zinc plated
HYD 639241	9130P	1 1/2"	4 lbs.	zinc plated

Stroke Control Segments



PART NO.	DESCRIPTION	FOR SHAFT SIZE
HYD 55000	Kit*	1 1/8" or 1 1/4"
HYD 55003	3/4" width	1 1/8" or 1 1/4"
HYD 55004	1" width	1 1/8" or 1 1/4"
HYD 55005	1 1/4" width	1 1/8" or 1 1/4"
HYD 55006	1 1/2" width	1 1/8" or 1 1/4"
HYD 55001	Kit**	1 3/8" or 1 1/2"
HYD 55007	3/4" width	1 3/8" or 1 1/2"
HYD 55008	1" width	1 3/8" or 1 1/2"
HYD 55009	1 1/4" width	1 3/8" or 1 1/2"
HYD 55010	1 1/2" width	1 3/8" or 1 1/2"
HYD 55002	Kit***	2"
HYD 55011	1" width	2"
HYD 55012	1 1/2" width	2"
HYD 55013	2" width	2"
HYD 55014	4 1/4" width	2"

*Kit contains 3/4", 1", 1 1/4" and 1 1/2" widths.

**Kit contains 3/4", 1", 1 1/4" and 1 1/2" widths.

***Kit contains 1", 1 1/4", 2" and 4 1/4" widths.

Rod Clevis Ends


PART NO.	THREAD SIZE	CYLINDER PIN SIZE
HYD 1D1003-3	1 1/16"	1"
HYD 458599	1 1/8"	1"
HYD 458600	1 1/4"	1"
HYD 437140	1 1/4"	1"
HYD 492650	1 1/8"	1"
HYD 492652	1 1/4"	1"
HYD 492654	1 1/2"	1"
HYD 492655	1 1/2"	1 1/4"
HYD 492656	1 1/4"	1 1/4"



HYDRAULIC CYLINDER ACCESSORIES

Cylinder Pins


- Precision machined pin with grooves and holes for easy use.
- Includes clips.



PART NO.	DIA.	USABLE LENGTH	OVERALL LENGTH	DESCRIPTION
HYD ZP225	1"	2 1/4"	3"	Zinc plated
HYD ZP275	1"	2 3/4"	3 1/2"	Zinc plated
HYD ZP300	1"	3"	3 3/4"	Zinc plated
HYD ZP325	1"	3 1/4"	4"	Zinc plated
HYD EP300	1"	3"	-	Black
HYD PH-225	1"	2 1/4"	-	Black pin w/ plastic handle
HYD PH-275	1"	2 3/4"	-	Black pin w/ plastic handle
HYD PH-300	1"	3"	-	Black pin w/ plastic handle

Cylinder Pin Kits

PART NO.	PACKAGE CONTENTS	USED ON
HYD 640091	(2) 1" dia. x 3 3/8" LG clevis pins (2 7/8" usable) (4) hair pin retainers	All 2" - 4" bore TL, TH & TP Series
HYD 638665	(1) 1" dia. x 3 7/8" LG clevis pin (1) 1" dia. x 4 1/2" LG clevis pin (4) cotter pin retainers	All 4 1/4" - 5" bore TL & TP Series
HYD 638666	(2) 1 1/4" dia. x 3 7/8" LG clevis pins (4) cotter pin retainers	All 3" - 4" bore x 16" stroke TL & TH Series ASAE
HYD 638667	(1) 1 1/4" dia. x 3 7/8" LG clevis pin (1) 1 1/4" dia. x 4 1/2" LG clevis pin (4) cotter pin retainers	All 5" bore TH Series, 5" x 16" TL Series ASAE
HYD 640110	(12) hair pin retainers	
HYD 638668	(12) 3/16" x 1 1/2" cotter pin retainers	




Breathers for Single Acting Applications

PART NO.	DESCRIPTION
HYD 640368	3/8 NPT
HYD 640370	1/2 NPT



Port Adapter

PART NO.	DESCRIPTION
HYD 0510-8x6	3/4 - 16 ORB - 1/2 NPT

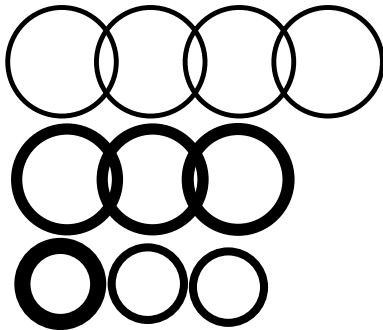


HYDRAULIC CYLINDER REPAIR KITS

TL Series (2500 psi) Repair Kits

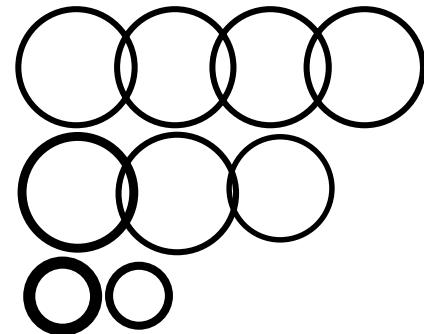
PART NO.	MODEL NO. BORE - ROD DIA.	DESCRIPTION
HYD 639572	RK20L-112	up to 30" stroke
HYD 639573	RK25L-112	up to 16" stroke
HYD 639574	RK25L-125	18" stroke & up
HYD 639575	RK30L-125	up to 20" stroke
HYD 639576	RK30L-150	24" stroke & up
HYD 639577	RK35L-125	up to 16" stroke
HYD 639578	RK35L-150	18" stroke & up
HYD 639579	RK40L-125	up to 16" stroke
HYD 639580	RK40L-150	18" to 24" stroke
HYD 639581	RK40L-175	24" stroke
HYD 639582	RK40L-200	30" stroke & up
HYD 639583	RK50L-150	up to 10" stroke
HYD 639584	RK50L-200	12" to 36" stroke

Note: TL Series cylinder repair kits can be used in previous TR Series cylinders with corresponding bore and shaft diameters.



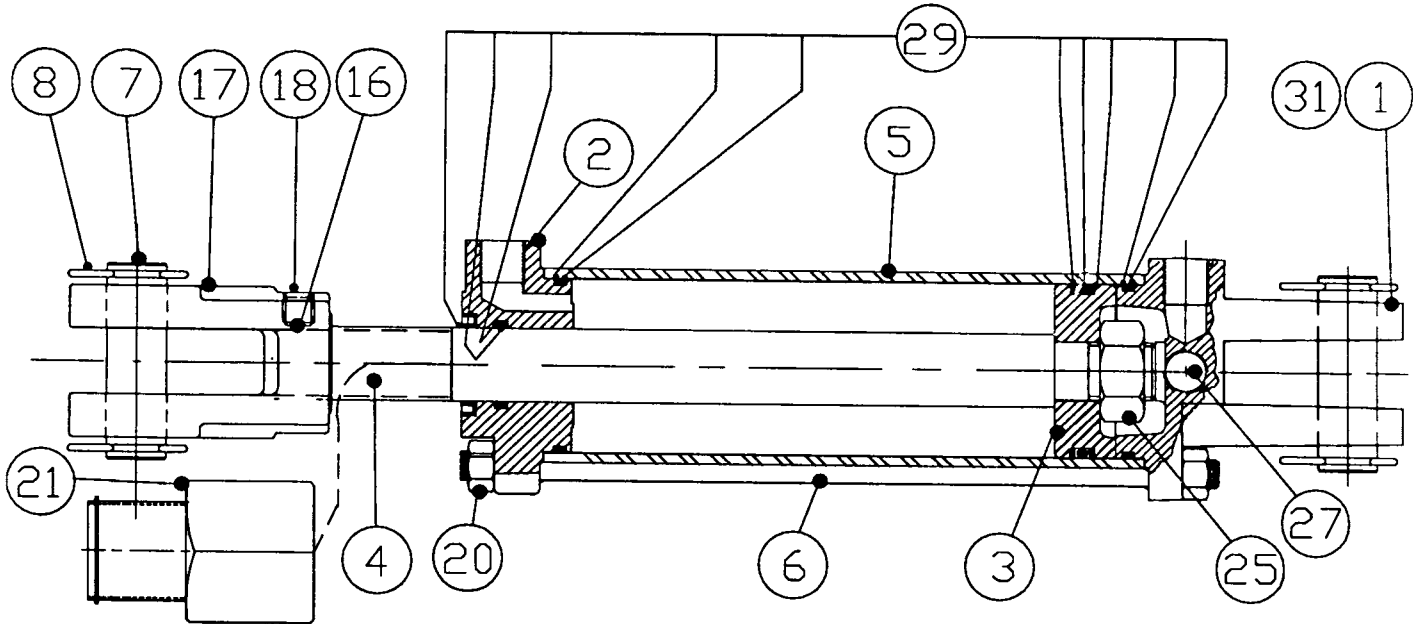
TH & TP Series (3000 psi & Rephasing) Repair Kits

PART NO.	MODEL NO. BORE - ROD DIA.	DESCRIPTION
HYD 639542	RK20H-112	Up to 24" stroke
HYD 639555	RK25H-112	up to 14" stroke & rephasing
HYD 639556	RK25H-125	16" to 24" stroke
HYD 639557	RK27H-112	Rephasing cylinder repair kit
HYD 639558	RK30H-125	up to 14" stroke & Rephasing
HYD 639559	RK30H-150	16" to 24" stroke
HYD 639560	RK32H-125	Rephasing cylinder repair kit
HYD 639561	RK35H-125	up to 14" stroke & Rephasing
HYD 639562	RK35H-150	16" to 24" stroke
HYD 639563	RK37H-137	Rephasing cylinder repair kit
HYD 639564	RK40H-137	up to 14" stroke & Rephasing
HYD 639565	RK40H-150	Rephasing cylinder repair kit
HYD 639566	RK40H-175	16" to 24" stroke
HYD 639585	RK40H-200	30" stroke & up
HYD 639567	RK42H-150	Rephasing cylinder repair kit
HYD 639568	RK45H-150	Rephasing cylinder repair kit
HYD 639569	RK47H-150	Rephasing cylinder repair kit
HYD 639570	RK50H-150	Rephasing cylinder repair kit
HYD 639571	RK50H-200	8" to 24" stroke



CHECK OUT THE EXTENSIVE SELECTION OF PARKER HYDRAULIC FITTINGS AVAILABLE ON PAGES 3 - 83.

Lion 2500 TL Series Hydraulic Cylinders Repair Parts

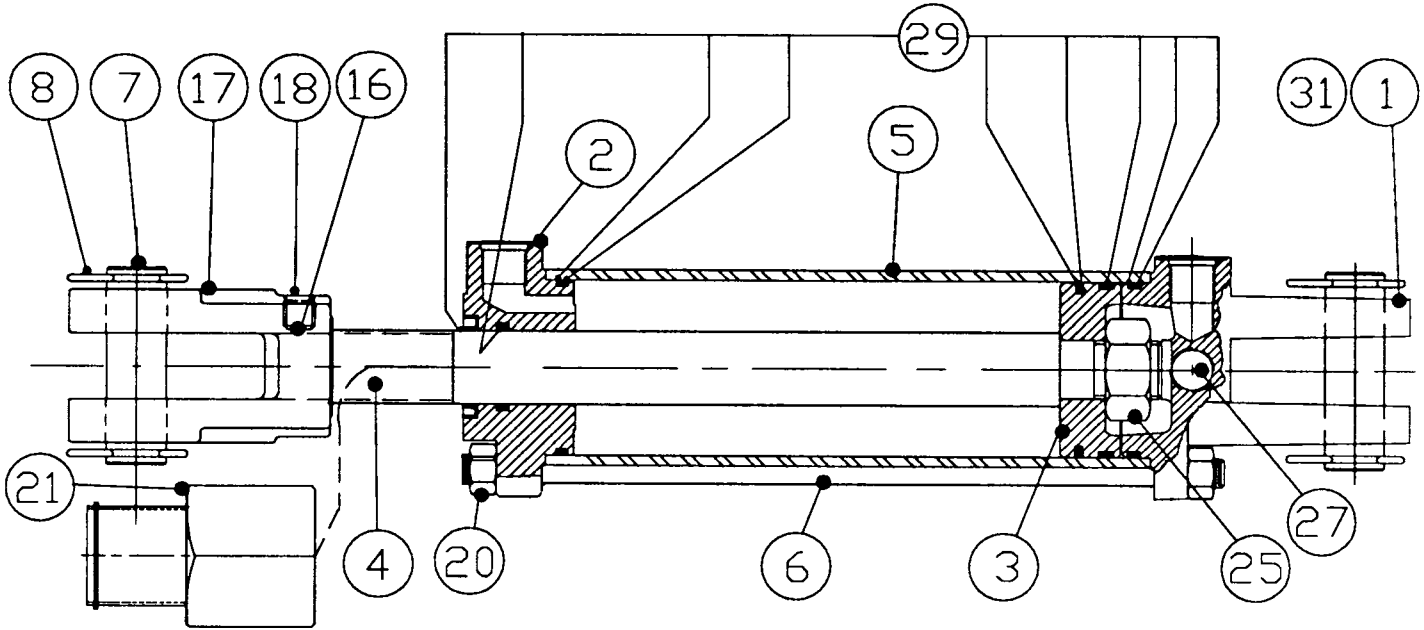


Ref.	Qty.	Description	Stroke	20TL	25TL	30TL	35TL	40TL	50TL
1	1	Clevis Cap 1" pin		492805	492807	492810	492820	492830	492840
	1	Clevis Cap 1.25" pin		-	-	492815	492816	492817	492818
2	1	Rod Cap	8 ASAE	492806	492808	492812	492822	492832	492842
			16 ASAE	-	-	492814	492824	492836	492846
			4 to 16	492806	492808	492812	492822	492832	-
			10	-	-	-	-	-	492842
			12 to 16	-	-	-	-	-	492846
			18 to 20	492806	492809	492812	492824	492834	492846
			24	492806	492809	492814	492824	492834	492846
			(1.75 dia.) 24	-	-	-	-	492836	-
			30	492806	492809	492814	492824	492838	492846
36	-	492809	492814	492824	492838	492846			
48	-	-	-	-	492838	-			
3	1	Piston		492548	492529	492520	492528	492527	494763
4	1	Rod	8 ASAE	492699	492699	492700	492700	492700	494820
			16 ASAE	-	-	492801	492801	492794	492803
			4	492848	492848	492866	492866	492866	-
			6	492850	492850	492868	492868	492868	-
			8	492851	492851	492864	492864	492864	-
			10	492852	492852	492869	492869	492869	492799
			12	492853	492853	492870	492870	492870	494830
			14	492854	492854	492872	492872	492872	494831
			16	492855	492855	492873	492873	492873	494832
			18	492856	492642	492875	492629	492629	494833
			20	492857	492643	492876	492630	492630	494834
			24	492860	492644	492631	492631	492631	494835
			(1.75 dia.) 24	-	-	-	-	492649	-
			30	492862	492646	492632	492632	492796	494836
36	-	492648	492634	492634	492798	494837			
48	-	-	-	-	492795	-			

**Lion 2500 TL Series Hydraulic Cylinders
Repair Parts (continued)**

Ref.	Qty.	Description	Stroke	20TL	25TL	30TL	35TL	40TL	50TL
5	1	Tube	8 ASAE	491608	491668	491738	491798	467308	437271
			16 ASAE	-	-	491746	491806	467316	437275
			4	491604	491664	491734	491794	467304	-
			6	491606	491666	491736	491796	467306	-
			8	491608	491668	491738	491798	467308	-
			10	491610	491670	491740	491800	467310	437272
			12	491612	491672	491742	491802	467312	437273
			14	491614	491674	491744	491804	467314	437274
			16	491616	491676	491746	491806	467316	437275
			18	491618	491678	491748	491808	467318	437276
			20	491620	491680	491750	491810	467320	437277
			24	491624	491684	491754	491814	467324	437279
			30	491630	491690	491760	491820	467330	437082
			36	-	491696	491766	491826	467336	437283
			48	-	-	-	-	467348	-
			6	4	Tie Rod	8 ASAE	492218	492218	492278
16 ASAE	-	-				492286	492346	492346	492325
4	492214	492214				492299	492334	492334	-
6	492216	492216				492276	492336	492336	-
8	492218	492218				492278	492338	492338	492321
10	492220	492220				492280	492340	492340	492322
12	492222	492222				492282	492342	492342	492323
14	492224	492224				492284	492344	492344	492324
16	492226	492226				492286	492346	492346	492325
18	492228	492228				492288	492348	492348	492326
20	492230	492230				492290	492350	492350	492327
24	492234	492234				492294	492354	492354	492329
30	492240	492240				492300	492360	492360	492332
36	-	492246				492306	492366	492366	492333
48	-	-				-	-	-	492337
7&8	1	Pin (2) 1" dia.					640091	640091	640091
	1	Pin (2) 1.25" dia.		-	-	638666	638666	638666	638667
16	1	Thread Lock		498006	498006	498006	498006	498006	498006
17	1	Rod Clevis 1" pin		492650	492650	492652	492652	492652	492654
	1	Rod Clevis 1.25" pin		-	-	492656	492656	492656	492655
18	1	Set Screw		148390	148390	148390	148390	148390	148390
20	8	Nut Tie Rod		128230	128230	128250	128271	128271	129090
21	1	Str. Control		638655	638655	638656	638656	638656	-
25	1	Nut Piston		129090	129090	129110	129110	129110	130781
27	1	Plug		186530	186530	186540	186540	186540	186540
29	1	Seal Kit (Rod Dia.)	1 1/8	639572	639573	-	-	-	-
			1 1/4	-	639574	639575	639577	639579	-
			1 3/8	-	-	-	-	-	-
			1 1/2	-	-	639576	639578	639580	639593
			1 3/4	-	-	-	-	639581	-
			2	-	-	-	-	639582	639584

Lion 3000 TH Series Hydraulic Cylinders Repair Parts

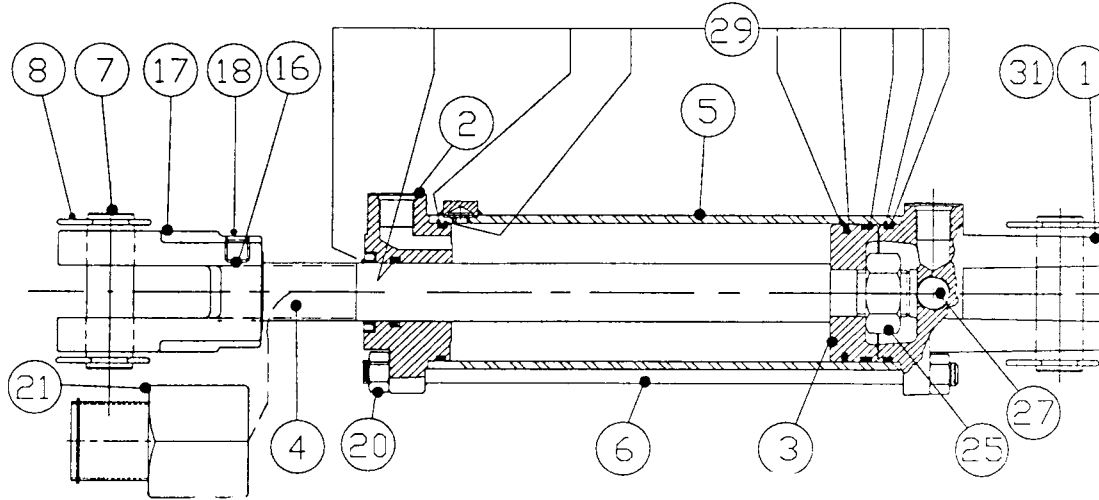


Ref.	Qty.	Description	Stroke	20TH	25TH	30TH	35TH	40TH	50TH
1	1	Clevis Cap 1" pin		492672	492674	492675	492676	492680	-
	1	Clevis Cap 1.25" pin		-	-	492681	492683	492682	492720
2	1	Rod Cap	8 ASAE	492665	492673	492670	492677	492685	492725
			16 ASAE	-	-	492728	492730	492695	492725
			8 to 14	492665	492673	492670	492677	492685	492725
			16 to 24	492665	492727	492728	492730	492695	492725
3	1	Piston		494765	494726	494719	494738	494730	494760
4	1	Rod	8 ASAE	492699	492699	492700	492700	492800	437191
			16 ASAE	-	-	492801	492801	492802	492804
			8	492851	492851	492864	492864	494825	-
			10	492852	492852	492869	492869	494826	437192
			12	492853	492853	492870	492870	494827	437193
			14	492854	492854	492872	492872	494828	437194
			16	492855	492641	492628	492628	494783	437195
			18	492856	492642	492629	492629	494784	437196
			20	492857	492643	492630	492630	494785	437197
			24	492860	492644	492631	492631	494787	437199
5	1	Tube	8 ASAE	491608	491668	491738	491798	467308	437271
			16 ASAE	-	-	491746	491806	467316	437275
			8	491608	491668	491738	491798	467308	-
			10	491610	491670	491740	491800	467310	437272
			12	491612	491672	491742	491802	467312	437273
			14	491614	491674	491744	491804	467314	437274
			16	491616	491676	491746	491806	467316	437275
			18	491618	491678	491748	491808	467318	437276
			20	491620	491680	491750	491810	467320	437277
			24	491624	491684	491754	491814	467324	437279

**Lion 3000 TH Series Hydraulic Cylinders
Repair Parts (continued)**

Ref.	Qty.	Description	Stroke	20TH	25TH	30TH	35TH	40TH	50TH
6	4	Tie Rod	8 ASAE	492218	492218	492278	492338	492338	492321
			16 ASAE	-	-	492286	492346	492346	492325
			8	492218	492218	492278	492338	492338	-
			10	492220	492220	492280	492340	492340	492322
			12	492222	492222	492282	492342	492342	492323
			14	492224	492224	492284	492344	492344	492324
			16	492226	492226	492286	492346	492346	492325
			18	492228	492228	492288	492348	492348	492326
			20	492230	492230	492290	492350	492350	492327
			24	492234	492234	492294	492354	492354	492329
7&8	1	Pin (2) 1" dia.		640091	640091	640091	640091	640091	-
	1	Pin (2) 1.25" dia.		-	-	638666	638666	638666	638667
16	1	Thread Lock		498006	498006	498006	498006	498006	498006
17	1	Rod Clevis 1" pin		492650	492650	492652	492652	492652	-
	1	Rod Clevis 1.25" pin		-	-	492656	492656	492656	492655
18	1	Set Screw		148390	148390	148390	148390	148390	148390
20	8	Nut Tie Rod		128230	128230	128250	128271	128271	129090
21	1	Str. Control		638655	638655	638656	638656	638657	-
25	1	Nut Piston		130556	130556	130560	130560	130559	130782
27	1	Plug		186562	186562	186562	186562	186562	186562
29	1	Seal Kit (Rod Dia.)	1 1/8	639542	639555	-	-	-	-
			1 1/4	-	639556	639558	639561	-	-
			1 3/8	-	-	-	-	639564	-
			1 1/2	-	-	639559	639562	639565	-
			1 3/4	-	-	-	-	639566	-
			2	-	-	-	-	639585	639571

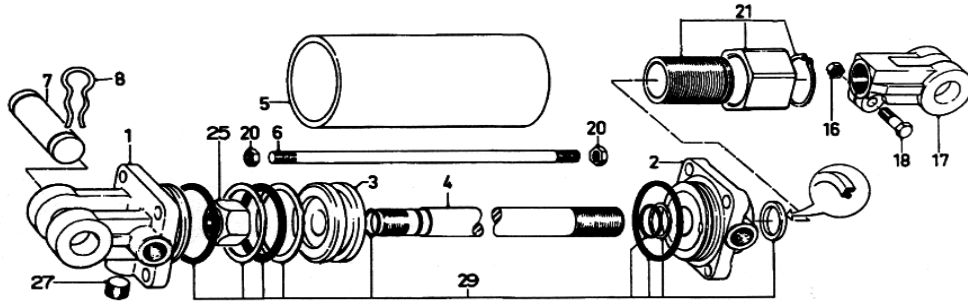
Lion 3000 TP Series Hydraulic Cylinders Repair Parts



REF.	QTY.	DESCRIPTION	STROKE	25TP	27TP	30TP	32TP	35TP
1	1	Clevis Cap 1" pin		492674	492660	492675	492662	492676
2	1	Rod Cap	8 ASAE	492673	492661	492670	492664	492677
3	1	Piston		494726	494727	494719	494737	494738
4	1	Rod	8 ASAE	492699	492699	492700	492700	492700
5	1	Tube Weld T	8 ASAE	464263	464264	464265	464266	464267
6	4	Tie Rod	8 ASAE	492218	492278	492278	492338	492338
7&8	1	Pin (2) 1" dia.		640091	640091	640091	640091	640091
16	1	Thread Lock		498006	498006	498006	498006	498006
17	1	Rod Clevis 1" pin		492650	492650	492652	492652	492652
18	1	Set Screw		148390	148390	148390	148390	148390
20	8	Nut Tie Rod		128230	128250	128250	128271	128271
21	1	Str. Control		638655	638655	638656	638656	638656
	1	Str. control 3STG		-	638653	-	-	-
25	1	Nut Piston		130556	130556	130560	130560	130560
27	1	Plug		186562	186562	186562	186562	186562
29	1	Seal Kit (Rod Dia.)	1 1/8 1 1/4	639555 -	639557 -	- 639558	- 639560	- 639561

REF.	QTY.	DESCRIPTION	STROKE	37TP	40TP	42TP	45TP	47TP	50TP
1	1	Clevis Cap 1" pin		492678	492680	492706	492708	492707	492709
2	1	Rod Cap	8 ASAE	492679	492685	492703	492705	492715	492723
3	1	Piston		494732	494730	494739	494740	494745	494760
4	1	Rod	8 ASAE	492800	492800	492698	492698	494820	494820
5	1	Tube Weld T	8 ASAE	464268	464269	464270	464271	464272	464273
6	4	Tie Rod	8 ASAE	492338	492338	492338	492338	492321	492321
7&8	1	Pin (2) 1" dia.		640091	640091	638665	638665	638665	638665
16	1	Thread Lock		498006	498006	498006	498006	498006	498006
17	1	Rod Clevis 1" pin		492652	492652	492654	492654	492654	492654
18	1	Set Screw		148390	148390	148390	148390	148390	148390
20	8	Nut Tie Rod		128271	128271	128271	128271	129090	129090
21	1	Str. Control		638657	638657	638658	638658	-	-
25	1	Nut Piston		130559	130559	130781	130781	130781	130781
27	1	Plug		186562	186562	186562	186562	186562	186562
29	1	Seal Kit (Rod Dia.)	1 3/8 1 1/2	639563 -	639564 -	- 639567	- 639568	- 639569	- 639570

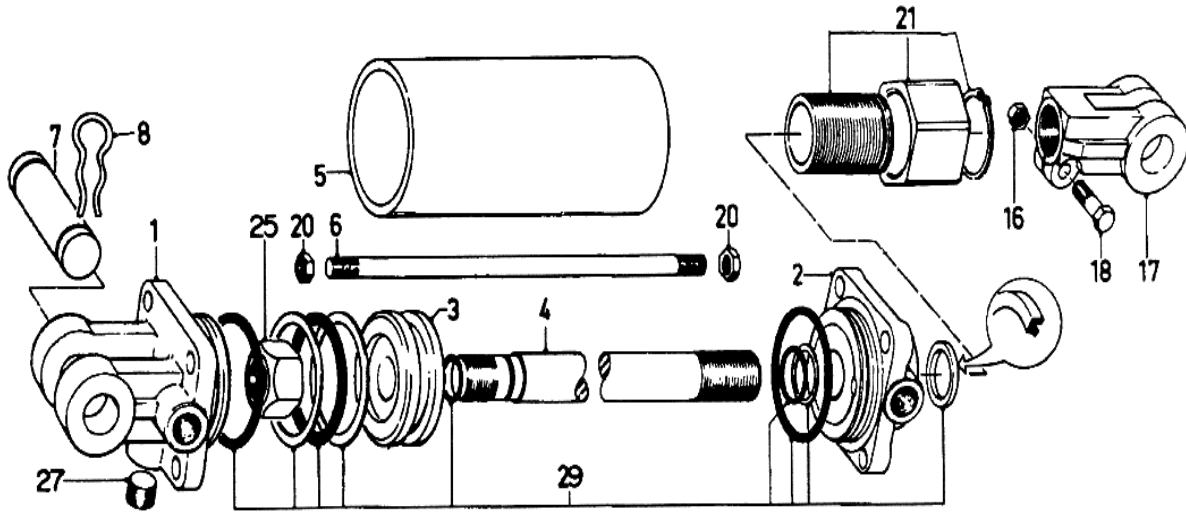
TR Series Tie Rod Cylinders Repair Parts



REF.	QTY.	DESCRIPTION	STROKE	20TR	25TR	30TR	35TR	40TR
1	1	Clevis Cap		492400	492401	492402	492403	494535
2	1	Rod Cap	08 ASAE	492420	492421	492440	492423	492424
			10-16	492420	492421	492440	492423	492424
			18-20	492420	492421	492440	492423	492442
			24	492420	492421	492440	492441	492442
3	1	Piston		492548	492529	492520	492528	492527
4	1	Rod	08 ASAE	492028	492028	492088	492088	492088
			10	491980	491980	492040	492040	492041
			12	491982	491982	492042	492042	492042
			14	491984	491984	492044	492044	492044
			16	491986	491986	492046	492046	492046
			18	491988	491988	492048	492048	492098
			20	491990	491990	492050	492050	492100
			24	491994	491994	492054	492104	492104
5	1	Cylinder Tube	08 ASAE	491608	491668	491738	491798	491858
			10	491610	491670	491740	491800	491860
			12	491612	491672	491742	491802	491862
			14	491614	491674	491744	491804	491864
			16	491616	491676	491746	491806	491866
			18	491618	491678	491748	491808	491868
			20	491620	491680	491750	491810	491870
			24	491624	491684	491754	491814	491874
6	4	Tie Rod	08 ASAE	492218	492218	492278	492278	492278
			10	492220	492220	492560	492560	492280
			12	492222	492222	492562	492562	492282
			14	492224	492224	492564	492564	492284
			16	492226	492226	492566	492566	492286
			18	492228	492228	492568	492568	492288
			20	492230	492230	492570	492570	492290
			24	492234	492234	492294	492297	492294
7	2	Pin 1"		640091	640091	640091	640091	640091
8	4	Clip Pin		640110	640110	640110	640110	640110
16	1	Nut, Clevis		128230	128230	128230	128230	128230
17	1	Rod Clevis		458599	458599	458600	458600	458600
18	1	Bolt, Clevis		119254	119254	119254	119254	119254
20	8	Nut, Tie Rod		128230	128230	128250	128250	128250
21	1	Stroke Control		637370	637370	637371	637371	637371
25	1	Nut, Piston		129090	129090	129110	129110	129110
27	1	Plug		186530	186530	186540	186540	186540
29	1	Seal Kit						

See Page 11-185 (TL Series)

40TR-5/8t SERIES (5/8" Tie Rod) Tie Rod Cylinders Repair Parts

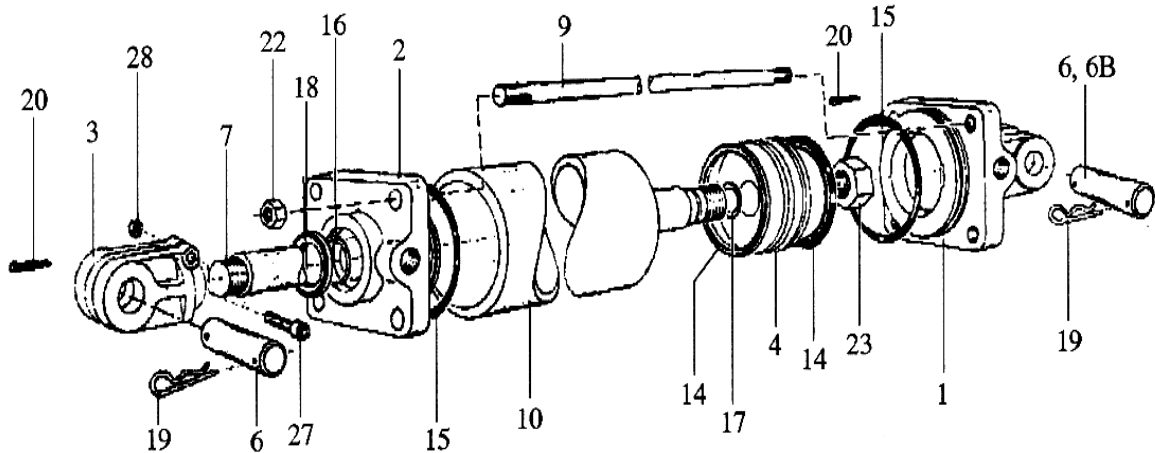


REF.	QTY.	DESCRIPTION	STROKE	PART NO.	
1	1	Clevis Cap	08-24	HYD 492425	
2	1	Rod Cap	08-16	HYD 492453	
			18-24	HYD 492461	
3	1	Piston	08-24	HYD 492527	
4	1	Rod	1 1/4"	08	HYD 492088
			1 1/4"	10	HYD 492040
			1 1/4"	12	HYD 492042
			1 1/4"	14	HYD 492044
			1 1/4"	16	HYD 492046
			1 1/2"	18	HYD 492098
			1 1/2"	20	HYD 492100
			1 1/2"	24	HYD 492104
5	1	Cylinder Tube	08	HYD 467308	
			10	HYD 467310	
			12	HYD 467312	
			14	HYD 467314	
			16	HYD 467316	
			18	HYD 467318	
			20	HYD 467320	
			24	HYD 467324	

REF.	QTY.	DESCRIPTION	STROKE	PART NO.
6	4	Tie Rod	08	HYD 492338
			10	HYD 492340
			12	HYD 492342
			14	HYD 492344
			16	HYD 492346
			18	HYD 492348
			20	HYD 492350
			24	HYD 492354
7	2	Pin 1"	08-24	HYD 134953
8	4	Clip Pin	08-24	HYD 134952
16	1	Nut, Clevis	08-24	HYD 128230
17	1	Rod, Clevis	08-24	HYD 458600
18	1	Bolt, Clevis	08-24	HYD 119254
20	8	Nut, Tie Rod	08-24	HYD 128271
21	1	Stroke Control	08	HYD 637371
25	1	Nut, Piston	08-24	HYD 129110
27	1	Plug	08-24	HYD 186540
29	1	Seal Kit		

See Page 11-185 (TL Series)

50H SERIES Tie Rod Cylinders Repair Parts



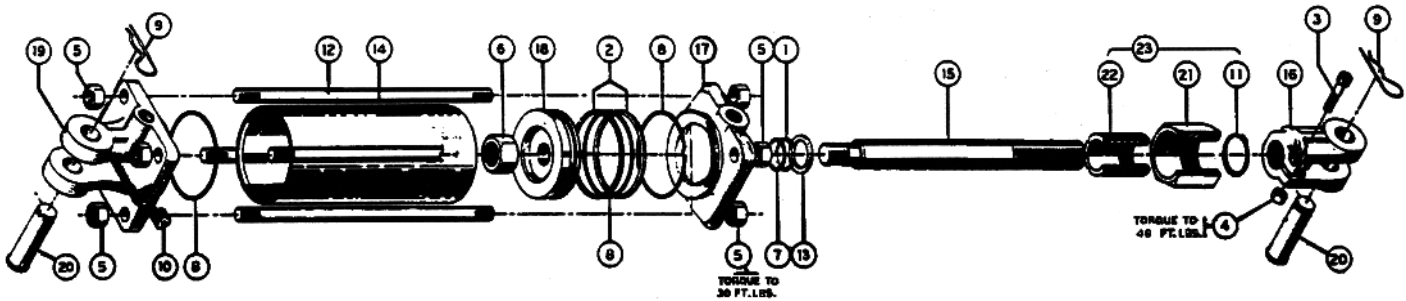
REF.	PART NO.	STROKE	DESCRIPTION
1	HYD 437100	All	Clevis Cap
2	HYD 437120	8, 10	Rod Cap
	HYD 437130	12 to 24	Rod Cap
3	HYD 437140	All	Rod Clevis
4	HYD 437160	All	Piston
6	HYD 419390		Pin, Cadm. Pl.
6B	HYD 437320		Pin, Cadm. Pl.
7	HYD 437170	8	Rod
	HYD 437180	10	Rod
	HYD 437190	12	Rod
	HYD 437200	14	Rod
	HYD 437210	16	Rod
	HYD 437212	18	Rod
	HYD 437214	20	Rod
	HYD 469990	24	Rod
9	HYD 437220	8	Tie Rod
	HYD 437230	10	Tie Rod
	HYD 437240	12	Tie Rod
	HYD 437250	14	Tie Rod
	HYD 437260	16	Tie Rod
	HYD 437262	18	Tie Rod
	HYD 437264	20	Tie Rod
	HYD 491050	24	Tie Rod

REF.	PART NO.	STROKE	DESCRIPTION
10	HYD 437270	8	Cylinder Tube
	HYD 437280	10	Cylinder Tube
	HYD 437290	12	Cylinder Tube
	HYD 437300	14	Cylinder Tube
	HYD 437310	16	Cylinder Tube
	HYD 437312	18	Cylinder Tube
	HYD 437314	20	Cylinder Tube
	HYD 469680	24	Cylinder Tube
19	HYD 134950	All	Clevis Pin Clip
20	HYD 135990	All	Cotter Pin
22	HYD 128270	All	Hex. Nut
23	HYD 133890	All	Lock Nut
25	Seal Kit		See Page 11-185 (TL Series)
27	HYD 140590	All	Socket Hd. Cap Screw
28	HYD 128230	All	Hex. Nut

CROSS HYDRAULIC CYLINDER PARTS

SEAL KITS

PART NO.	DESCRIPTION
HYD 1C4244	FOR 2" CYLINDER
HYD 1C4433	FOR 2 1/2" CYLINDER
HYD 1C4629	FOR 3" CYLINDER
HYD 1C4429	FOR 3 1/2" CYLINDER
HYD 1C4430	FOR 4" CYLINDER



REF.	DESCRIPTION	QTY	2" BORE	2 1/2" BORE	3" BORE	3 1/2" BORE	4" BORE
1	BACK-UP (ROD)	1	2A0006-215	2A0006-215	2A0006-218	2A0006-218	2A0006-218
2	BACK-UP (PISTON)	2	2A0010-326	2A0010-330	2A0010-334	2A0010-338	2A0010-342
3	CAPSCREW	1	2A0079-616	2A0079-616	2A0079-616	2A0079-616	2A0079-616
4	CLEVIS NUT	1	2A0235-6	2A0235-6	2A0235-6	2A0235-6	2A0235-6
5	TIE ROD NUT	8	2A0235-6	2A0235-6	2A0235-8	2A0236-9	2A0236-10
6	PISTON NUT	1	2A0246-12	2A0246-12	2A0246-12	1A1141	2A0246-16
7	O-RING (ROD)	1	2A0283-7215	2A0283-7215	2A0283-7218	2A0283-7218	2A0283-7218
8	O-RING (TUBE)	3	2A0283-7326	2A0283-7330	2A0283-7334	2A0283-7338	2A0283-7342
9	PIN CLIP	2	2A0308-1	2A0308-1	2A0308-1	2A0308-1	2A0308-1
10	PIPE PLUG	1	2A0349-6	2A0349-6	2A0349-8	2A0349-8	2A0349-8
11	RETAINING RING	1	2A0467-150	2A0467-150	2A0467-175	2A0467-175	2A0467-175
12	TIE ROD	4	2A0578-1275	2A0578-1275	2A0580-1275	2A0581-1325	2A0582-1300
13	WIPER	1	2A0773-717	2A0773-717	2A0773-720	2A0773-720	2A0773-720
14	TUBE	1	1D0003-1050	1D0005-1050	1D0007-1050	1D0009-1050	1D0011-1012
15	ROD	1	1D0214-1475	1D0214-1475	1D0219-1475	1D0215-1462	1D0220-1488
16	CLEVIS	1	1D1003-3	1D1003-3	1D1003-5	1D1003-5	1D1003-5
17	HEAD	1	1D1153-3	1D1155-3	1D1157-13	1D1159-4	1D1161-4
18	PISTON	1	1D1401-200	1D1401-250	1D1401-300	1D1401-350	1D1401-400
19	BASE	1	1D1503-3	1D1505-3	1D1507-4	1D1509-4	1D1511-4
20	CLEVIS PIN (ROD & BASE)	2(2 & 2 1/2") OR 1	1D1551-16300	1D1551-16300	1D1551-16300	1D1551-16300	1D1551-16300
21	OUTSIDE STOP COLLAR	1	1D1951-1	1D1951-1	1D1952-1	1D1952-1	1D1952-1
22	INSIDE STOP COLLAR	1	1D1976-1	1D1976-1	1D1977-1	1D1977-1	1D1977-1
23	COLLAR ASSEMBLY	1	1E6000-1	1E6000-1	1E6001-1	1E6001-1	1E6001-1


HYDRA-COVERS*

* These items only available while existing stock lasts

PROTECT YOUR HYDRAULIC SYSTEM WITH AUTOMATIC CLOSING COVERS!

- **No more lost or broken hydraulic plugs**
- **Cannot be left open allowing dirt & grime into hydraulic system**
- **Automatic covers give you a tight seal all around the ports as soon as the hoses are removed**
- **Covers are number coded, hoses are marked accordingly to give you correct hookup everytime**

PART NO.	DESCRIPTION
HYD IH200DC	Fits most IH tractors from 1971 & up



Hydra-Cover
shown on IH hydraulic port
with Hydra-Lever

HYDRAULIC CYLINDERS



TX SERIES HYDRAULIC CYLINDERS

- Value engineered.
- 2,500 PSI working pressure.
- Weight reduced compared to standard cylinders with the same strength.

New Value Engineered TX Series

HYD 648518	2" x 8" ASAE Cylinder
HYD 648519	2½" x 8" ASAE Cylinder
HYD 648520	3" x 8" ASAE Cylinder
HYD 661009	3½" x 8" Cylinder
HYD 661089	4" x 8" Cylinder