

INDEX - BY MANUFACTURER

All Makes	see next page
Agco-Gleaner	15-1 through 15-13
Case-IH	15-14 through 15-40
CCIL	15-167 through 15-171
Ford.....	15-41 through 15-47
Gehl-Owatonna.....	15-48 through 15-53
Hart-Carter	15-54 through 15-56
Hesston	15-57 through 15-74
Honey Bee	15-172
John Deere	15-75 through 15-94
J.E. Love.....	15-95 through 15-96
MacDon.....	15-97 through 15-110
Massey Ferguson.....	15-111 through 15-130
New Holland.....	15-131 through 15-158
New Idea	15-159 through 15-163
Owatonna	15-164 through 15-166
PMI	15-167 through 15-171
Schumacher, Easycut	15-297
Versatile.....	15-173 through 15-182
White Farm.....	15-183 through 15-186

INDEX - ALL MAKES


Aerator Tine	15-259	Overlap Sections	15-191
Bats	15-260	Pitman Wood	15-151
Bolt-on Fasteners	15-188, 15-189	Poly Skid Shoe Kits	15-269, 15-270
Bolt Tools	15-182	Reel Bats	15-260
Bolts (Disc Mowers)	15-230, 15-231	Rivets	15-187
Bolts (Guards)	15-206	Rivet Vise	15-182
Bolts (Rotary Mower Blades)	15-237	Rotary Mower Blades	15-232 through 15-236
Combine Reel Bats	15-260	Rotary Mower Blade Bolts	15-237
Core Aerator Tine	15-259	Rough Cut Mower Blades	15-282
Croplifter Guards	15-195 through 15-198	Schumacher Grain Lifter Guards	15-196
Disc Mower Components	15-228 through 15-231	Section Bolts	15-188, 15-189
Disc Mower Knives	15-207 through 15-227	Section Size Chart	15-261 through 15-268
Easy Cut Systems	15-297 through 15-314	Sections (End)	15-192
End Sections	15-192	Sections (Overlap)	15-191
Edger Blades	15-259	Secitons (Twin Tooth)	15-193
Finishing Mower Blades	15-238, 15-239	Sections Rivets	15-187
Flail Mower Blades		Shims	15-189
& Related Parts	15-240 through 15-259	Sickle Bolt Tools	15-182
Forged Steel Guards	15-199 through 15-205	Skid Shoe Kits	15-269, 15-270
Gateman Grain Lifter Guards	15-197, 15-198	Swather Reel Bats	15-260
Grain Lifter Guards	15-195 through 15-198	Twin Tooth Sections	15-193
Guards	15-195 through 15-206	Universal Knife Clips	15-190
Guard Bolts	15-206	Universal Pitman Wood	15-151
Index- 1/2 Sections, End Section		Universal Shims	15-189
and Overlap Sections by Part No.	15-271, 15-272	Wear Plates	15-189
Index- Knife Sections by Part No.	15-273 through 15-276	WP Grain Lifter Guard	15-195
Index- Knives by Part No.	15-277 through 15-296	WP Forged Steel Guards	15-199 through 15-205
Knife Back	15-194		
Knife Clips	15-190		
Knife Repair Kit	15-193		
Malleable Guards	15-206		
Mower Blades	15-232 through 15-239		
Mower Guards	15-206		

Sickle Assemblies



COMBINES SERIES 2

Rigid A, A2, C, E, E3, F, F2, G, K, K2, L, L2, M, 2, MH, MH2



BOLT-ON NUMBER	RIVETED NUMBER	REPLACEMENT FOR	SICKLE LENGTH	NUMBER OF SECTIONS	TYPE OF SECTION	OEM SECTION PART NUMBER	WESTWARD SECTION PART NUMBER	HEAD NUMBER
	CUT 06899	71188410	10 ft.	39	R TS PL	71122784	CUT 05054	71351136
	CUT 06900	71188310	10 ft.	39	XH TS PL	71135135	CUT 05055	71351136
	CUT 06901	71188412	12 ft.	47	R TS PL	71122784	CUT 05054	71351136
CUT 07015	CUT 06015	71188413	13 ft.	51	R TS PL	71122784	CUT 05054	71351136
CUT 07015-LS		71188413	13 ft.	51	R TS PL	71122784	CUT 05054	71351136
CUT 07024	CUT 06024	71188313	13 ft.	51	XH TS PL	71135135	CUT 05055	71351136
CUT 07024-LS		71188313	13 ft.	51	XH TS PL	71135135	CUT 05055	71351136
	CUT 06016	71188414	14 ft.	55	R TS PL	71122784	CUT 05054	71351136
	CUT 06902	71188314	14 ft.	55	XH TS PL	71135135	CUT 05055	71351136
CUT 07017	CUT 06017	71188415	15 ft.	59	R TS PL	71122784	CUT 05054	71351136
CUT 07017-LS		71188415	15 ft.	59	R TS PL	71122784	CUT 05054	71351136
CUT 07025	CUT 06025	71188315	15 ft.	59	XH TS PL	71135135	CUT 05055	71351136
CUT 07025-LS		71188315	15 ft.	59	XH TS PL	71135135	CUT 05055	71351136
CUT 07903-LS		71188315BT	15 ft.	59	XH BT BL	71351025	CUT 05195	71351136
	CUT 06904	71188416	16 ft.	63	R TS PL	71122784	CUT 05054	71351136
CUT 07026	CUT 06026	71188316	16 ft.	63	XH TS PL	71135135	CUT 05055	71351136
CUT 07026-LS		71188316	16 ft.	63	XH TS PL	71135135	CUT 05055	71351136
CUT 07018	CUT 06018	71188418	18 ft.	71	R TS PL	71122784	CUT 05054	71351136
CUT 07018-LS		71188418	18 ft.	71	R TS PL	71122784	CUT 05054	71351136
CUT 07027	CUT 06027	71188318	18 ft.	71	XH TS PL	71135135	CUT 05055	71351136
CUT 07027-LS		71188318	18 ft.	71	XH TS PL	71135135	CUT 05055	71351136
CUT 07019	CUT 06019	71188420	20 ft.	79	R TS PL	71122784	CUT 05054	71351136
CUT 07019-LS		71188420	20 ft.	79	R TS PL	71122784	CUT 05054	71351136
CUT 07905-LS		71188420BT	20 ft.	79	R BT BL	7111693BT	CUT 05196	71351136
CUT 07028	CUT 06028	71188320	20 ft.	79	XH TS PL	71135135	CUT 05055	71351136
CUT 07028-LS		71188320	20 ft.	79	XH TS PL	71135135	CUT 05055	71351136
CUT 07906-LS		71188320BT	20 ft.	79	XH BT BL	71351025	CUT 05195	71351136
CUT 07020	CUT 06020	71188422	22 ft.	87	R TS PL	71122784	CUT 05054	71351136
CUT 07020-LS		71188422	22 ft.	87	R TS PL	71122784	CUT 05054	71351136
CUT 07029	CUT 06029	71188322	22 ft.	87	XH TS PL	71135135	CUT 05055	71351136
CUT 07029-LS		71188322	22 ft.	87	XH TS PL	71135135	CUT 05055	71351136
CUT 07021	CUT 06021	71188424	24 ft.	95	R TS PL	71122784	CUT 05054	71351136
CUT 07021-LS		71188424	24 ft.	95	R TS PL	71122784	CUT 05054	71351136
CUT 07907-LS		71188424BT	24 ft.	95	R BT BL	71116939BT	CUT 05196	71351136
CUT 07030	CUT 06030	71188324	24 ft.	95	XH TS PL	71135135	CUT 05055	71351136
CUT 07030-LS		71188324	24 ft.	95	XH TS PL	71135135	CUT 05055	71351136

Note: Above sickles have a 9-hole knifehead. LS= spliced knife assemblies.

Sickle Assemblies



**COMBINES
Gleaner N Series, Double Sickles**

LEFT HAND



RIGHT HAND



BOLT-ON NUMBER	RIVETED NUMBER	REPLACEMENT FOR	SICKLE LENGTH	NUMBER OF SECTIONS	TYPE OF SECTION	OEM SECTION PART NUMBER	WESTWARD SECTION PART NUMBER	HEAD NUMBER
CUT 07032	CUT 06032	71316139	10 ft. (LH)	36	R TS PL	71122784	CUT 05054	71351136
CUT 07033	CUT 06033	71316140	10 ft. (RH)	41	R TS PL	71122784	CUT 05054	71186828
CUT 07034	CUT 06034	71316141	12 ft. (LH)	44	R TS PL	71122784	CUT 05054	71351136
CUT 07035	CUT 06035	71316142	12 ft. (RH)	49	R TS PL	71122784	CUT 05054	71186828
	CUT 06036	71316136	3 ft.	Overlap Assembly				



**COMBINES
Floating Bars Generation I, Old Style**




BOLT-ON NUMBER	RIVETED NUMBER	REPLACEMENT FOR	SICKLE LENGTH	NUMBER OF SECTIONS	TYPE OF SECTION	OEM SECTION PART NUMBER	WESTWARD SECTION PART NUMBER	HEAD NUMBER
CUT 07038	CUT 06038	71176567	13 ft.	52	XH TS PL	71176531	CUT 05024	71176530
CUT 07039	CUT 06039	71176429	15 ft.	60	XH TS PL	71176531	CUT 05024	71176530
	CUT 06040	71176553	18 ft.	72	XH TS PL	71176531	CUT 05024	71176530
CUT 07041	CUT 06041	71176527	20 ft.	80	XH TS PL	71176531	CUT 05024	71176530

Note: These sickles use a countersunk fastener.

Sickle Assemblies



COMBINES
Floating Cutter Bars, Hart-Carter Generation II,
E3, F, F2, G, K, K2, L, L2, M, M2, MH



BOLT-ON NUMBER	RIVETED NUMBER	REPLACEMENT FOR	SICKLE LENGTH	NUMBER OF SECTIONS	TYPE OF SECTION	OEM SECTION PART NUMBER	WESTWARD SECTION PART NUMBER	HEAD NUMBER
CUT 07042	CUT 06042	71189901	13 ft.	52	XH TS PL	71176531	CUT 05024	71189917
CUT 07908	CUT 06908	71189901BT	13 ft.	52	XH BT PL	71176531BT	CUT 05154	71189917
CUT 07043	CUT 06043	71189903	15 ft.	60	XH TS PL	71176531	CUT 05024	71189917
CUT 07909	CUT 06909	71189903BT	15 ft.	60	XH BT PL	71176531BT	CUT 05154	71189917
CUT 07046	CUT 06046	71189906	20 ft.	80	XH TS PL	71176531	CUT 05024	71189917
CUT 07912	CUT 06912	71189906BT	20 ft.	80	XH BT PL	71176531BT	CUT 05154	71189917

Note: These sickles use a countersunk fastener.



COMBINES
Floating Cutter Bars, Hart-Carter Generation III,
Series 2 F2, K2, L2, M2, N5, N6, N7




BOLT-ON NUMBER	RIVETED NUMBER	REPLACEMENT FOR	SICKLE LENGTH	NUMBER OF SECTIONS	TYPE OF SECTION	OEM SECTION PART NUMBER	WESTWARD SECTION PART NUMBER	HEAD NUMBER
CUT 07047	CUT 06047	71307333	13 ft.	53	XH TS PL	71176531	CUT 05024	71307323
CUT 07913		71307333BT	13 ft.	53	XH BT PL	71176531BT	CUT 05154	71307323
CUT 07048	CUT 06048	71307334	15 ft.	61	XH TS PL	71176531	CUT 05024	71307323
CUT 07914		71307334BT	15 ft.	61	XH BT PL	7116531BT	CUT 05154	71307323
CUT 07049	CUT 06049	71307335	16 ft.	65	XH TS PL	71176531	CUT 05024	71307323
CUT 07915		71307335BT	16 ft.	65	XH BT PL	71176531BT	CUT 05154	71307323
CUT 07050	CUT 06050	71307336	18 ft.	73	XH TS PL	71176531	CUT 05024	71307323
CUT 07916		71307336BT	18 ft.	73	XH BT PL	71176531BT	CUT 05154	71307323
CUT 07051	CUT 06051	71307337	20 ft.	81	XH TS PL	71176531	CUT 05024	71307323
CUT 07917		71307337BT	20 ft.	81	XH BT PL	71176531BT	CUT 05154	71307323
	CUT 06052	71307338	22 ft.	89	XH TS PL	71176531	CUT 05024	71307323
	CUT 06053	71307339	24 ft.	97	XH TS PL	71176531	CUT 05024	71307323

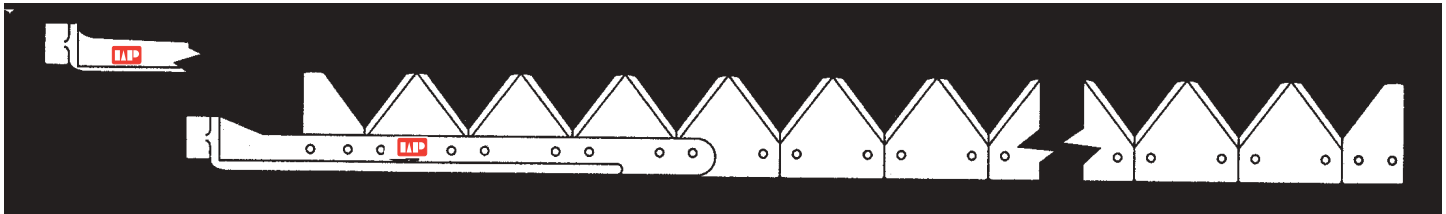
Note: These sickles are one section longer than Hart-Carter sickles. For Deutz-Allis headers, order only above part numbers.

These sickles use a countersunk fastener.

Sickle Assemblies

**COMBINES****Flex Cutter Bars — Series 3 Flexhead (13' - 20')****Series 300 Rigid Head (20' - 30') (1984) F2, K2, L2, M2, N5, N6, N7**

BOLT-ON NUMBER	RIVETED NUMBER	REPLACEMENT FOR	SICKLE LENGTH	NUMBER OF SECTIONS	TYPE OF SECTION	OEM SECTION PART NUMBER	WESTWARD SECTION PART NUMBER	HEAD NUMBER
CUT 07054	CUT 06054	71328410	13 ft.	51	XH TS PL	71135135	CUT 05055	71315990
CUT 07055	CUT 06055	71328411	15 ft.	59	XH TS PL	71135135	CUT 05055	71315990
CUT 07056	CUT 06056	71328412	16 ft.	63	XH TS PL	71135135	CUT 05055	71315990
CUT 07057	CUT 06057	71328414	20 ft.	79	XH TS PL	71135135	CUT 05055	71315990
CUT 07058	CUT 06058	71328416	24 ft.	95	XH TS PL	71135135	CUT 05055	71315990
CUT 07059	CUT 06059	71328408	27 ft.	107	R TS PL	71122784	CUT 05054	71315990
CUT 07060	CUT 06060	71328409	30 ft.	119	R TS PL	71122784	CUT 05054	71315990

**COMBINES****Series 3 Headers, Model N after S/N 19301, Model F after S/N****70001, Model L, Model M after S/N 61001, All Model R (1985)**

BOLT-ON NUMBER	RIVETED NUMBER	REPLACEMENT FOR	SICKLE LENGTH	NUMBER OF SECTIONS	TYPE OF SECTION	OEM SECTION PART NUMBER	WESTWARD SECTION PART NUMBER	HEAD NUMBER
CUT 07061	CUT 06061	71342615	15 ft.	59	XH TS PL	71135135	CUT 05055	Headless
CUT 07918	CUT 06918	71342615BT	15 ft.	59	XH BT PL	71135135BT	CUT 05035	Headless
CUT 07062	CUT 06062	71342616	16 ft.	63	XH TS PL	71135135	CUT 05055	Headless
CUT 07919	CUT 06919	71342616BT	16 ft.	63	XH BT PL	71135135BT	CUT 05035	Headless
CUT 07063	CUT 06003	71342618	18 ft.	71	XH TS PL	71135135	CUT 05055	Headless
CUT 07920	CUT 06920	71342618BT	18 ft.	71	XH BT PL	71135135BT	CUT 05035	Headless
CUT 07064	CUT 06064	71342620	20 ft.	79	XH TS PL	71135135	CUT 05055	Headless
CUT 07921	CUT 06921	71342620BT	20 ft.	79	XH BT PL	71135135BT	CUT 05035	Headless
CUT 07065	CUT 06065	71342524	24 ft.	95	R TS PL	71122784	CUT 05054	Headless
CUT 07922	CUT 06922	71342524BT	24 ft.	95	XH BT PL	71135135BT	CUT 05035	Headless
CUT 07066	CUT 06066	71342527	27 ft. (1 pc.)	107	R TS PL	71122784	CUT 05054	Headless
CUT 07923	CUT 06923	71342527BT	27 ft. (1 pc.)	107	XH BT PL	71135135BT	CUT 05035	Headless
CUT 07067	CUT 06067	71342530	30 ft. (1 pc.)	119	R TS PL	71122784	CUT 05054	Headless
CUT 07924	CUT 06924	71342530BT	30 ft. (1 pc.)	119	XH BT PL	71135135BT	CUT 05035	Headless

Sickle Assemblies



COMBINES

Agco Gleaner R, F, L, M, MH, R40, R50, R52, R62, R70, R72 and Series 3 Flex and Rigid Cutterbars (1986 and after)



BOLT-ON NUMBER	RIVETED NUMBER	REPLACEMENT FOR	SICKLE LENGTH	NUMBER OF SECTIONS	TYPE OF SECTION	OEM SECTION PART NUMBER	WESTWARD SECTION PART NUMBER	HEAD NUMBER
CUT 07078		71348713	13 ft.	51	XH TS BL	71351135	CUT 05137	Headless
CUT 07078-LS		71348713	13 ft.	51	XH TS BL	71351135	CUT 05137	Headless
CUT 07095		71356113	13 ft.	51	XH TS PL	71348175	CUT 05136	Headless
CUT 07095-LS		71356113	13 ft.	51	XH TS PL	71348175	CUT 05136	Headless
CUT 07070		71348515	15 ft.	59	R TS BL	71116939	CUT 05135	Headless
CUT 07070-LS		71348515	15 ft.	59	R TS BL	71116939	CUT 05135	Headless
CUT 07079		71348715	15 ft.	59	XH TS BL	71351135	CUT 05137	Headless
CUT 07079-LS		71348715	15 ft.	59	XH TS BL	71351135	CUT 05137	Headless
CUT 07925-LS		71348715BT	15 ft.	59	XH BT BL	71351135BT	CUT 05197	Headless
CUT 07096		71356115	15 ft.	59	XH TS PL	71348175	CUT 05136	Headless
CUT 07096-LS		71356115	15 ft.	59	XH TS PL	71348175	CUT 05136	Headless
CUT 07071		71348516	16 ft.	63	R TS BL	71116939	CUT 05135	Headless
CUT 07071-LS		71348516	16 ft.	63	R TS BL	71116939	CUT 05135	Headless
CUT 07080		71348716	16 ft.	63	XH TS BL	71351135	CUT 05137	Headless
CUT 07080-LS		71348716	16 ft.	63	XH TS BL	71341135	CUT 05137	Headless
CUT 07081		71348716SS	16 ft.	63	SS XH TS CR	71135135SS	CUT 05085	Headless
CUT 07097		71356116	16 ft.	63	XH TS PL	71348175	CUT 05136	Headless
CUT 07097-LS		71356116	16 ft.	63	XH TS PL	71348175	CUT 05136	Headless
CUT 07072		71348518	18 ft.	71	R TS BL	71116939	CUT 05135	Headless
CUT 07072-LS		71348518	18 ft.	71	R TS BL	71116939	CUT 05135	Headless
CUT 07082		71348718	18 ft.	71	XH TS BL	71351135	CUT 05137	Headless
CUT 07082-LS		71348718	18 ft.	71	XH TS BL	71351135	CUT 05137	Headless
CUT 07098		71356118	18 ft.	71	XH TS PL	71348175	CUT 05136	Headless
CUT 07098-LS		71356118	18 ft.	71	XH TS PL	71348175	CUT 05136	Headless
CUT 07073		71348520	20 ft.	79	R TS BL	71116939	CUT 05135	Headless
CUT 07073-LS		71348520	20 ft.	79	R TS BL	71116939	CUT 05135	Headless
CUT 07926-LS		71348520BT	20 ft.	79	R BT BL	71116939BT	CUT 05196	Headless
CUT 07083		71348720	20 ft.	79	XH TS BL	71351135	CUT 05137	Headless
CUT 07083-LS		71348720	20 ft.	79	XH TS BL	71351135	CUT 05137	Headless
CUT 07084		71348720SS	20 ft.	79	SS XH TS CR	71135135SS	CUT 05085	Headless
CUT 07927-LS		71348720BT	20 ft.	79	XH BT BL	71351135BT	CUT 05197	Headless
CUT 07090		71356121	20 ft.	79	R TS PL	71122784	CUT 05054	Headless
CUT 07090-LS		71356121	20 ft.	79	R TS PL	71122784	CUT 05054	Headless
CUT 07099		71356120	20 ft.	79	XH TS PL	71348175	CUT 05136	Headless
CUT 07099-LS		71356120	20 ft.	79	XH TS PL	71348175	CUT 05136	Headless
CUT 07074		71348522	22 ft.	87	R TS BL	71116939	CUT 05135	Headless
CUT 07074-LS		71348522	22 ft.	87	R TS BL	71116939	CUT 05135	Headless
CUT 07085		71348722	22 ft.	87	XH TS BL	71351135	CUT 05137	Headless
CUT 0785-LS		71348722	22 ft.	87	XH TS BL	71351135	CUT 05137	Headless
CUT 07091		71356122	22 ft.	87	R TS PL	71122784	CUT 05054	Headless
CUT 07091-LS		71356122	22 ft.	87	R TS PL	71122784	CUT 05054	Headless
CUT 07075		71348524	24 ft.	95	R TS BL	71116939	CUT 05135	Headless
CUT 07075-LS		71348524	24 ft.	95	R TS BL	71116939	CUT 05135	Headless
CUT 07928-LS		71348524BT	24 ft.	95	R BT BL	71116939BT	CUT 05196	Headless
CUT 07086		71348724	24 ft.	95	XH TS BL	71351135	CUT 05137	Headless
CUT 07086-LS		71348724	24 ft.	95	XH TS BL	71351135	CUT 05137	Headless
CUT 07087		71348724SS	24 ft.	95	SS XH TS CR	71135135SS	CUT 05085	Headless
CUT 07929-LS		71348724BT	24 ft.	95	XH BT BL	71351135BT	CUT 05197	Headless
CUT 07092		71356124	24 ft.	95	R TS PL	71122784	CUT 05054	Headless
CUT 07092-LS		71356124	24 ft.	95	T TS PL	71122784	CUT 05054	Headless
CUT 07930		71366476	25 ft.	99	XH TS BL	71351135	CUT 05137	Headless
CUT 07088		71366476SS	25 ft.	99	SS XH TS CR	71135135SS	CUT 05085	Headless
CUT 07931		71348727	27 ft.	107	XH TS BL	71351135	CUT 05137	Headless
CUT 07076		71348527	27 ft.	7	R TS BL	71116939	CUT 05135	Headless
CUT 07076-LS		71348527	27 ft.	107	R TS BL	71116939	CUT 05135	Headless
CUT 07093		71356127	27 ft.	107	R TS PL	71122784	CUT 05054	Headless
CUT 07093-LS		71356127	27 ft.	107	R TS PL	71122784	CUT 05054	Headless
CUT 07932		71348730	30 ft.	119	XH TS BL	71351135	CUT 05137	Headless
CUT 07089		71348730SS	30 ft.	119	SS XH TS CR	71125135SS	CUT 05085	Headless
CUT 07077		71348530	30 ft.	119	R TS BL	71116939	CUT 05135	Headless
CUT 07077-LS		711348530	30 ft.	119	R TS BL	71116939	CUT 05135	Headless
CUT 07933-LS		71348530BT	30 ft.	119	R BT BL	71116939BT	CUT 05196	Headless
CUT 07094		71356130	30 ft.	119	R TS PL	71122784	CUT 05054	Headless
CUT 07094-LS		71356130	30 ft.	119	R TS PL	71122784	CUT 05054	Headless

LS = Spliced Knife Assemblies

Sickle Assemblies



COMBINES

All Agco-Gleaner Clean-Cut Systems,
F3, L3, M3, MH3, N5, N6, N7, R40-72, 500



BOLT-ON NUMBER	RIVETED NUMBER	REPLACEMENT FOR	SICKLE LENGTH	NUMBER OF SECTIONS	TYPE OF SECTION	OEM SECTION PART NUMBER	WESTWARD SECTION PART NUMBER	HEAD NUMBER
CUT 07100		71348213	13 ft.	53	XH TS BL	71353125	CUT 05143	Headless
CUT 07101		71348215	15 ft.	61	XH TS BL	71353125	CUT 05143	Headless
CUT 07102		71348216	16 ft.	65	XH TS BL	71353125	CUT 05143	Headless
CUT 07103		71348218	18 ft.	73	XH TS BL	71353125	CUT 05143	Headless
CUT 07104		71348220	20 ft.	81	XH TS BL	71353125	CUT 05143	Headless
CUT 07105		71348222	22 ft.	89	XH TS BL	71353125	CUT 05143	Headless
CUT 07106		71348224	24 ft.	97	XH TS BL	71353125	CUT 05143	Headless
CUT 07934		71366491	25 ft.	101	XH TS BL	71353125	CUT 05143	Headless
CUT 07935		71366492	30 ft.	121	XH TS BL	71353125	CUT 05143	Headless


MOWER SICKLES Mowers 7 & 80

BOLT-ON NUMBER	RIVETED NUMBER	REPLACEMENT FOR	SICKLE LENGTH	NUMBER OF SECTIONS	TYPE OF SECTION	OEM SECTION PART NUMBER	WESTWARD SECTION PART NUMBER	HEAD NUMBER
	CUT 06107	70804549	7 ft.	28	XHUS	70802541	CUT 05116	70804519

Sections

TYPE OF SECTION

- SM - Smooth**
- SS - Super 7 (7 serrations/inch) top serrated**
- ST - Saber Tooth (7 serrations/inch)**
- BT - Big Tooth (10 serrations/inch)**
- US - Under Serrated**
- TS - Top Serrated (14 serrations/inch)**
- TT - Tiger Tooth (Twin Tooth)**
- TP - Twin Point**
- TJ - Tiger Jaws**
- CTSK - Countersunk**



71135135



70802541

ORDER NUMBER	REPLACEMENT FOR	SECTION SIZE	TYPE OF SECTION	SECTION THICKNESS	SECTION FINISH	MACHINE	FASTENER PART NUMBER
CUT 05114	70802535	Shape 1	SM	H	Black	All Mowers	CUT 01014 9/16 OH
CUT 05120	70804708	Shape 1	SM	H	Plated		CUT 01014 9/16 OH
CUT 05116	70802541	Shape 1	US	H	Black		CUT 01014 9/16 OH
CUT 05066	70804709	Shape 1	US	XH	Plated		CUT 01012 5/8 OH
CUT 05135	71116939	Shape 14	TS	R	Black		CUT 01008 1/2 OH
CUT 05196	71116939BT	Shape 14	BT	R	Black		CUT 01008 1/2 OH
CUT 05054	71122784	Shape 14	TS	R	Plated		CUT 01008 1/2 OH
CUT 05055	71135135	Shape 14	TS	XH	Plated	Combines A-N	CUT 01012 5/8 OH
CUT 05035	71135135BT	Shape 14	BT	XH	Plated		CUT 01012 5/8 OH
CUT 05085	71135135SS	Shape 14	SS	XH	Plated		CUT 01012 5/8 OH
CUT 05198	71351025	Shape 14	TS	XH	Black		CUT 01012 5/8 OH
CUT 05195	71351025	Shape 14	BT	XH	Black		CUT 01012 5/8 OH
CUT *05137	71351135 (CTSK)	Shape 14	TS	XH	Black	Gleaner	CUT 01011 5/8 CS
CUT *05197	71351135BT	Shape 14	BT	XH	Black	Series 3 Header	CUT 01011 5/8 CS
CUT *05136	71348175 (CTSK)	Shape 14	TS	XH	Plated		CUT 01011 5/8 CS
CUT *05199	71348175BT	Shape 14	BT	XH	Plated		CUT 01011 5/8 CS
CUT *05138	71176531BL	Shape 9	TS	XH	Black	Combine Floating	CUT 01011 5/8 CS
CUT *05024	71176531	Shape 9	TS	XH	Plated	Bar - Hart-Carter	CUT 01011 5/8 CS
CUT *05154	71176531BT	Shape 9	BT	XH	Plated		CUT 01011 5/8 CS
CUT *05133	71176531SS	Shape 9	SSTS	H	Plated		CUT 01011 5/8 CS
CUT *05140	71316135	3 x 2-7/8"	TS(CTSK)	R	Plated	N Series	CUT 01011 5/8 CS
CUT *05141	71315800	3 x 2-7/8"	TS(Sq. Hole)	R	Plated		CUT 01011 5/8 CS
CUT 03328	71122802	Half Section	SM	R	Plated	Gleaner	CUT 01008 1/2 OH
CUT 03329	71351139	Half Section	SM	R	Black	Series 3	CUT 01008 1/2 OH
CUT *05143	71353125	Twin Tooth Shape 8	TS	XH	Black	All Deutz-Allis Clean Cut	CUT C1011 5/8 CS
CUT 05102	TJ6000	Twin Tooth Shape 8	TS	XH	Plated		CUT 01100 TJ55
CUT *05144	71353125BT	Twin Tooth Shape 8	BT	XH	Black	Tiger Jaws	CUT 01011 5/8 CS
CUT 05091	TJ6000SS	Twin Tooth Shape 8	TSST	XH	Plated		CUT 01100 TJ55
CUT 05155	1/2 Section	Tiger Jaws					

*Sections use a countersunk fastener.

Cutter Bar Components



CUT 02000



CUT 02004



CUT 02005



CUT 02002



CUT 02003



CUT 02006

ORDER NO.	REPLACEMENT FOR	DESCRIPTION	MACHINE
CUT 02007	70804519	Sickle Head	Mowers 7, 80
CUT 02000	71351136	Sickle Head	Gleaner Combines
CUT 02001	71186828	Sickle Head	Gleaner N Series Combines
CUT 02002	71315990	Sickle Head	Series 3 Headers (Older)
CUT 02003	71342809	Sickle Head	L/M series 3 S/N61001 & up, N-series S/N19301 & up, all R-series. All 400 & 500, 700, 800 series header
CUT 02004	71307323	Sickle Head	Series 2
CUT 02005	71176530	Sickle Head	Floating bar generation 1
CUT 02006	71358960	Sickle Head	Series 3 prior to S/N 19301
CUT 04000	71189917	Sickle Head	Generation II

UNIVERSAL END SECTIONS

ORDER NUMBER	REPLACEMENT FOR	DESCRIPTION
CUT 03327	SS516145, 3TS-7-SP	SSHTSCR (RH) c/w bolts
CUT 03315	516145, 3TS-SP	HTSCR (RH) sections only
CUT 03319	3TSLH-SP	HTSCR (LH) c/w rivets
CUT 03325	2US	HUSCR (RH) c/w rivets
CUT 03318	516146, 2USLH	HUSCR (LH) sections only
CUT 03357	SS516146	SSHTSCR (LH) sections only
CUT 03320		HTS (RH) c/w bolts
CUT 03321		HTS (LH) c/w bolts
CUT 03358		HTSCR (RH & LH) c/w bolts
CUT 03359		HTS (RH & LH) c/w bolts



03315 03319 03325

Packaged in cards of two.

Application:

All mowers, mower conditioners
& windrowers with standard cutterbar.

Cutter Bar Components

WEAR PLATES

ORDER NO.	REPLACEMENT FOR	DESCRIPTION	MACHINE
CUT 03201	711176537, 71116532	Wear Plate	All Combines
CUT 03199		Wear Plate, 6"	Alternative to 03201
CUT 03218		Wear Plate, 6" Slotted	Alternative to 03201
CUT 03202	W50	Wear Plate	Mowers
CUT 05965	DF780	Ledger Plate	Mowers DM700 guard



CUT 03201



CUT 03218



CUT 03199



CUT 03202



CUT 05965

HOLD DOWNS

ORDER NO.	REPLACEMENT FOR	DESCRIPTION	MACHINE
CUT 03005	71189684	Knife Clip for	All Combines except Hart-Carter
	71346158	Bolted or Riveted Sickles	Floating Headers
CUT 03004	71176540	Knife Clip for	Hart-Carter Floating Headers Only
CUT 03000	XL 1000	Knife Clip Cast	Mowers - used on sections
	804074	Low Arch	
CUT 03001	XA1000	Knife Clip Cast -	Mowers - used over Knife Head
	804113, 804075	High Arch	
CUT 03002	116535	Knife Clip Steel	Combines - low arch
CUT 03003	232135	Knife Clip Cast	Floating bar series 2 - high arch
CUT 03011	BSL600 Steel	Knife Clip Low Arch	Mowers & Combine
CUT 03019	XL2000ADJ	Adjustable Low Arch Knife Clip	
CUT 03012	BSH500 Steel	Knife Clip High Arch	Mowers & Combine
CUT 03020	XH2000ADJ	Adjustable High Arch Knife Clip	
CUT 03022		Clip only for 03019	



CUT 03004



CUT 03005



CUT 03011



CUT 03012



CUT 03001



CUT 03002



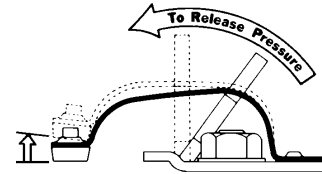
CUT 03019

FITS AGCO - GLEANER

Cutter Bar Components



- Saves wear on sickle sections.
- Quiets mower & extends sickle life.
- Allows increased cutting speed.
- High carbon steel spring holds sickle sections against ledger plates for improved cutting.
- Replaceable "Nylatron" wear strip.
- Fully plated to prevent rust.
- No adjustment necessary for wear.



Exclusive "Snap-Action" Release
A "flip of the lever" releases pressure for removing Sickle Bar!



PART NO.	REPLACES	DESCRIPTION
CUT 03006	SLC-330	Standard model for 3/8" bolts
CUT 03007	SLC-331	*Hi-Clear model for 3/8" bolts
CUT 03008	SLC-370	Standard model for 7/16" bolts
CUT 03009	SLC-371	*Hi-Clear model for 7/16" bolts
CUT 03010	SLC-400	Replaceable Nylatron wear strip

*Recommended for bolted sections

Plated Rivets (for Sections, Heads & Guard Plates)

PART NO.	SIZE	LENGTH	QTY.*
CUT 01000	1/4" OH	1 1/4"	50
CUT 01001	#5 1/2 CS	1 1/4"	80
CUT 01002	#5 1/2 OH	1 1/4"	65
+CUT 01003	#6 CS	1 1/4"	40
CUT 01004	1/4" OH	1"	50
CUT 01005	#5 1/2 CS	1"	100
CUT 01006	#5 1/2 OH	1"	85
CUT 01007	#5 1/2 CS	1/2"	185
CUT 01008	#5 1/2 OH	1/2"	125

+ 1/2 lb. box *Approximate quantity per box

PART NO.	SIZE	LENGTH	QTY.*
CUT 01009	#5 1/2 OH	3/8"	155
CUT 01010	1/4" OH	5/8"	70
CUT 01011	#5 1/2 CS	5/8"	160
CUT 01012	#5 1/2 OH	5/8"	125
CUT 01013	#5 1/2 CS	9/16"	165
CUT 01014	#5 1/2 OH	9/16"	125
CUT 01015	#5 1/2 CS	15/16"	95
CUT 01016	#5 1/2 OH	15/16"	95

*Approximate quantity per box



OH = OVAL HEAD



CS = COUNTERSUNK HEAD

Fifteen Pound Packages

PART NO.	SIZE	LENGTH	QTY.*
CUT 01030	#5 1/2 OH	1/2"	2175
CUT 01031	#5 1/2 OH	5/8"	1860
CUT 01032	#5 1/2 OH	9/16"	1995

*Approximate quantity per box

Grass Board

PART NUMBER	REPLACES	APPLICATION
CUT 04001	KC039	Mowers



FITS AGCO - GLEANER

Bolt-On Fasteners

7/32" Diameter

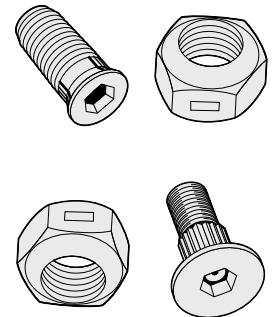
PART NO.	REPLACES	DESCRIPTION
CUT 01100	TJ55BN	5/8" standard section bolt w/nut (pkg. of 100)
CUT 01101	TJ85BN	1" head bolt w/nut (pkg. of 25)
CUT 01102	TJ95BN	1 1/4" head bolt w/nut (pkg. of 25)"
CUT 01107	TJ1224N	Replacement Lock Nut (each)

1/4" Diameter

PART NO.	DESCRIPTION
CUT 01115	1/4" x 5/8" section bolt w/nut (pkg./50)
CUT 01119	1/4" x 1 1/4" head bolt w/nut (pkg./25)
CUT 01116	1/4" replacement lock nut (each)

Fits J.E. Love, Hart-Carter & Versatile Assemblies - 60° CTSK

PART NO.	REPLACES	DESCRIPTION
CUT 01120		5/8" section bolt w/nut for J.E. Love & Hart-Carter (pkg. of 20)
CUT 01118-20	BVB916BN	9/16" section bolt w/nut to fit original equipment Versatile sickles (pkg. of 20)
CUT 01117	BVB100BN	1" head bolt w/nut to fit original equipment Versatile sickles (pkg. of 25)
CUT 01121		1 1/4" head bolt w/nut for J.E. Love & Hart-Carter (pkg. of 25)
CUT 01107	TJ1224N	Replacement lock nut (each)



Twin Sickle Bolted Assemblies - 82° CTSK

PART NUMBER	DESCRIPTION
CUT 01109	1/2" CS Overlap Bolt with low profile nut for Double drive sickles (use with Allen Wrench) (pkg. of 25)

Oval Bolt-On fasteners

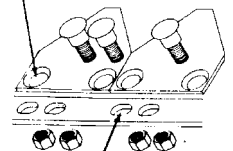
**Special grade 8 bolts for oval punched knife back.
Cannot be used with standard round hole knifeback.**

PART NO.	REPLACES	DESCRIPTION
CUT 01105	VB55BN	Section bolt w/nut (pkg. 100) to fit Westward Parts Versatile sickles
CUT 01106	VB75BN	Head bolt w/nut (pkg.25) to fit Westward Parts Versatile Sections
CUT 01107	TJ1224N	Replacement Lock Nut (each)

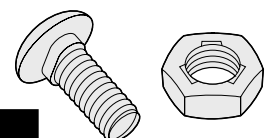
Note: these parts cannot be used on standard Versatile sickles. They are designed for use with our special designed Bolted Versatile Sickles.



Section engineered with special hole to accommodate our special bolt, and made from heavy gauge steel for longer life. (VS1616BN & VS1776BN)



Knifeback punched with oval hole to accept oval shouldered bolt. Prevents bolt from turning.



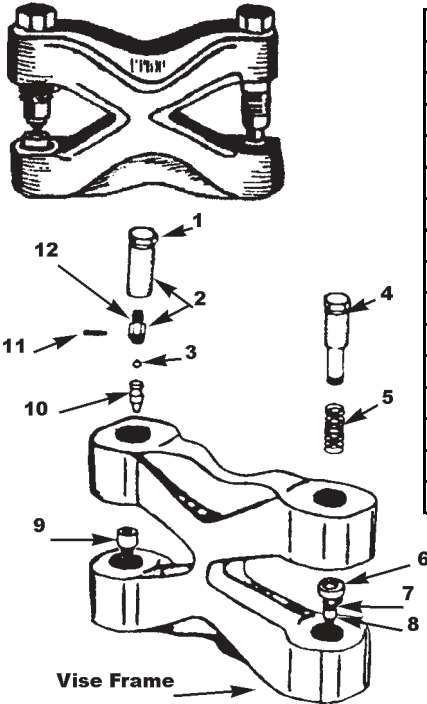
Fits Case/IH #1010 & 1020 1 1/2" Cut System

PART NO.	REPLACES	DESCRIPTION
*CUT 01103	TJ50BN	17/32" oval shoulder bolt & jam nut for #1010 & 1020 3-hole sections (pkg. of 20)
*CUT 01104	TJ60BN	1 1/8" oval shoulder bolt & jam nut for #1010 & 1020 3-hole sections (pkg. of 16)

* Requires IH Hold-Down OEM #132074663

Rivet Vise For Sickles

COMBINATION RIVET PUNCH AND RIVETER CHANGES SECTIONS IN THE FIELD WITHOUT REMOVING KNIFE!



ITEM	PART NO.	REPLACES	DESCRIPTION
	CUT 08500	RV-10	Combination rivet punch & riveter
	CUT 08501	RV-K3A	Repair kit for rivet vise (contains knockout punch, bearing ball & pin)
	CUT 08502	RV-A33	Rivet set anvil for countersunk rivets
1	CUT 08509	RV-1670	Knockout screw body, female
2	CUT 08507	RV-1672	Knockout screw assembly
3	CUT 08512	9/32"	diameter ball
4	CUT 08503	RV-1671	Riveting screw
5	CUT 08505	RV-1675	Riveting screw spring
6	CUT 08504	RV-1674	Riveting screw cup
7	CUT 08514	RV-1676	Retainer ring
8	CUT 08511	RV-114A-34	Rivet set anvil
9	CUT 08508	RV-114A-35	Knockout anvil
10	CUT 08506	RV-114A-27	Knockout punch
11	CUT 08513	1/8 x 7/16	1/8" x 7/16" roll pin
12	CUT 08510	RV-116A-28	Knockout screw - punch holder, male

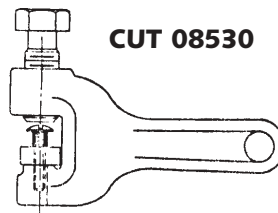
Sickle Tool (Parts only)

PART NO.	REPLACES	DESCRIPTION
CUT 08521	44-1	Upper die plate, includes two set screws and lock nuts
CUT 08522	44-2	Riveting plate 1/4" x 2" x 2 3/4"
CUT 08523	44-3	Set Screw (riveter) 5/8"
CUT 08524	44-4	Punch holder block, complete with block
CUT 08525	44-5	Backstop, complete with set screw
CUT 08526	44-6	Punches 3/16" x 1"
CUT 08527	44-7	Circlip

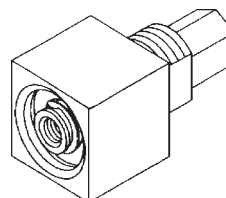


SICKLE BOLT TOOL

PART NO.	REPLACES	DESCRIPTION
CUT 08530	BT100	Section bolt tool
CUT 08531	BS101	Bolt drive Screw
CUT 08532	T55	Pocket size tool
CUT 08533		Section Bolt tool



CUT 08530



CUT 08532




CUT 08533

Pick-Up Guards

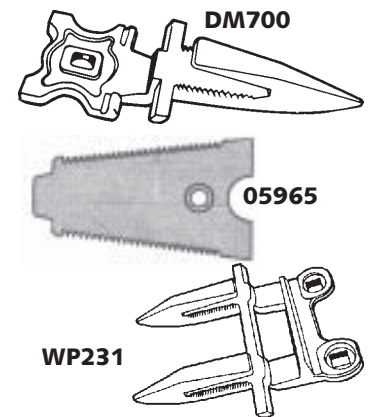
USE THESE STURDY, FIELD-TESTED GUARDS TO REDUCE HARVESTING LOSS.

PART NUMBER	MANUFACTURER	DESCRIPTION	APPLICATION
GUA 4S	Herschel	Tiger Jaw Guard	All Tiger Jaw Applications, Combines
GUA 8B	Allis Chalmers	Gateman Guard	Combines, windrowers, binders & mowers having vertically bolted sickle guards that stand rather level



Malleable & Forged Steel Guards

PART NO.	REPLACES	HERSCHEL NO.	DESCRIPTION	APPLICATION
GUA DM700	70804072	G81-0803	One prong malleable guard	For mowers 3,4,5,B,WC,7,80
CUT 04021	70802500	G81-0805	One prong malleable guard	(RH) (DM700R) for mowers 3,4,5,B,WC,7,80
CUT 05965	-	P44-0667	Ledger plate	For DM700 guard
CUT 01003	-	-	1 1/4 x 6 CS ledger plate rivet	For DM700 - 1/2 lb. box
GUA WP225	71116504	G81-0050	Two prong forged guard	For combines Rigid A,C,E,R,T,G,F & N
GUA WP231	71176532 71320143	G81-0125	Two prong forged guard	For combines floating bar series 1 & 2
GUA WP66603	66603		Two prong forged guard heavy duty	For Gleaner Combines with draper headers



WP Grain Lifter

- Manufactured by European OEM manufacturer ensuring quality material & workmanship
- Universal design fits most swather and combine applications up to and including 7/16" guard bolts
- Painted black to reduce eye strain



PART NO.
GUA GS2

Guard Bolts (Plow Bolts)

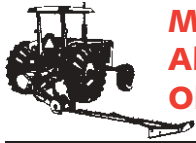
**#3 HEAD N/C PLATED GRADE 5 W/NUTS
PACKS OF 50**

PART NO.	DESCRIPTION
BLT 1301	3/8" x 1 1/4"
BLT 1302	3/8" x 1 1/2"
BLT 1307	3/8" x 1 3/4"
BLT 1700	7/16" x 1 1/4"
BLT 1701	7/16" x 1 1/2"
BLT 1702	7/16" x 1 3/4"
BLT 1703	7/16" x 2"

Carriage Bolts Plated

PART NO.	SIZE	DESCRIPTION
BLT CB206125	3/8" x 1 1/4"	Carton of 100
BLT CB206150	3/8" x 1 1/2"	Carton of 100
BLT FN3/8	3/8" Nut	Carton of 100
BLT CB207150	7/16" x 1 1/2"	Carton of 50
BLT FN7/16	7/16" Nut	Carton of 50

Sickle Assemblies



MOWERS

All, except Balanced Head, Series 100

Oliver 57, 82, 84, 344, 355, 356, 415 (6' & 7')




BOLT-ON NUMBER	RIVETED NUMBER	REPLACEMENT FOR	SICKLE LENGTH	NO. OF SECTIONS	TYPE OF SECTION	OEM SECTION PART NUMBER	WESTWARD SECTION PART NUMBER	HEAD NUMBER
CUT 07172	CUT 06172	1958205C1	5 ft.	20	XH US BL	826722C2	CUT 05025	MA999
CUT 07174	CUT 06174	1958206C1	6 ft.	24	XH US BL	826722C2	CUT 05025	MA999
	CUT 06179	457618R91	7 ft.	28	XH US CR	457607R2	CUT 05038	MA999
CUT 07176	CUT 06176	1958203C1	7 ft.	28	XH SM BL	826724C2	CUT 05058	MA999
CUT 07175	CUT 06175	1958207C1	7 ft.	28	XH US BL	826722C2	CUT 05025	MA999
CUT 07177	CUT 06177	463293R91	9 ft.	36	XH SM BL	826724C2	CUT 05058	MA999
CUT 07178	CUT 06178	463294R91	9 ft.	36	XH US BL	826722C2	CUT 05025	MA999



MOWERS

SERIES 100 BALANCED HEAD, 1100, 1300 PIN TYPE

FORD 505, NEW IDEA 521, 522



BOLT-ON NUMBER	RIVETED NUMBER	REPLACEMENT FOR	SICKLE LENGTH	NO. OF SECTIONS	TYPE OF SECTION	OEM SECTION PART NUMBER	WESTWARD SECTION PART NUMBER	HEAD NUMBER
CUT 07181	CUT 06181	463408R93	5 ft.	19	XH US BL	826722C2	CUT 05025	56692C91
CUT 07182	CUT 06182	465112R93	6 ft.	23	XH US BL	826722C2	CUT 05025	56692C91
CUT 07183	CUT 06183	462381R93	7 ft.	27	XH SM BL	826724C2	CUT 05058	56692C91
CUT 07184	CUT 06184	462380R93	7 ft.	27	XH US BL	826722C2	CUT 05025	56692C91
CUT 07186	CUT 06186	1281292C92	7 ft.	27	XH TS BL	826720C3	CUT 05056	56692C91
CUT 07936		1281292C92BT	7 ft.	27	XH BT BL	826720C3BT	CUT 05018	56692C91
CUT 07188	CUT 06188	463182R93	9 ft.	35	XH SM BL	826724C2	CUT 05058	56692C91
CUT 07189	CUT 06189	463159R93	9 ft.	35	XH US BL	826722C2	CUT 05025	56692C91
CUT 07187	CUT 06187	1281291C92	9 ft.	35	XH TS BL	826720C3	CUT 05056	56692C91
CUT 07171		1281291C92BT	9 ft.	35	XH BT BL	826720C3BT	CUT 05018	56692C91


Sickle Assemblies



MOWER CONDITIONERS

555

HESSTON PT-7 (7'), PT-10 (9'), 1010 (9')




BOLT-ON NUMBER	RIVETED NUMBER	REPLACEMENT FOR	SICKLE LENGTH	NO. OF SECTIONS	TYPE OF SECTION	OEM SECTION PART NUMBER	WESTWARD SECTION PART NUMBER	HEAD NUMBER
CUT 07230	CUT 06230	6193510	7 ft.	29	R TS PL	049213	CUT 05000	451948
CUT 07228	CUT 06228	451955	9 ft.	37	R TS PL	049213	CUT 05000	451948
CUT 07229	CUT 06229	6566178	9 ft.	37	H TS PL	049213	CUT 05001	451948
CUT 07229-LS		6566178	9 ft.	37	H TS PL	049213	CUT 05001	451948

Note: Above sickles have the heavy-duty, self-adjusting knifehead.



MOWER CONDITIONERS

990



BOLT-ON NUMBER	RIVETED NUMBER	REPLACEMENT FOR	SICKLE LENGTH	NO. OF SECTIONS	TYPE OF SECTION	OEM SECTION PART NUMBER	WESTWARD SECTION PART NUMBER	HEAD NUMBER
CUT 07213		ZAK524816	7 ft.	27	XH US BL	826722C2	CUT 05025	540607R11
	CUT 06213	542816R92	7 ft.	27	XH US BL	826722C2	CUT 05025	540607R11
CUT 07214		ZAK540605	9 ft.	35	XH US BL	826722C2	CUT 05025	540607R11
CUT 07214-LS		ZAK540605	9 ft.	35	XH US BL	826722C2	CUT 05025	540607R11
	CUT 06214	540605R92	9 ft.	35	XH US BL	826722C2	CUT 05025	540607R11
CUT 07215		ZAK540605T	9 ft.	35	XH TS BL	700705300	CUT 05056	540607R11
	CUT 06215	540605R92BL	9 ft.	35	XH TS BL	700705300	CUT 05056	540607R11

LS = Spliced Knife Assemblies

Sickle Assemblies




MOWER CONDITIONERS

1190
FORD 538, NEW IDEA 507, 5107 (7'), 509, 5109 (9')

BOLT-ON NUMBER	RIVETED NUMBER	REPLACEMENT FOR	SICKLE LENGTH	NO. OF SECTIONS	TYPE OF SECTION	OEM SECTION PART NUMBER	WESTWARD SECTION PART NUMBER	HEAD NUMBER
CUT 07191	CUT 06191	101987C95BL	7 ft.	24	XH US BL	826722C2	CUT 05025	824594C91
CUT 07192	CUT 06192	101988C95BL	9 ft.	32	XH US BL	826722C2	CUT 05025	824594C91
CUT 07192-LS		101988C95BL	9 ft.	32	XH US BL	826722C2	CUT 05025	824594C91
CUT 07193	CUT 06193	1960310C1	9 ft.	32	XH TS BL	826720C3	CUT 05056	824594C91
CUT 07193-LS		1960310C1	9 ft.	32	XH TS BL	826720C3	CUT 05056	824594C91



MOWER CONDITIONERS

1290


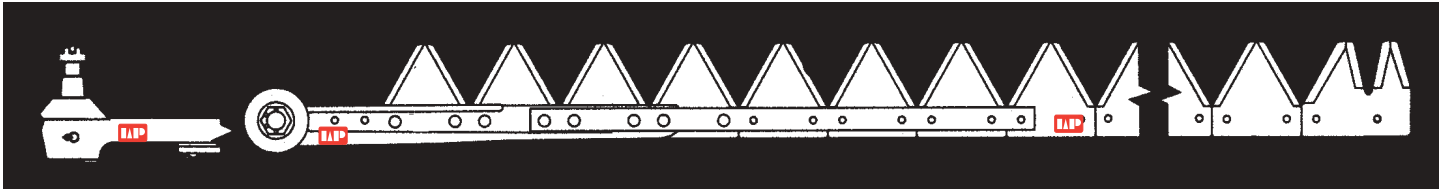
BOLT-ON NUMBER	RIVETED NUMBER	REPLACEMENT FOR	SICKLE LENGTH	NO. OF SECTIONS	TYPE OF SECTION	OEM SECTION PART NUMBER	WESTWARD SECTION PART NUMBER	HEAD NUMBER
CUT 07222	CUT 06222	595650R93	12 ft.	49	XH US PL	457607R3	CUT 05038	823710C1
CUT 07222-LS		595650R93	12 ft.	49	XH US PL	457607R3	CUT 05038	823710C1

LS = Spliced Knife Assemblies

Sickle Assemblies



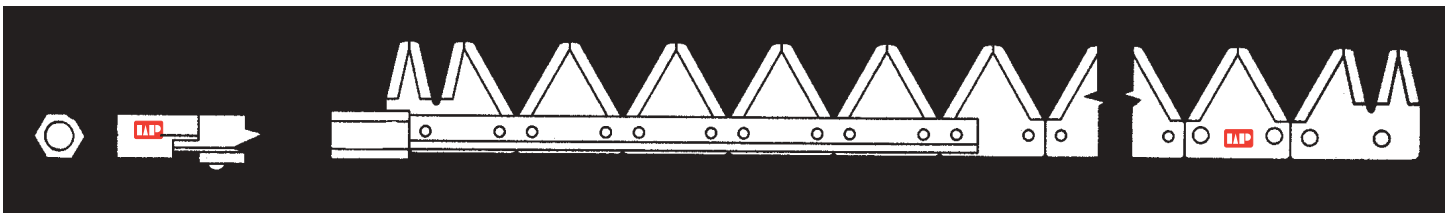
MOWER CONDITIONERS
1490 (12'), 1590 (14')
NEW IDEA 512 (12'), 514 (14') PIVOT TONGUE



BOLT-ON NUMBER	RIVETED NUMBER	REPLACEMENT FOR	SICKLE LENGTH	NO. OF SECTIONS	TYPE OF SECTION	OEM SECTION PART NUMBER	WESTWARD SECTION PART NUMBER	HEAD NUMBER
CUT 07257		ZAK502930	12 ft.	48	XH TS PL	700705300	CUT 05119	ZA502562
CUT 07257-LS		ZAK502930	12 ft.	48	XH TS PL	700705300	CUT 05119	ZA502562
	CUT 06257	ZA502930	12 ft.	48	XH TS PL	700705300	CUT 05119	ZA502562
CUT 07256	CUT 06256	ZA502889	12 ft.	48	XH US CR	457607R2	CUT 05038	ZA502562
CUT 07259		ZAK502931	14 ft.	56	XH TS PL	700705300	CUT 05119	ZA502562
CUT 07259-LS		ZAK502931	14 ft.	56	XH TS PL	700705300	CUT 05119	ZA502562
	CUT 06259	ZA502931	14 ft.	56	XH TS PL	700705300	CUT 05119	ZA502562
CUT 07258	CUT 06258	ZA502890	14 ft.	56	XH US CR	457607R2	CUT 05038	ZA502562



MOWER CONDITIONERS
8320 (7'), 8330 (9'), 8350 (12')
HESSTON 1110 (7'), 1120 (9'), 1150 (12')



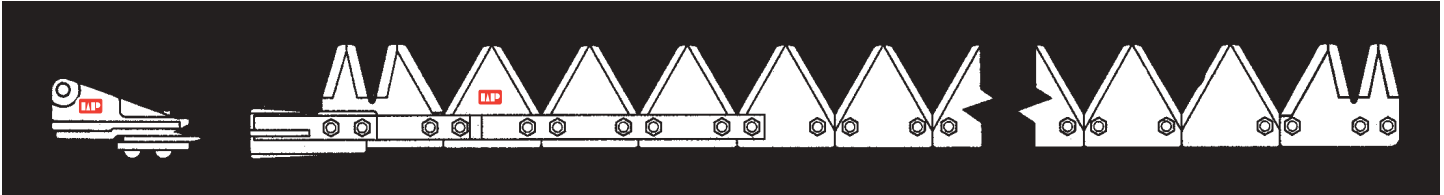
BOLT-ON NUMBER	RIVETED NUMBER	REPLACEMENT FOR	SICKLE LENGTH	NO. OF SECTIONS	TYPE OF SECTION	OEM SECTION PART NUMBER	WESTWARD SECTION PART NUMBER	HEAD NUMBER
CUT 07263		700709587	7 ft.	27	XH TS PL	700705300	CUT 05119	6821078
	CUT 06263	700111432	7 ft.	27	XH TS PL	700705300	CUT 05119	6821078
CUT 07264		700709588	9 ft.	35	XH TS PL	700705300	CUT 05119	6821078
CUT 07264-LS		700709588	9 ft.	35	XH TS PL	700705300	CUT 05119	6821078
	CUT 06264	700111430	9 ft.	35	XH TS PL	700705300	CUT 05119	6821078
CUT 07266		700111430BL	9 ft.	35	XH TS BL	826720C3	CUT 05056	6821078
CUT 07266-LS		700111430BL	9 ft.	35	XH TS BL	826720C3	CUT 05056	6821078
CUT 07265		SS700111430	9 ft.	35	SSXH TS CR	SS700705300	CUT 05083	6821078
CUT 07267		700709583	12 ft.	46	XH TS PL	700705300	CUT 05119	6821078
CUT 07267-LS		700709583	12 ft.	46	XH TS PL	700705300	CUT 05119	6821078
	CUT 06267	700109341	12 ft.	46	H TS PL	049254	CUT 05001	6821078
CUT 07269		700709583BL	12 ft.	46	XH TS BL	826720C3	CUT 05056	6821078
CUT 07268		SS700109341	12 ft.	46	SSXH TS CR	SS700705300	CUT 05083	6821078

LS = Spliced Knife Assemblies

Sickle Assemblies




MOWER CONDITIONERS 8340 HESSTON 1130



BOLT-ON NUMBER	RIVETED NUMBER	REPLACEMENT FOR	SICKLE LENGTH	NO. OF SECTIONS	TYPE OF SECTION	OEM SECTION PART NUMBER	WESTWARD SECTION PART NUMBER	HEAD NUMBER
CUT 07270		700118673	9 ft.	35	XH TS PL	700705300	CUT 05119	700111003
CUT 07270-LS		700118673	9 ft.	35	XH TS PL	700705300	CUT 05119	700111003
CUT 07272		700118671	9 ft.	35	XH TS PL	700705300	CUT 05119	Headless
CUT 07271		700118673BL	9 ft.	35	XH TS BL	826720C3	CUT 05056	700111003



WINDROWERS 230, 4000, 5000 WITH SINGLE AUGER OR DRAPER HEADER (12' - 24'), 210 AFTER S/N 3700



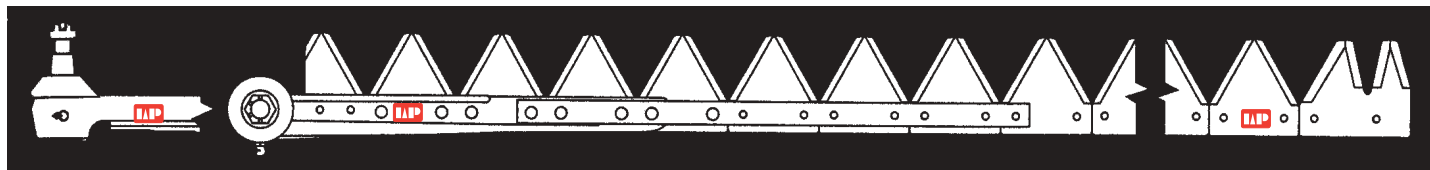
BOLT-ON NUMBER	RIVETED NUMBER	REPLACEMENT FOR	SICKLE LENGTH	NO. OF SECTIONS	TYPE OF SECTION	OEM SECTION PART NUMBER	WESTWARD SECTION PART NUMBER	HEAD NUMBER
CUT 07194	CUT 06194	827813C92	12-1/2 ft.	48	XH US PL	457607R3	CUT 05038	824594C91
CUT 07194-LS		827813C92	12-1/2 ft.	48	XH US PL	457607R3	CUT 05038	824594C91
CUT 07937	CUT 06937	824506C94	12-1/2 ft.	48	XH TS PL	700705300	CUT 05119	824594C91
CUT 07195	CUT 06195	827814C92	14-1/2 ft.	56	XH US PL	457607R3	CUT 05038	824594C91
CUT 07195-LS		827814C92	14-1/2 ft.	56	XH US PL	457607R3	CUT 05038	824594C91
CUT 07196	CUT 06196	831607C94	14-1/2 ft.	56	XH TS PL	700705300	CUT 05119	824594C91
CUT 07196-LS		831607C94	14-1/2 ft.	56	XH TS PL	700705300	CUT 05119	824594C91
CUT 07938	CUT 06938	831607C94BL	14-1/2 ft.	56	XH TS BL	826720C3	CUT 05056	824594C91
CUT 07197	CUT 06197	827815C92	16-1/2 ft.	64	XH US PL	457607R3	CUT 05038	824594C91
CUT 07198	CUT 06198	827815C92BL	16-1/2 ft.	64	XH TS BL	826720C3	CUT 05056	824594C91
CUT 07739	CUT 06739	827815C92TS	16-1/2 ft.	64	XH TS PL	700705300	cut 05119	824594C91
CUT 07739-LS		827815C92TS	16-1/2 ft.	64	XH TS PL	700705300	CUT 05119	824594C91
CUT 07199	CUT 06199	827816C92	19-1/2 ft.	76	XH US PL	457607R3	CUT 05038	824594C91
CUT 07199-LS		827816C92	19-1/2 ft.	76	XH US PL	457607R3	CUT 05038	824594C91
CUT 07200	CUT 06200	827816C92BL	19-1/2 ft.	76	XH TS BL	826720C3	CUT 05056	824594C91
CUT 07740		824706C94	19-1/2 ft.	76	XH TS CR	700705300	CUT 05119	824594C91
CUT 07201	CUT 06201	827830C92	24-1/2 ft. (1 pc.)	96	XH US PL	457607R3	CUT 05038	824594C91
CUT 07202	CUT 06202	827830C92BL	24-1/2 ft. (1 pc.)	96	XH TS BL	826720C3	CUT 05056	824594C91
CUT 07741	CUT 06741	827830C92TS	24-1/2 ft. (1 pc.)	96	XH TS PL	700705300	CUT 05119	Headless
CUT 07741-LS		827830C92TS	24-1/2 ft. (1 pc.)	96	XH TS PL	700705300	CUT 05119	824594C91

LS = Spliced Knife Assemblies

Sickle Assemblies



**WINDROWERS
4000, 5000 AND 5500 WITH DUAL AUGER HEADER**



BOLT-ON NUMBER	RIVETED NUMBER	REPLACEMENT FOR	SICKLE LENGTH	NO. OF SECTIONS	TYPE OF SECTION	OEM SECTION PART NUMBER	WESTWARD SECTION PART NUMBER	HEAD NUMBER
CUT 07204	CUT 06204	827724C92	12 ft.	47	XH US PL	457607R3	CUT 05038	824594C91
CUT 07204-LS		827724C92	12 ft.	47	XH US PL	457607R3	CUT 05038	824594C91
CUT 07205	CUT 06205	827724C92BL	12 ft.	47	XH TS BL	826720C3	CUT 05056	824594C91
CUT 07206	CUT 06206	827725C92	14 ft.	55	XH US PL	457607R3	CUT 05038	824594C91
CUT 07206-LS		827725C92	14 ft.	55	XH US PL	457607R3	CUT 05038	824594C91
CUT 07207	CUT 06207	827701C92	14 ft.	55	XH TS PL	700705300	CUT 05119	824594C91
CUT 07207-LS		827701C92	14 ft.	55	XH TS PL	700705300	CUT 05119	824594C91
CUT 07208	CUT 06208	827701C92BT	14 ft.	55	XH BT PL	700705300BT	CUT 05019	824594C91
CUT 07209	CUT 06209	827701C92BL	14 ft.	55	XH TS PL	826720C3	CUT 05056	824594C91
CUT 07210	CUT 06210	827726C92	16 ft.	63	XH US PL	457607R3	CUT 05038	824594C91
CUT 07210-LS		827726C92	16 ft.	63	XH US PL	457607R3	CUT 05038	824594C91
CUT 07211	CUT 06211	827726C92BL	16 ft.	63	XH TS BL	826720C3	CUT 05056	824594C91




**WINDROWERS
75 PULL TYPE
NEW HOLLAND 109**



BOLT-ON NUMBER	RIVETED NUMBER	REPLACEMENT FOR	SICKLE LENGTH	NO. OF SECTIONS	TYPE OF SECTION	OEM SECTION PART NUMBER	WESTWARD SECTION PART NUMBER	HEAD NUMBER
CUT 07216	CUT 06216	824873C91	15 ft.	59	R US PL	457606R3	CUT 05037	Headless
	CUT 06939	824873C91TS	15 ft.	59	R TS PL	049213	CUT 05000	Headless
CUT 07217	CUT 06217	824874C91	18 ft.	71	R US PL	457606R3	CUT 05037	Headless
	CUT 06940	824874C91TS	18 ft.	71	R TS PL	049213	CUT 05000	Headless
CUT 07218	CUT 06218	824875C91	21 ft.	83	R US PL	457606R3	CUT 05037	Headless
	CUT 06219	825821C91	21 ft.	83	R TS CR	049213	CUT 05000	Headless
CUT07220	CUT 06220	824699C91	25 ft.	98	R US CR	457606R3	CUT 05037	Headless
	CUT 06221	823097C91	25 ft.	98	R TS CR	049213	CUT 05000	Headless

LS = Spliced Knife Assemblies

Sickle Assemblies




P.T. GRAIN WINDROWER #1200 HESSTON, CIH 8310, 8220, 8230, 8240

BOLT-ON NUMBER	RIVETED NUMBER	REPLACEMENT FOR	SICKLE LENGTH	NO. OF SECTIONS	TYPE OF SECTION	OEM SECTION PART NUMBER	WESTWARD SECTION PART	HEAD NUMBER
CUT 07941		700709888 (LH)	15-1/2 ft. (21')	58	H TS PL	049254	CUT 05001	700709889
CUT 07942		700709895 (RH)	5-1/2 ft. (21')	20	H TS PL	049254	CUT 05001	
CUT 07941		700709888 (LH)	15-1/2 ft. (25')	58	H TS PL	049254	CUT 05001	700709889
CUT 07943		700709896 (RH)	9-1/2 ft. (25')	36	H TS PL	049254	CUT 05001	
CUT 07941		700709888 (LH)	15-1/2 ft. (30')	58	H TS PL	049254	CUT 05001	700709889
CUT 07944		700709897 (RH)	14-1/2 ft. (30')	56	H TS PL	049254	CUT 05001	
CUT 07941		700709888 (LH)	15-1/2 ft. (35')	58	H TS PL	049254	CUT 05001	700709889
CUT 07945		700710967 (RH)	19-1/2 ft. (35')	76	H TS PL	049254	CUT 05001	

NOTE: Each of the above sickle combinations use 4 additional sections at connection joint.



WINDROWERS: 275 AND 375



BOLT-ON NUMBER	RIVETED NUMBER	REPLACEMENT FOR	SICKLE LENGTH	NO. OF SECTIONS	TYPE OF SECTION	OEM SECTION PART NUMBER	WESTWARD SECTION PART NUMBER	HEAD NUMBER
CUT 07222		ZAK595650	12 ft.	49	XH US PL	457607R3	CUT 05038	823710C1
CUT 07222-LS		ZAK595650	12 ft.	49	XH US PL	457607R3	CUT 05038	823710C1
	CUT 06222	595650R93	12 ft.	49	XH US PL	457607R3	CUT 05038	823710C1
	CUT 06946	595650R92	12 ft.	49	H SM BL	700702967	CUT 05206	823710C1
CUT 07223		ZAK595651	14 ft.	57	XH US PL	457607R3	CUT 05038	823710C1
CUT 07223-LS		ZAK595651	14 ft.	57	XH US PL	457607R3	CUT 05038	823710C1
	CUT 06223	595651R93	14 ft.	57	XH US PL	457607R3	CUT 05038	823710C1
CUT 07947		ZAK595651T	14 ft.	57	XH TS PL	596321R4	CUT 05119	823710C1
	CUT 06947	595651R92	14 ft.	57	XH TS PL	596321R4	CUT 05119	823710C1
	CUT 06224	595652R93	16 ft.	65	XH US CR	457607R3	CUT 05038	823710C1


LS = Spliced Knife Assemblies

Sickle Assemblies



WINDROWERS

**721, 725, 730, 736, 742, 750, 6000 AND 6500
PRAIRIE STAR 4600**



BOLT-ON NUMBER	RIVETED NUMBER	REPLACEMENT FOR	SICKLE LENGTH	NO. OF SECTIONS	TYPE OF SECTION	OEM SECTION PART NUMBER	WESTWARD SECTION PART NUMBER	HEAD NUMBER
CUT 07260	CUT 06260	90966C91	21 ft.	83	XH TS PL	700705300	CUT 05119	Headless
CUT 07261	CUT 06261	80648C91	25 ft. (1 pc.)	99	XH TS PL	700705300	CUT 05119	Headless
CUT 07262	CUT 06262	80650C91	30 ft. (1 pc.)	119	XH TS PL	700705300	CUT 05119	Headless
CUT 07262-LS		80650C91	30 ft. (1 pc.)	119	XH TS PL	700705300	CUT 05119	Headless


NOTE: For 42' Duplex unit, order two 21' Sickle Assemblies

For 50' Duplex unit, order two 25' Sickle Assemblies.



WINDROWERS

**950, 955, 1050, 1055, 1150, 1155
HESSTON 200, 220, 240, 260, 280, 300 AND 500**



BOLT-ON NUMBER	RIVETED NUMBER	REPLACEMENT FOR	SICKLE LENGTH	NO. OF SECTIONS	TYPE OF SECTION	OEM SECTION PART NUMBER	WESTWARD SECTION PART NUMBER	HEAD NUMBER
CUT 07252	CUT 06252	373522	12 ft.	48	R TS PL	049213	CUT 05000	379370
CUT 07253	CUT 06253	373530	14 ft.	56	R TS PL	049213	CUT 05000	379370
CUT 07254	CUT 06254	373530H	14 ft.	56	H TS PL	049254	CUT 05001	379370
CUT 07255	CUT 06255	373548	16 ft.	64	R TS PL	049213	CUT 05000	379370


LS = Spliced Knife Assemblies

Sickle Assemblies



WINDROWERS

1075, 1275

**GEHL 2230 (12') HESSTON 520, 620, 1014 HYDRO-SWING,
6200, 6400, 6450, 6465, 6600, 6610**


BOLT-ON NUMBER	RIVETED NUMBER	REPLACEMENT FOR	SICKLE LENGTH	NO. OF SECTIONS	TYPE OF SECTION	OEM SECTION PART NUMBER	WESTWARD SECTION PART NUMBER	HEAD NUMBER
CUT 07232	CUT 06232	6193619	10 ft.	40	R TS PL	049213	CUT 05000	6193577 6497416
CUT 07233	CUT 06233	6193627	12 ft.	48	R TS PL	049213	CUT 05000	6193577 6497416
CUT 07234	CUT 06234	6206023	12 ft.	48	R TS PL	049213	CUT 05000	Headless
CUT 07235	CUT 06235	6272959	12 ft.	48	H TS PL	049254	CUT 05001	6497416 6193577
CUT 07235-LS		6272959	12 ft.	48	H TS PL	049254	CUT 05001	6497416
CUT 07236	CUT 06236	6497457	12 ft.	48	H TS PL	049254	CUT 05001	Headless
CUT 07236-LS		6497457	12 ft.	48	H TS PL	049254	CUT 05001	Headless
CUT 07948		6193627BT	12 ft.	48	XH BT PL	700705300BT	CUT 05019	6497416
CUT 07239	CUT 06239	6193635	14 ft.	56	R TS PL	049213	CUT 05000	6193577
CUT 07239-LS		6193635	14 ft.	56	R TS PL	049213	CUT 05000	6193577
CUT 07240	CUT 06240	6206031	14 ft.	56	R TS PL	049213	CUT 05000	Headless
CUT 07241	CUT 06241	6272967	14 ft.	56	H TS PL	049254	CUT 05001	6193577
CUT 07241-LS		6272967	14 ft.	56	H TS PL	049254	CUT 05001	6193577
CUT 07242	CUT 06242	6497465	14 ft.	56	H TS PL	049254	CUT 05001	Headless
CUT 07242-LS		6497465	14 ft.	56	H TS PL	049254	CUT 05001	Headless
CUT 07243		6497465BL	14 ft.	56	XH TS BL	700705299	CUT 05056	Headless
CUT 07243-LS		6497465BL	14 ft.	56	XH TS BL	700705299	CUT 05056	Headless
CUT 07949		6497465BT	14 ft.	56	XH BT PL	700705300BT	CUT 05019	Headless
CUT 07950		6272967BL	14 ft.	56	XH TS BL	700705299	CUT 05056	6497416
CUT 07950-LS		6272967BL	14 ft.	56	XH TS BL	700705299	CUT 05056	6497416
CUT 07244	CUT 06244	6497119	14 ft.	56	H TS PL	049254	CUT 05001	6497416
CUT 07244-LS		6497119	14 ft.	56	H TS PL	049254	CUT 05001	6497416
CUT 07245		6497119BT	14 ft.	56	XH BT PL	700705300BT	CUT 05019	6497416
CUT 07246		6497119SS	14 ft.	56	SSXH TS CR	700705300SS	CUT 05083	6497416
CUT 07248	CUT 06248	6497374	16 ft.	64	H TS PL	049254	CUT 05001	6497416
CUT 07248-LS		6497374	16 ft.	64	H TS PL	049254	CUT 05001	6497416
CUT 07249	CUT 06249	6497473	16 ft.	64	H TS PL	049254	CUT 05001	Headless
CUT 07250		6497473BL	16 ft.	64	XH TS BL	700705299	CUT 05056	Headless
CUT 07251		6497374BT	16 ft.	64	XH BT PL	700705300BT	CUT 05019	6497416

Note: Riveted sickles have 11-hole Knifehead 6193577. Bolted sickles have 21-hole Knifehead 6497416

LS= Spliced Knife Assemblies

Sickle Assemblies



WINDROWERS

SC412 CENTER PIVOT 8360 (12'), SC414 8370 (14')

8830 (12' & 14') HESSTON 8200, 525 HDR, 1260, 1265 (1160)



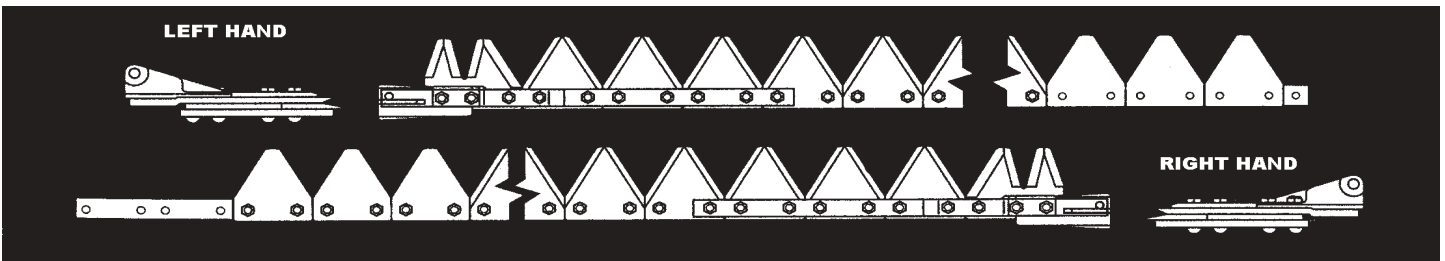
BOLT-ON NUMBER	RIVETED NUMBER	REPLACEMENT FOR	SICKLE LENGTH	NO. OF SECTIONS	TYPE OF SECTION	OEM SECTION PART NUMBER	WESTWARD SECTION PART NUMBER	HEAD NUMBER
CUT 07273		700709622	12 ft.	46	XH TS PL	700705300	CUT 05119	700111003
CUT 07273-LS		700709622	12 ft.	46	XH TS PL	700705300	CUT 05119	700111003
	CUT 06273	700110730	12 ft.	46	XH TS PL	700705300	CUT 05119	700111003
CUT 07274		ZAK7709622	12 ft.	46	XH TS PL	700705300	CUT 05119	Headless
	CUT 06274	700115887	12 ft.	46	XH TS PL	700705300	CUT 05119	Headless
CUT 07276	CUT 06276	700110730BT	12 ft.	46	XH BT PL	700705300BT	CUT 05019	700111003
CUT 07275		700110730BL	12 ft.	46	XH TS BL	826720C3	CUT 05056	700111003
CUT 07275-LS		700110730BL	12 ft.	46	XH TS BL	826720C3	CUT 05056	700111003
CUT 07277		700709623	14 ft.	54	XH TS PL	700705300	CUT 05119	700111003
CUT 07277-LS		700709623	14 ft.	54	XH TS PL	700705300	CUT 05119	700111003
	CUT 06277	700110731	14 ft.	54	XH TS PL	700705300	CUT 05119	700111003
CUT 07278		ZAK7709623	14 ft.	54	XH TS PL	700705300	CUT 05119	Headless
CUT 07278-LS		ZAK7709623	14 ft.	54	XH TS PL	700705300	CUT 05119	Headless
	CUT 06278	700115804	14 ft.	54	XH TS PL	700705300	CUT 05119	Headless
CUT 07280	CUT 06280	700110731BT	14 ft.	54	XH BT PL	700705300BT	CUT 05019	700111003
CUT 07279		700110731BL	14 ft.	54	XH TS BL	826720C3	CUT 05056	700111003
CUT 07279-LS		700110731BL	14 ft.	54	XH TS BL	826720C3	CUT 05056	700111003



WINDROWERS

8820, 8830 & 8840 (15', 18' & 21') DRAPER HEADERS

HESSTON 8100,8200 & 8400



BOLT-ON NUMBER	RIVETED NUMBER	REPLACEMENT FOR	SICKLE LENGTH	NO. OF SECTIONS	TYPE OF SECTION	OEM SECTION PART NUMBER	WESTWARD SECTION PART NUMBER	HEAD NUMBER
CUT 07727		700709646BL	8 ft. (LH)	26	XH TS BL	826720C3	CUT 05056	700111003
CUT 07728		700709647BL	7 ft. (RH)	25	XH TS BL	826720C3	CUT 05056	700116709
CUT 07729		700709648BL	9 ft. (LH)	32	XH TS BL	826720C3	CUT 05056	700111003
CUT 07730		700709649BL	9 ft. (RH)	31	XH TS BL	826720C3	CUT 05056	700116709
CUT 07725		700715810	11 ft. (LH)	38	H TS PL	049254	CUT 05001	700111003
	CUT 06725	700709650	11 ft. (LH)	38	H TS PL	049254	CUT 05001	700111003
CUT 07726		700715811	10 ft. (RH)	37	H TS PL	049254	CUT 05001	700116709
	CUT 06726	700709651	10 ft. (RH)	37	H TS PL	049254	CUT 05001	700116709
CUT 07951		700709650BL	11 ft. (LH)	38	XH TS BL	826720C3	CUT 05056	700111003
CUT 07952		700709651BL	10 ft. (RH)	37	XH TS BL	826720C3	CUT 05056	700116709


LS = Spliced Knife Assemblies.

Sickle Assemblies



WINDROWERS

8820 SHIFTABLE DRAPER HEADER (21', 25' & 30') HESSTON 8100




BOLT-ON NUMBER	RIVETED NUMBER	REPLACEMENT FOR	SICKLE LENGTH	NO. OF SECTIONS	TYPE OF SECTION	OEM SECTION PART NUMBER	WESTWARD SECTION PART NUMBER	HEAD NUMBER
CUT 07725		700715810	11 ft.. (LH)	38	H TS PL	049254	CUT 05001	700116003
	CUT 06725	700709650	11 ft. (LH)	38	H TS PL	049254	CUT 05001	700116003
CUT 07726		700715811	10 ft. (RH)	37	H TS PL	049254	CUT 05001	700116709
	CUT 06726	700709651	10 ft. (RH)	37	H TS PL	049254	CUT 05001	700116709
CUT 07951		700709650BL	11 ft. (LH)	38	XH TS BL	826720C3	CUT 05056	700116003
CUT 07952		700709651BL	10 ft. (RH)	37	XH TS BL	826720C3	CUT 05056	700116709
CUT 07731		700709652BL	13 ft. (LH)	46	XH TS BL	826720C3	CUT 05056	700116003
	CUT 06731	700709652	13 ft. (LH)	46	HTS PL	049254	CUT 05001	
	CUT 06732	700709653	12 ft. (RH)	45	HTS PL	049254	CUT 05001	
CUT 07732		700709653BL	12 ft. (RH)	45	XH TS BL	826720C3	CUT 05056	700116709
CUT 07733		700709654BL	15 ft. (LH)	56	XH TS BL	826720C3	CUT 05056	700116003
CUT 07734		700709655BL	15 ft. (RH)	55	XH TS BL	826720C3	CUT 05056	700116709



WINDROWERS

8820 SINGLE AUGER HEADER (14' & 16') HESSTON 6550, 6650, 6566, 6666, 6665, 1014+2, 8100 AUGER HEADER




BOLT-ON NUMBER	RIVETED NUMBER	REPLACEMENT FOR	SICKLE LENGTH	NO. OF SECTIONS	TYPE OF SECTION	OEM SECTION PART NUMBER	WESTWARD SECTION PART NUMBER	HEAD NUMBER
CUT 07535	CUT 06535	700709577	7 ft. (LH)	25	XH TS PL	700705300	CUT 05119	6821078
CUT 07539	CUT 06539	700709578	7 ft. (RH)	25	XH TS PL	700705300	CUT 05119	6821136
CUT 07536	CUT 06536	700709577BT	7 ft. (LH)	25	XH BT PL	700705300BT	CUT 05019	6821078
CUT 07540	CUT 06540	700709578BT	7 ft. (RH)	25	XH BT PL	700705300BT	CUT 05019	6821136
CUT 07563	CUT 06563	700709579	8 ft. (LH)	29	XH TS PL	700705300	CUT 05119	6821078
CUT 07565	CUT 06565	700709580	8 ft. (RH)	29	XH TS PL	700705300	CUT 05119	6821136
CUT 07953		700709579NH	8 ft. (LH)	29	XH TS PL	700705300	CUT 05119	Headless
CUT 07954		700709580NH	8 ft. (RH)	29	XH TS PL	700705300	CUT 05119	Headless
CUT 07564	CUT 06564	700709579BT	8 ft. (LH)	29	XH BT PL	700705300BT	CUT 05019	6821078
CUT 07566	CUT 06566	700709580BT	8 ft. (RH)	29	XH BT PL	700705300BT	CUT 05019	6821136

Sickle Assemblies



WINDROWERS
8840, 8870, 8380 WITH 625 AUGER HEADER
HESSTON 8400, 8600, 1170 MOWER CONDITIONER



BOLT-ON NUMBER	RIVETED NUMBER	REPLACEMENT FOR	SICKLE LENGTH	NO. OF SECTIONS	TYPE OF SECTION	OEM SECTION PART NUMBER	WESTWARD SECTION PART NUMBER	HEAD NUMBER
CUT 07281		700715165	7 ft. (LH)	25	XH TS PL	700705300	CUT 05119	700114594
	CUT 06281	700114590	7 ft. (LH)	25	XH TS PL	700705300	CUT 05119	700114594
CUT 07282		700715166	7 ft. (RH)	25	XH TS PL	700705300	CUT 05119	700114594
	CUT 06282	700114591	7 ft. (RH)	25	XH TS PL	700705300	CUT 05119	700114594
CUT 07283	CUT 06283	700709581	7 ft. (LH)	25	XH TS PL	700705300	CUT 05119	Headless
CUT 07284	CUT 06284	700709582	7 ft. (RH)	25	XH TS PL	700705300	CUT 05119	Headless
CUT 07288		700715165BT	7 ft. (LH)	25	XH BT PL	700705300BT	CUT 05019	700114594
	CUT 06288	700114590BT	7 ft. (LH)	25	XH BT PL	700705300BT	CUT 05019	700114594
CUT 07285		700715166BT	7 ft. (RH)	25	XH BT PL	700705300BT	CUT 05019	700114594
	CUT 06285	700114591BT	7 ft. (RH)	25	XH BT PL	700705300BT	CUT 05019	700114594
CUT 07289		700114590ST	7 ft. (LH)	25	XH ST PL	700705300ST	CUT 05083	700114594
CUT 07286		700114591ST	7 ft. (RH)	25	XH ST PL	700705300ST	CUT 05083	700114594
CUT 07290		700709581ST	7 ft. (LH)	25	XH ST PL	700705300ST	CUT 05083	Headless
CUT 07287		700709582ST	7 ft. (RH)	25	XH ST PL	700705300ST	CUT 05083	Headless
CUT 07293		700715167	8 ft. (LH)	29	XH TS PL	700705300	CUT 05119	700114594
	CUT 06293	700114592	8 ft. (LH)	29	XH TS PL	700705300	CUT 05119	700114594
CUT 07295		700715168	8 ft. (RH)	29	XH TS PL	700705300	CUT 05119	700114594
	CUT 06295	700114593	8 ft. (RH)	29	XH TS PL	700705300	CUT 05119	700114594
CUT 07297	CUT 06297	700709585	8 ft. (LH)	29	XH TS PL	700705300	CUT 05119	Headless
CUT 07301	CUT 06301	700709586	8 ft. (RH)	29	XH TS PL	700705300	CUT 05119	Headless
CUT 07299		700715167BT	8 ft. (LH)	29	XH BT PL	700705300BT	CUT 05019	700114594
	CUT 06299	700114592BT	8 ft. (LH)	29	XH BT PL	700705300BT	CUT 05019	700114594
CUT 07300		700114894	8 ft. (LH)	29	XH TS BL	700705299	CUT 05056	700114594
CUT 07304		700114895	8 ft. (RH)	29	XH TS BL	700705299	CUT 05056	700114594
CUT 07303		700715168BT	8 ft. (RH)	29	XH BT PL	700705300BT	CUT 05019	700114594
	CUT 06303	700114593BT	8 ft. (RH)	29	XH BT PL	700705300BT	CUT 05019	700114594
CUT 07294		700114592ST	8 ft. (LH)	29	XH ST PL	700705300ST	CUT 05083	700114594
CUT 07296		700114593ST	8 ft. (RH)	29	XH ST PL	700705300ST	CUT 05083	700114594
CUT 07298		700709585ST	8 ft. (LH)	29	XH ST PL	700705300ST	CUT 05083	Headless
CUT 07302		700709586ST	8 ft. (RH)	29	XH ST PL	700705300ST	CUT 05083	Headless
CUT 07955		700715778	9 ft. (LH)	33	XH TS PL	700705300	CUT 05119	700114594
CUT 07956		700715779	9 ft. (RH)	33	XH TS PL	700705300	CUT 05119	700114594
CUT 07957		700715778NH	9 ft. (LH)	33	XH TS PL	700705300	CUT 05119	Headless
CUT 07958		700715779NH	9 ft. (RH)	33	XH TS PL	700705300	CUT 05119	Headless
CUT 07959		700715778BT	9 ft. (LH)	33	XH BT PL	700705300BT	CUT 05019	700114594
CUT 07960		700715779BT	9 ft. (RH)	33	XH BT PL	700705300BT	CUT 05019	700114594
CUT 07961		700715778ST	9 ft. (LH)	33	XH ST PL	700705300ST	CUT 05083	700114594
CUT 07962		700715779ST	9 ft. (RH)	33	XH ST PL	700705300ST	CUT 05083	700114594
CUT 07963		700715778NHST	9 ft. (LH)	33	XH ST PL	700705300ST	CUT 05083	Headless
CUT 07964		700715779NHST	9 ft. (RH)	33	XH ST PL	700705300ST	CUT 05083	Headless

Sickle Assemblies



**COMBINES: 810 FLOATING HEADER, SERIAL 19000 AND ABOVE,
HART-CARTER GENERATION I**




BOLT-ON NUMBER	RIVETED NUMBER	REPLACEMENT FOR	SICKLE LENGTH	NO. OF SECTIONS	TYPE OF SECTION	OEM SECTION PART NUMBER	WESTWARD SECTION PART NUMBER	HEAD NUMBER
CUT 07038	CUT 06038	179761C92	13 ft.	52	XH TS PL	179736C3	CUT 05024	179765C1
CUT 07039	CUT 06039	179762C92	15 ft.	60	XH TS PL	179736C3	CUT 05024	179765C1
	CUT 06040	179763C92	18 ft.	72	XH TS PL	179736C3	CUT 05024	179765C1
CUT 07041	CUT 06041	179764C92	20 ft.	80	XH TS PL	179736C3	CUT 05024	179765C1

NOTE: These sickles use a countersunk fastener.



**COMBINES: 810 FLOATING HEADER,
SERIAL 19001 THROUGH 26000,
HART-CARTER GENERATION II**



BOLT-ON NUMBER	RIVETED NUMBER	REPLACEMENT FOR	SICKLE LENGTH	NO. OF SECTIONS	TYPE OF SECTIONS	OEM SECTION PART NUMBER	WESTWARD SECTION PART NUMBER	HEAD NUMBER
CUT 07042	CUT 06042	180467C91	13 ft.	53	XH TS PL	179736C3	CUT 05024	180497C1
CUT 07908	CUT 06908	180467C91BT	13 ft.	53	XH BT PL	179736C3BT	CUT 05154	180497C1
CUT 07043	CUT 06043	180468C91	15 ft.	61	XH TS PL	179736C3	CUT 05024	180497C1
CUT 07909	CUT 06909	180468C91BT	15 ft.	61	XH BT PL	179736C3BT	CUT 05154	180497C1
CUT 07044	CUT 06044	180469C91	16 ft.	65	XH TS PL	179736C3	CUT 05024	180497C1
CUT 07910	CUT 06910	180469C91BT	16 ft.	65	XH BT PL	179736C3BT	CUT 05154	180497C1
CUT 07045	CUT 06045	180470C91	18 ft.	73	XH TS PL	179736C3	CUT 05024	180497C1
CUT 07911	CUT 06911	180470C91BT	18 ft.	73	XH BT PL	179736C3BT	CUT 05154	180497C1
CUT 07046	CUT 06046	180471C91	20 ft.	81	XH TS PL	179736C3	CUT 05024	180497C1
CUT 07912	CUT 06912	180471C91BT	20 ft.	81	XH BT PL	179736C3BT	CUT 05154	180497C1

NOTE: These sickles use a countersunk fastener.

Sickle Assemblies



COMBINES: 810 FLOATING HEADER, SERIAL 26001 AND ABOVE, HART-CARTER GENERATION III

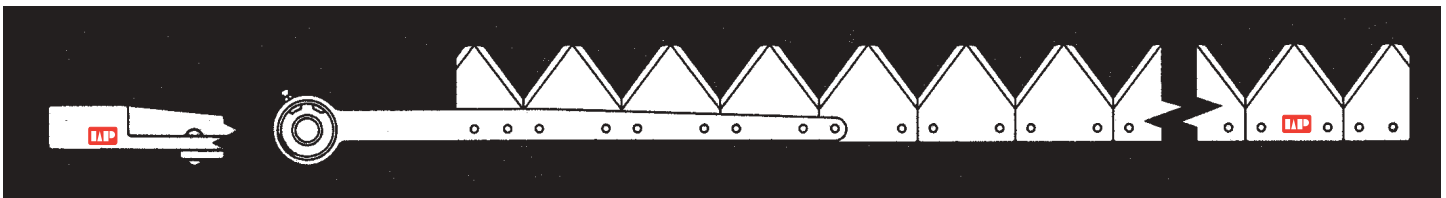


BOLT-ON NUMBER	RIVETED NUMBER	REPLACEMENT FOR	SICKLE LENGTH	NO. OF SECTIONS	TYPE OF SECTION	OEM SECTION PART NUMBER	WESTWARD SECTION PART NUMBER	HEAD NUMBER
CUT 07047	CUT 06047	180853C91	13 ft.	52	XH TS PL	179736C3	CUT 05024	180859C91
CUT 07913		180853C91BT	13 ft.	52	XH BT PL	179736C3BT	CUT 05154	180859C91
CUT 07048	CUT 06048	180854C91	15 ft.	60	XH TS PL	179736C3	CUT 05024	180859C91
CUT 07914		180854C91BT	15 ft.	60	XH BT PL	179736C3BT	CUT 05154	180859C91
CUT 07049	CUT 06049	180855C91	16-1/2 ft.	66	XH TS PL	179736C3	CUT 05024	180859C91
CUT 07915		180855C91BT	16-1/2 ft.	66	XH BT PL	179736C3BT	CUT 05154	180859C91
CUT 07051	CUT 06051	180857C91	20 ft.	80	XH TS PL	179736C3	CUT 05024	180859C91
CUT 07916		180857C91BT	20 ft.	80	XH BT PL	179736C3BT	CUT 05154	180859C91

NOTE: These sickles use a countersunk fastener.



COMBINES: 810 HEADER, NON FLOATING BAR




BOLT-ON NUMBER	RIVETED NUMBER	REPLACEMENT FOR	SICKLE LENGTH	NO. OF SECTIONS	TYPE OF SECTION	OEM SECTION PART NUMBER	WESTWARD SECTION PART NUMBER	HEAD NUMBER
CUT 07114	CUT 06114	176718C93	15 ft.	58	XH TS PL	634794R3	CUT 05051	178466C91
CUT 07115	CUT 06115	176694C93	15 ft.	58	XH TS BL	634793R3	CUT 05117	178466C91
CUT 07116	CUT 06116	197183C92PL	16-1/2 ft.	64	XH TS PL	634794R3	CUT 05051	178466C91
CUT 07117	CUT 06117	197183C93	16-1/2 ft.	64	XH TS BL	634793R3	CUT 05117	178466C91
CUT 07118	CUT 06118	176719C93	17-1/2 ft.	68	XH TS PL	634794R3	CUT 05051	178466C91
CUT 07119	CUT 06119	176695C93	17-1/2 ft.	68	XH TS BL	634793R3	CUT 05117	178466C91
CUT 07120	CUT 06120	176720C93	20 ft.	78	XH TS PL	634794R3	CUT 05051	178466C91
CUT 07121	CUT 06121	176696C93	20 ft.	78	XH TS BL	634793R3	CUT 05117	178466C91
CUT 07122	CUT 06122	176721C93	24 ft.	94	XH TS PL	634794R3	CUT 05051	178466C91
CUT 07123	CUT 06123	176697C93	24 ft.	94	XH TS BL	634793R3	CUT 05117	178466C91
CUT 07124	CUT 06124	187418C93	30 ft. (1 pc.)	118	XH TS PL	634794R3	CUT 05051	178466C91
CUT 07125	CUT 06125	187416C93	30 ft. (1 pc.)	118	XH TS BL	634793R3	CUT 05117	178466C91

Sickle Assemblies



COMBINES: MODEL 820 HEADER




BOLT-ON NUMBER	RIVETED NUMBER	REPLACEMENT FOR	SICKLE LENGTH	NO. OF SECTIONS	TYPE OF SECTION	OEM SECTION PART NUMBER	WESTWARD SECTION PART NUMBER	HEAD NUMBER
CUT 07126	CUT 06126	197463C93	15 ft.	58	XH TS BL	826720C3	CUT 05056	197230C91
CUT 07126-LS		197463C93	15 ft.	58	XH TS BL	826720C3	CUT 05056	197230C91
CUT 07127	CUT 06127	197463C93BT	15 ft.	58	XH BT BL	826720C3BT	CUT 05018	197230C91
CUT 07127-LS		197463C93BT	15 ft.	58	XH BT BL	826720C3BT	CUT 05018	197230C91
CUT 07128	CUT 06128	197464C93	16-1/2 ft.	64	XH TS BL	826720C3	CUT 05056	197230C91
CUT 07128-LS		197464C93	16-1/2 ft.	64	XH TS BL	826720C3	CUT 05056	197230C91
CUT 07129	CUT 06129	197464C93BT	16-1/2 ft.	64	XH BT BL	826720C3BT	CUT 05018	197230C91
CUT 07130	CUT 06130	197465C93	17-1/2 ft.	68	XH TS BL	826720C3	CUT 05056	197230C91
CUT 07130-LS		197465C93	17-1/2 ft.	68	XH TS BL	826720C3	CUT 05056	197230C91
CUT 07131	CUT 06131	197465C93BT	17-1/2 ft.	68	XH BT BL	826720C3BT	CUT 05018	197230C91
CUT 07132	CUT 06132	197466C93	20 ft.	78	XH TS BL	826720C3	CUT 05056	197230C91
CUT 07132-LS		197466C93	20 ft.	78	XH TS BL	826720C3	CUT 05056	197230C91
CUT 07133	CUT 06133	197466C93BT	20 ft.	78	XH BT BL	826720C3BT	CUT 05018	197230C91
CUT 07133-LS		197466C93BT	20 ft.	78	XH BT BL	826720C3BT	CUT 05018	197230C91
CUT 07134	CUT 06134	197467C93	22-1/2 ft.	88	XH TS BL	826720C3	CUT 05056	197230C91
CUT 07134-LS		197467C93	22-1/2 ft.	88	XH TS BL	826720C3	CUT 05056	197230C91
CUT 07135	CUT 06135	197467C93BT	22-1/2 ft.	88	XH BT BL	826720C3BT	CUT 05018	197230C91
CUT 07135-LS		197467C93BT	22-1/2 ft.	88	XH BT BL	826720C3BT	CUT 05018	197230C91

LS = Spliced Knife Assemblies

Sickle Assemblies



COMBINES: 1010, 1020 HEADER 3" CUT




BOLT-ON NUMBER	RIVETED NUMBER	REPLACEMENT FOR	SICKLE LENGTH	NO. OF SECTIONS	TYPE OF SECTIONS	OEM SECTION PART NUMBER	WESTWARD SECTION PART NUMBER	HEAD NUMBER
CUT 07136		1307281C99	15 ft.	58	XH TS BL	826720C3	CUT 05056	Headless
CUT 07137		1307281C98BT	15 ft.	58	XH BT BL	826720C3BT	CUT 05018	Headless
CUT 07137-LS		1307281C98BT	15 ft.	58	XH BT BL	826720C3BT	CUT 05018	Headless
CUT 07139		1326835C99	16-1/2 ft.	64	XH TS BL	826720C3	CUT 05056	Headless
CUT 07140		1326835C98BT	16-1/2 ft.	64	XH BT BL	826720C3BT	CUT 05018	Headless
CUT 07141		1307282C99	17-1/2 ft.	68	XH TS BL	826720C3	CUT 05056	Headless
CUT 07142		1307282C98BT	17-1/2 ft.	68	XH BT BL	826720C3BT	CUT 05018	Headless
CUT 07142-LS		1307282C98BT	17-1/2 ft.	68	XH BT BL	826720C3BT	CUT 05018	Headless
CUT 07144		1307283C99	20 ft.	78	XH TS BL	826720C3	CUT 05056	Headless
CUT 07145		1307283C98BT	20 ft.	78	XH BT BL	826720C3BT	CUT 05018	Headless
CUT 07145-LS		1307283C98BT	20 ft.	78	XH BT BL	826720C3BT	CUT 05018	Headless
CUT 07146-LS		1307283C98SS	20 ft.	78	XH TS SS	826720C3SS	CUT 05086	Headless
CUT 07147		1307284C99	22-1/2 ft.	88	XH TS BL	826720C3	CUT 05056	Headless
CUT 07148		1307284C98BT	22-1/2 ft.	88	XH BT BL	826720C3BT	CUT 05018	Headless
CUT 07148-LS		1307284C98BT	22-1/2 ft.	88	XH BT BL	826720C3BT	CUT 05018	Headless
CUT 07150		376534A1D	25 ft.	98	XH TS BL	826720C3	CUT 05056	Headless
CUT 07151		376534A1DBT	25 ft.	98	XH BT BL	826720C3BT	CUT 05018	Headless
CUT 07151-LS		376534A1DBT	25 ft.	98	XH BT BL	826720C3BT	CUT 05018	Headless
CUT 07152		376535A1D	30 ft.	118	XH TS BL	826720C3	CUT 05056	Headless
CUT 07153		376535A1DBT	30 ft.	118	XH BT BL	826720C3BT	CUT 05018	Headless
CUT 07153-LS		376535A1DBT	30 ft.	118	XH BT BL	826720C3BT	CUT 05018	Headless

NOTE: Above sickles use the 3 hole section (p/n 05148) only in the knifehead area. Balance of sections are the standard 2 hole versions (p/n 05056).
 LS = Spliced Knife Assemblies.

Sickle Assemblies



COMBINES: 1010, 1020 HEADER 1 1/2" CUT, BOLTED




BOLT-ON NUMBER	RIVETED NUMBER	REPLACEMENT FOR	SICKLE LENGTH	NO. OF SECTIONS	TYPE OF SECTIONS	OEM SECTION PART NUMBER	WESTWARD SECTION PART NUMBER	HEAD NUMBER
CUT 07154		1970502C5PL	15 ft.	60	XH TS PL	1970390C4PL	CUT 05150	Headless
CUT 07155		B1970502	15 ft.	60	XH TS BL	1970390C4	CUT 05151	Headless
CUT 07156		1970503C5PL	16-1/2 ft.	66	XH TS PL	1970390C4PL	CUT 05150	Headless
CUT 07157		B1970503	16-1/2 ft.	66	XH TS BL	1970390C4	CUT 05151	Headless
CUT 07158		1970504C5PL	17-1/2 ft.	70	XH TS PL	1970390C4PL	CUT 05150	Headless
CUT 07159		B1970504	17-1/2 ft.	70	XH TS BL	1970390C4	CUT 05151	Headless
CUT 07161		1970400C5PL	20 ft.	80	XH TS PL	1970390C4PL	CUT 05150	Headless
CUT 07162		B1970400	20 ft.	80	XH TS BL	1970390C4	CUT 05151	Headless
CUT 07164		1970442C5PL	22-1/2 ft.	90	XH TS PL	1970390C4PL	CUT 05150	Headless
CUT 07165		B1970442	22-1/2 ft.	90	XH TS BL	1970390C4	CUT 05151	Headless
CUT 07166		1970402C5PL	25 ft.	100	XH TS PL	1970390C4PL	CUT 05150	Headless
CUT 07167		B1970402	25 ft.	100	XH TS BL	1970390C4	CUT 05151	Headless
CUT 07168		19704045CPL	30 ft.	120	XH TS PL	1970390C4PL	CUT 05150	Headless
CUT 07169		B1970404	30 ft.	120	XH TS BL	1970390C4	CUT 05151	Headless

NOTE: Above sickles are bolted using special oval neck and jam lock nut. See bolt-on fasteners. These sickles will replace riveted sickles without changing knifeclips or guards.

Bolt-On Fasteners

FOR CASE/IH #1010 & 1020 1 1/2" CUT SYSTEM

PART NO.	REPLACES	DESCRIPTION
*CUT 01103	TJ50BN	17/32" oval shoulder bolt & jam nut for #1010 & 1020 3-hole sections (pkg. of 20)
*CUT 01104	TJ60BN	1 1/8" oval shoulder bolt & jam nut for #1010 & 1020 3-hole sections (pkg. of 16)
*Requires IH Hold Down OEM#132074663		



Sickle Sections



1970390C4
05151







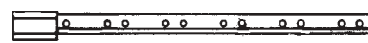
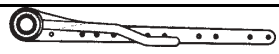



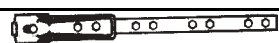










826720C3
05056

TYPE OF SECTION
SM = Smooth
SS = Super 7 (7 serrations/inch) top serrated
ST = Saber Tooth (7 serrations/inch)
BT = Big Tooth (10 - serrations/inch)
US = Under Serrated
TS = Top Serrated (14 serrations/inch)
TT = Tiger Tooth
TP = Twin Point
TJ = Tiger Jaw
CTSK = Countersunk

Order Number	Replacement For	Section Size	Type of Sections	Section Thickness	Section Finish	Machine	Fastener Part Number	
CUT 05074	826725C1	Shape 2	SM	R	Black	Mowers	CUT 01008 1/2 OH	
CUT 05057	826723C2	Shape 2	US	R	Black	Mowers	CUT 01008 1/2 OH	
CUT 05037	457606R3	Shape 2	US	R	Plated	Mowers/Cond.	CUT 01008 1/2 OH	
CUT 05122	MC333	Shape 2	TS	R	Black	Mowers/Cond.	CUT 01008 1/2 OH	
CUT 05062	F11304	Shape 2	US	H	Black	Mower/Cond.	CUT 01014 9/16 OH	
CUT 05028	M333 1/2S	Shape 2	TS	H	Black	Mowers/Cond.	CUT 01014 9/16 OH	
CUT 05001	49254	Shape 2	TS	H	Plated	Windrowers	CUT 01014 9/16 OH	
CUT 05058	826724C2	Shape 2	SM	XH	Black	Windrowers	CUT 01012 5/8 OH	
CUT 05036	457605R3	Shape 2	SM	XH	Plated		CUT 01012 5/8 OH	
CUT 05025	826722C2	Shape 2	US	XH	Black		CUT 01012 5/8 OH	
CUT 05038	457607R3	Shape 2	US	XH	Plated		CUT 01012 5/8 OH	
CUT 05056	826720C3	Shape 2	TS	XH	Black		CUT 01012 5/8 OH	
	86615988							
CUT 05018	86616691(2 holes)	Shape 2	BT	XH	Black		CUT 01012 5/8 OH	
CUT 05086	122074A1	Shape 2	ST	XH	Black		CUT 01012 5/8 OH	
	86616588SS							
CUT 05119	700705300	Shape 2	TS	XH	Plated		CUT 01012 5/8 OH	
	86616527							
CUT 05019	596321R4	Shape 2	BT	XH	Plated		CUT 01012 5/8 OH	
	86616689							
CUT 05083	191256A1	Shape 2	ST	XH	Plated		CUT 01012 5/8 OH	
	86616591SS							
CUT 05042	All the Above Twin Tooth	Shape 7	TTTS	XH	Black		CUT 01014 9/16 OH	
CUT 05117	634793R3	Shape 10	TS	XH	Black	Combines Except H-C Header and 820 Floating Header	CUT 01012 5/8 OH	
CUT 05051	634794R3	Shape 10	TS	XH	Plated		CUT 01012 5/8 OH	
CUT 05147	634794R3BT	Shape 10	BT	XH	Plated		CUT 01012 5/8 OH	
CUT 05105	634794R3TT	Twin Tooth	TTTS	H	Plated		CUT 01014 9/16 OH	
CUT 05024	179736C3	Shape 9	TS	XH	Plated	Combines with Hart-Carter Floating Bar	CUT 01011 5/8 CS	
CUT 05154	179736C3BT	Shape 9	BT	XH	Plated		CUT 01011 5/8 CS	
CUT 05133	277444SS	Shape 9	SSTS	H	Plated		CUT 01011 5/8 CS	
CUT 05148	826720C3 (3 holes)	Shape 2	TS	XH	Black	820 Header 1010, 1020 with 3" Cut	CUT 01100 TJ55	
CUT 05149	122074A1 (3 Holes)	Shape 2	BT	XH	Black		CUT 01100 TJ55	
CUT 05150	1970390C4PL	Twin Tooth 3 slotted holes	TS	XH	Plated	1010, 1020 with 1 1/2" Cut	CUT 01103 TJ50	
CUT 05151	1970390C4	Twin Tooth 3 slotted holes	TS	XH	Black		CUT 01103 TJ50	
	394618A1							
CUT 05153	1305239C2	Twin Tooth 3 Round holes	TS	XH	Black		CUT 01012 5/8 OH	
CUT 05200	1970390C4BT	Twin Tooth 3 slotted holes	BT	XH	Black		CUT 01103 TJ50	
CUT 05152	1970390C4SS	3 Slotted holes Twin Tooth	TSSS	XH	Black		CUT 01103 TJ50	
CUT 05103	TJ7000	Twin Tooth Shape 7	TS	XH	Plated	Combines with Tiger Jaws	CUT 01100 TJ55	
CUT 05092	TJ7000SS	Twin Tooth Shape 7	TS SS	XH	Plated		CUT 01100 TJ55	
CUT 05201	823713C2		TS	XH	Plated		1/4" Hole	

Cutter Bar Components

Order Number	Replacement for	Description	Machine	
CUT 02015	MA999	Sickle Head	All Mowers except Balanced Head Series 100	
CUT 02016	56692C91	Sickle Head	Mowers Balanced Head Series 100	
CUT 02303	458971R	Bronze Bushing	Case Series 100	
CUT 02304	458972R1	Head Plug	Balanced Head	
CUT 02305	458973R4	Knifehead Pin	1100, 1300	
CUT 02338		Knifehead Pin Kit	includes 02303, 02304, and 02305	
CUT 02017	ZA502562	Sickle Head	MC 1490, 1590	
CUT 02018	824594C91	Sickle Head	Windrowers 4000, 5000, 1190, 230	
CUT 02023	TT824594C1	Twin Tooth Sicklehead	4000, 5000, 1190, 230	
CUT 02306		Dust Cover	For Head #02017, 02018, 02023	
CUT 02019	825825C1	Sickle Head	75 Windrower	
CUT 02021	6821078	Sickle Head (LH)	8320, 8330, 8350, 8820	
CUT 02080	6821136	Sickle Head (RH)	8820	
CUT 02020	540607R11	Sickle Head	990 Mower Conditioner	
CUT 02307	700109339	Head Socket Assy	For Head No. 02021	
CUT 02025	700111003	Sickle Head (LH)	8330, 8340, 8360, 8370, 8820, 8830, 8840	
CUT 02040	700116709	Sickle Head (RH)	8820, 8830, 8840	
CUT 02308	700110728	Head Socket Assy	For Head No. 02025	
CUT 02022	823710C1	Sickle Head	Windrowers 275, 375	
CUT 02026	700114594	Sickle Head (LH & RH)	8840, 8380	
CUT 02028	379370	Sickle Head 9 Hole	Windrower 950, 955, 1050, 1055, 1150 & 1155	
CUT 02029	F36865			
	6193577	Sickle Head 11 Hole	Windrower 1275	
CUT 02030	6497416	Sickle Head 21 Hole	Windrower 1275	
CUT 02032	451948	Sickle Head	Mower Conditioner 555	
CUT 02005	179765C1	Sickle Head	Combine 810 (H-C Generation I)	
CUT 04000	180497C1	Sickle Head	Combine 810 (H-C Generation II)	
CUT 02004	180859C91	Sickle Head	Combine 810 (H-C Generation III)	
CUT 02036	178466C91	Sickle Head	Combine Model 810	
CUT 02037	197230C91	Sickle Head	Combine Model 820	
CUT 02039	1316161C91	Sickle Head	Combine 1010, 1020 3" System	

Cutter Bar Components Universal End Sections

PACKAGED IN CARDS OF TWO

**APPLICATION: ALL MOWERS, MOWER CONDITIONERS & WINDROWERS
WITH STANDARD CUTTER BAR**



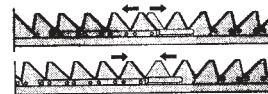
03315 03319 03325

Order Number	Description
CUT 03325	2 End Sections under serrated chrome RH
CUT 03315	2 End Sections top serrated chrome RH
CUT 03319	2 End Sections top serrated chrome LH for use in twin sickle application
CUT 03327	2 End Sections top serrated super seven chrome RH
CUT 03318	2 End Sections under serrated chrome LH
CUT 03320	2 End Sections top serrated black RH
CUT 03321	2 End Sections top serrated black LH
CUT 03358	2 End Sections top serrated chrome 1 LH and 1 RH
CUT 03359	2 End Sections top serrated black 1 LH and 1 RH
CUT 03357	2 End Sections top serrated super seven chrome LH

END SECTIONS

Order Number	Replaces	Description
CUT 03355	700705463	Single Section XHTSCR (RH) end sec 3 hole
CUT 03356	700705462	Single Section XHTSCR (LH) end sec 3 hole

**OVERLAP SECTIONS
DOUBLE DRIVE - SICKLES OVERLAP**

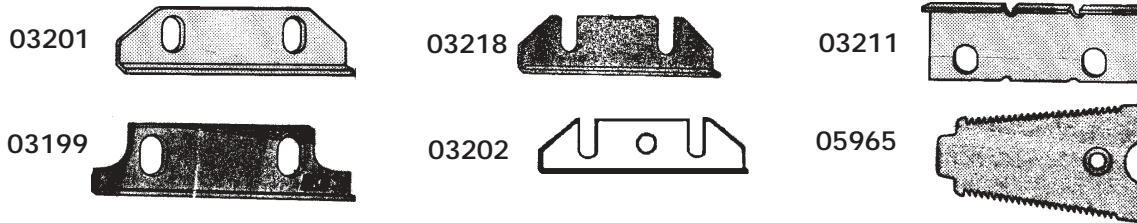


Order Number	Description
CUT 03303	Includes 2 of HTSR top LH for Case IH, Hesston and 3 of HTSCR bottom RH for Case IH, Hesston c/w rivets

Cutter Bar Components

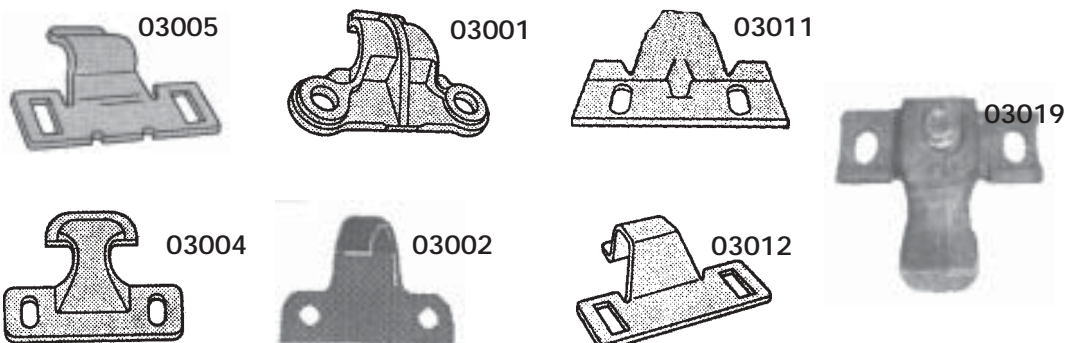
WEAR PLATES

Order Number	Replacement for	Description	Machine
CUT 03201	MC468, 179759C1	Wear Plate	All Combines
CUT 03199		Wear Plate 6"	Alternative to 03201
CUT 03218		Wear Plate 6" Slotted	Alternative to 03201
CUT 03202	W50	Wear Plate	Mowers
CUT 03211	MB22863	Head Wear Plate	Mowers
CUT 05965	DF780	Ledger Plate	Mowers DM700 guard



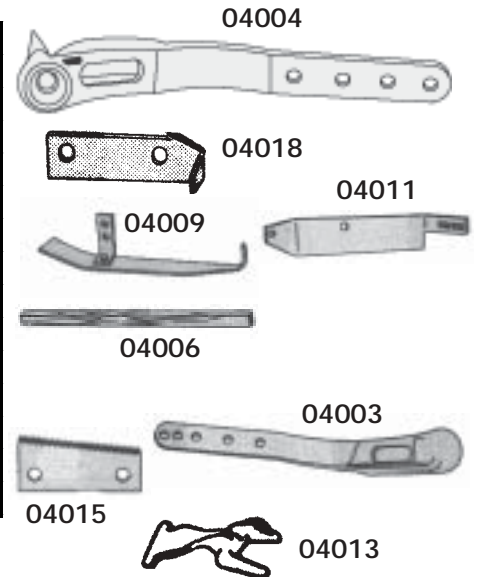
HOLD-DOWN CLIPS

Order Number	Replacement for	Description	Machine
CUT 03005	71189684 71346158	Knife Clip for Bolted or Riveted Sickles	All Combines Except Hart-Carter Floating Headers
CUT 03004	71176540	Knife Clip for Bolted or Riveted Sickles	Hart-Carter Floating Headers only
CUT 03000	XL1000, 804074	Knife Clip Cast Low Arch	Mowers - used on sections
CUT 03014	MA812	Knife Clip Cast Low Arch	Mowers - used on sections
CUT 03001	XA1000 804113 804075	Knife Clip Cast High Arch	Mowers - used over knife head
CUT 03002	116535	Knife Clip Steel	Combines - low arch
CUT 03003	232135	Knife Clip Cast	Floating bar series 2 - high arch
CUT 03011	BSL600, 700111204	Knife Clip Low Arch Steel	Mowers & Combine
CUT 03012	BSH 500, 142984	Knife Clip High Arch Steel	Mowers & Combine
CUT 03019	XL2000ADJ	Adjustable Low Arch Knife Clip	
CUT 03020	XH2000ADJ	Adjustable High Arch Knife Clip	
CUT 03022		Clip only for 03019	
CUT 03024		Rubber Elastomer for 03019, 03020	



Cutter Bar Components

Order Number	Replacement for	Description	Machine
CUT 04004	M 1578	Pitman Strap (rear)	Mowers
CUT 04018	M22161	Rear Guide, Upper	Mowers
CUT 04009	M259H	Outer Sole	Mowers
CUT 04011	MC465	Inner Sole	Mowers
CUT 04006	M22184	Pitman Wood 35- 11/16	Mowers 16, 24 & 32
CUT 04007	M32119	Pitman Wood 31- 11/16	Mowers 25V, 27V & 27VA
CUT 04014	MA1574	Spring	Mowers
CUT 04083	6821052	Shim (10 Pack)	Mowers
CUT 04082	ZA502891	Knife Head Strap	1190, 1490, 1590
CUT 04020	176699C91	Bearing	Models 810, 820
CUT 04012	MA330	Outer Shoe Plate	Mowers (pack of 10)
CUT 04015	458965R1	Inner Shoe Plate	Mowers
CUT 04003	MA1577	Pitman Strap (front)	Mowers
CUT 04013	MC1579A	Latch Fork Assy	Mowers



Grass Board

Part Number	Replaces	Application
CUT 04001	KC039	Mowers



Universal Pitman Wood

Part Number	Description	Application
CUT 04001	KC039	Mowers

Note: This Universal Pitman Wood has been designed to replace most Pitman Woods.



FITS CASE - IH

Plated Rivets (For Sections, Heads & Guard Plates)

ONE POUND PACKAGES

PART NO.	SIZE	LENGTH	QUANTITY*
CUT 01000	1/4" OH	1 1/4"	50
CUT 01001	#5 1/2 CS	1 1/4"	80
CUT 01002	#5 1/2 OH	1 1/4"	65
+CUT 01003	#6 CS	1 1/4"	40
CUT 01004	1/4" OH	1"	50
CUT 01005	#5 1/2 CS	1"	100
CUT 01006	#5 1/2 OH	1"	85
CUT 01007	#5 1/2 CS	1/2"	185
CUT 01008	#5 1/2 OH	1/2"	125
CUT 01009	#5 1/2 OH	3/8"	155
CUT 01010	1/4" OH	5/8"	70
CUT 01011	#5 1/2 CS	5/8"	160
CUT 01012	#5 1/2 OH	5/8"	125
CUT 01013	#5 1/2 CS	9/16"	165
CUT 01014	#5 1/2 OH	9/16"	125
CUT 01015	#5 1/2 CS	15/16"	95
CUT 01016	#5 1/2 OH	15/16"	95

+1/2 lb. box / *Approximate Quantity per box

FIFTEEN POUND PACKAGES

PART NO.	SIZE	LENGTH	QTY.*
CUT 01030	#5 1/2 OH	1/2"	2175
CUT 01031	#5 1/2 OH	5/8"	1860
CUT 01032	#5 1/2 OH	9/16"	1995

*Approximate quantity per box



OH = OVAL HEAD

CS = COUNTERSUNK HEAD

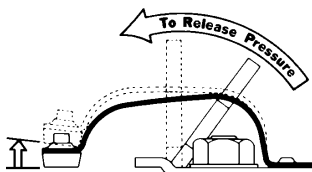

Sic-L-Clips



- Saves wear on sickle sections.
- Quiets mower & extends sickle life.
- Allows increased cutting speed.
- High carbon steel spring holds sickle sections against ledger plates for improved cutting.
- Replaceable "Nylatron" wear strip.
- Fully plated to prevent rust.
- No adjustment necessary for wear.

PART NO.	REPLACES	DESCRIPTION
CUT 03006	SLC-330	Standard model for 3/8" bolts
CUT 03007	SLC-331	*Hi-Clear model for 3/8" bolts
CUT 03008	SLC-370	Standard model for 7/16" bolts
CUT 03009	SLC-371	*Hi-Clear model for 7/16" bolts
CUT 03010	SLC-400	Replaceable Nylatron wear strip

*Recommended for bolted sections



Exclusive "Snap-Action" Release
A "flip of the lever" releases pressure for removing Sickle Bar!

FITS CASE - IH

Bolt-On Fasteners

7/32" DIAMETER

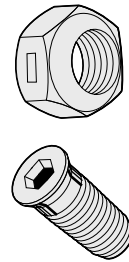
PART NUMBER	REPLACES	DESCRIPTION
CUT 01100	TJ55BN	5/8" standard section bolt w/nut (pkg. of 100)
CUT 01101	TJ85BN	1" head bolt w/nut (pkg. of 25)
CUT 01102	TJ95BN	1 1/4" head bolt w/nut (pkg. of 25)
CUT 01107	TJ1224N	Replacement Lock Nut (each)

1/4" DIAMETER

PART NUMBER	DESCRIPTION
CUT 01115	1/4" x 5/8" section bolt w/nut (pkg. of 50)
CUT 01119	1/4" x 1 1/4" head bolt w/nut (pkg./25)
CUT 01116	1/4" replacement lock nut (each)

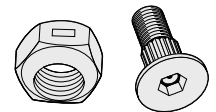
FOR J.E. LOVE, HART-CARTER & VERSATILE ASSEMBLIES - 60° CTSK

PART NUMBER	REPLACES	DESCRIPTION
CUT 01120		5/8" section bolt w/nut for J.E. Love & Hart-Carter (pkg. of 20)
CUT 01118-20	BVB916BN	9/16" section bolt w/nut to fit original equipment Versatile sickles (pkg. of 20)
CUT 01117	BVB100BN	1" head bolt w/nut to fit original equipment Versatile sickles (pkg. of 25)
CUT 01121		1 1/4" head bolt w/nut for J.E. Love & Hart-Carter (pkg. of 25)
CUT 01107	TJ1224N	Replacement lock nut (each)



FOR TWIN SICKLE BOLTED ASSEMBLIES - 82° CTSK

PART NUMBER	DESCRIPTION
CUT 01109	1/2" CS Overlap Bolt with low profile nut for Double drive sickles (use with Allen Wrench) (pkg. of 25)



Oval Bolt-On Fasteners

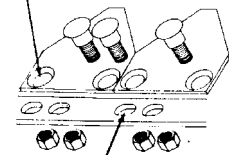
**Special grade 8 bolts for oval punched knife back.
Cannot be used with standard round hole knifeback.**



Section engineered with special hole to accommodate our special bolt, and made from heavy gauge steel for longer life. (V51616BN & V51776BN)

PART NUMBER	REPLACES	DESCRIPTION
CUT 01105	VB55BN	Section bolt w/nut (pkg. of 100) to fit Westward Parts Versatile sickles
CUT 01106	VB75BN	Head bolt w/nut (pkg. of 25) to fit Westward Parts Versatile Sections
CUT 01107	TJ1224N	Replacement Lock Nut (each)

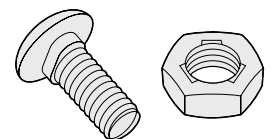
Note: These parts cannot be used on standard Versatile sickles. They are designed for use with our special designed Bolted Versatile sickles.



Knifeback punched with oval hole to accept oval shouldered bolt. Prevents bolt from turning.

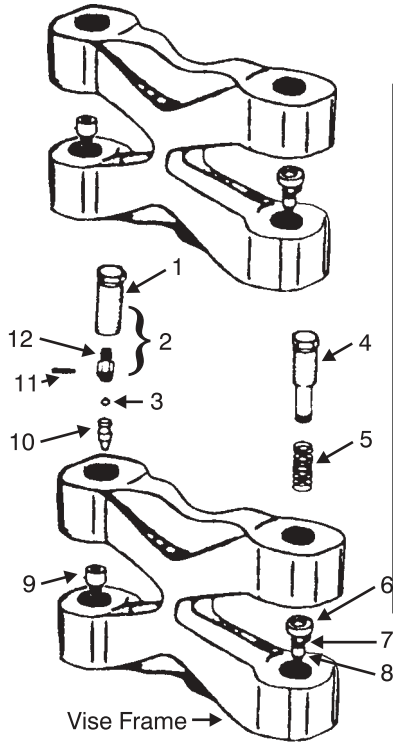
FOR CASE/IH #1010 & 1020 1 1/2" CUT SYSTEM

PART NUMBER	REPLACES	DESCRIPTION
*CUT 01103	TJ50BN	1 7/32" oval shoulder bolt & jam nut for #1010 & 1020 3-hole sections (pkg. of 20)
*CUT 01104	TJ60BN	1 1/8" oval shoulder bolt & jam nut for #1010 & 1020 3-hole sections (pkg. of 16)
*Requires IH Hold-Down OEM #132074663		



Rivet Vise for Sickles

COMBINATION RIVET PUNCH & RIVETER CHANGES SECTIONS IN THE FIELD WITHOUT REMOVING KNIFE!



ITEM	PART NO.	REPLACES	DESCRIPTION
	CUT 08500	RV-10	Combination rivet punch & riveter
	CUT 08501	RV-K3A	Repair kit for rivet vise (contains knockout punch, bearing ball & pin)
	CUT 08502	RV-A33	Rivet set anvil for countersunk rivets
1	CUT 08509	RV-1670	Knockout screw body, female
2	CUT 08507	RV-1672	Knockout screw assembly
3	CUT 08512	9/32"	diameter ball
4	CUT 08503	RV-1671	Riveting screw
5	CUT 08505	RV-1675	Riveting screw spring
6	CUT 08504	RV-1674	Riveting screw cup
7	CUT 08514	RV-1676	Retainer ring
8	CUT 08511	RV-114A-34	Rivet set anvil
9	CUT 08508	RV-114A-35	Knockout anvil
10	CUT 08506	RV-114A-27	Knockout punch
11	CUT 08513	1/8 x 7/16	1/8" x 7/16" roll pin
12	CUT 08510	RV-116A-28	Knockout screw - punch holder, male

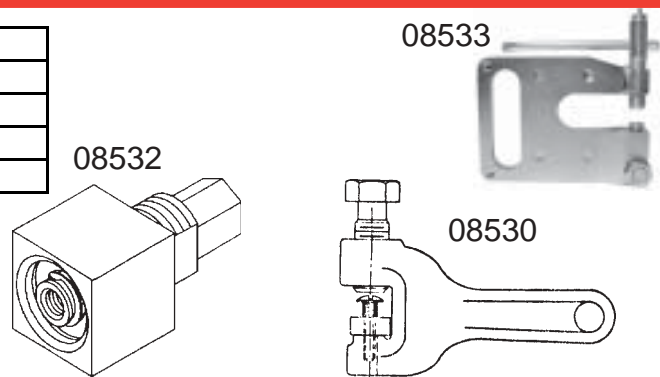
Sickle Tool Parts Only

Part Number	Replaces	Description
CUT 08521	44-12	Upper die plate, include two set screws and lock nuts
CUT 08522	44-2	Riveting plate 1/4" x 2" x 2 3/4"
CUT 08523	44-3	Set screw (Riveter) 5/8"
CUT 08524	44-4	Punch holder block, complete with block
CUT 08525	44-5	Backstop, complete with set screw
CUT 08526	44-6	Punches 3/16" x 1"
CUT 08527	44-7	Circlip



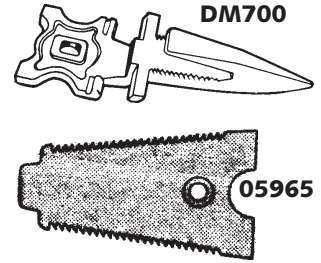
Sickle Bolt Tool

Part Number	Replaces	Description
CUT 08530	BT100	Section bolt tool
CUT 08531	BS101	Bolt drive screw
CUT 08532	T55	Pocket size tool
CUT 08533		Section bolt tool



Guards

Part Number	Replaces	Herschel Number	Description	Application
GUA DM700	T27293	G81-0803	Center Malleable	All Mowers
GUA MC2041	455634 MB2041	G81-0830	Center Malleable	All Mowers
CUT 04021	DM700-R	G81-0805	Malleable Outer Guard	All Mowers
CUT 05965	455634R1, DF780	P44-0667	Ledger Plate	DM700 & MC2041 Guard
CUT 01003	1 1/4 x 6CS		Ledger Plate Rivet	DM700 & MC2041 Guard



Pick-Up Guards

USE THESE STURDY, FIELD-TESTED GUARDS TO REDUCE HARVESTING LOSS.



Part Number	Manufacture	Description	Application
GUA 8B	International	Gateman Guard	Combines, windrowers, binders, and mowers having vertically bolted sickle guards that stand rather level
GUA 4S	Herschel	Tiger Jaw Guard	All Tiger Jaw Applications, Combines

WP Grain Lifter

- Manufactured by European OEM manufacturer ensuring quality material & workmanship.
- Universal design fits most swather and combine applications up to and including 7/16" guard bolts.
- Painted black to reduce eye strain.

PART NO.
GUA GS2



Guard Bolts

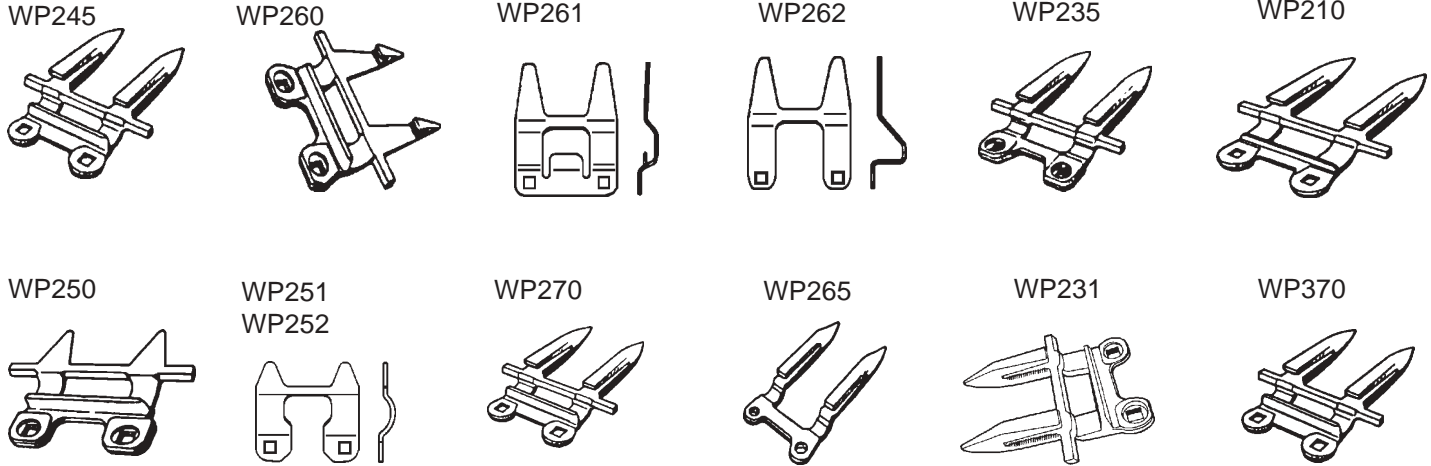
**(#3 HEAD N/C PLATED GRADE 5 W/NUTS)
PACKS OF 50**

PART NO.	DESCRIPTION
BLT 1301	3/8" x 1 1/4"
BLT 1302	3/8" x 1 1/2"
BLT 1307	3/8" x 1 3/4"
BLT 1700	7/16" x 1 1/4"
BLT 1701	7/16" x 1 1/2"
BLT 1702	7/16" x 1 3/4"
BLT 1703	7/16" x 2"

Carriage Bolts Plated


PART NO.	SIZE	DESCRIPTION
BLT CB206125	3/8" x 1 1/4"	Carton of 100
BLT CB206150	3/8" x 1 1/2"	Carton of 100
BLT FN3/8	3/8" Nut	Carton of 100
BLT CB207150	7/16" x 1 1/2"	Carton of 50
BLT FN7/16	7/16" Nut	Carton of 50

WP Forged Steel Guards

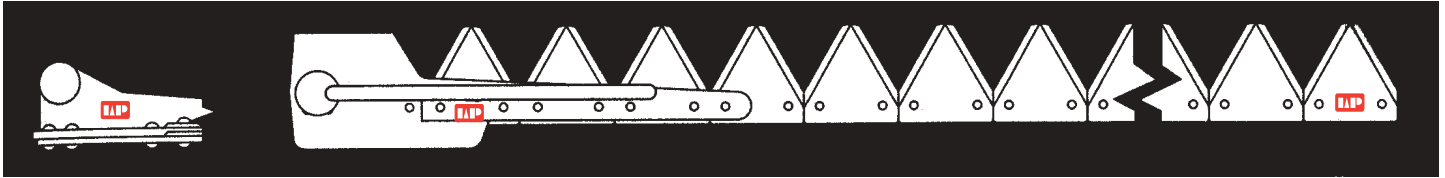


Part Number	Replaces	Herschel Number	Description	Application
GUA WP245	049239, 748178 FH049239	G81-0040	Two Prong	Case Windrowers 950, 955, 1050, 1055, 1150, 1155, 1275
GUA WP247	FH049239 700700845	G81-0042	Two Prong Hardened	Case Windrowers 950, 955, 1050, 1055, 1150, 1155, 1275
GUA WP260	FH049270	G81-0085	Two Prong Bottom	Case Windrowers 950, 955, 1050, 1055, 1150, 1155, 1275
GUA WP261	F38123, F35005, 6213789, 6180500	C45-0502	Lo Arch Top used with WP260	Case Windrowers 950, 955, 1050, 1055, 1150, 1155, 1275
GUA WP262	F35006, 6108518	C45-0503	Hi Arch Top used with WP260	Case Windrowers 950, 955, 1050, 1055, 1150, 1155, 1275
GUA WP235	K84205, 1041468M1	G81-0070	Two Prong	75 Windrowers (early)
GUA WP210	483500R3	G81-0115	Two Prong	Mower Conditioners
GUA WP292	700 716292		Two Prong	SC Series Center Pivot
GUA WP250	257634, 049312	G81-0120	Two Prong Stub	Mower Conditioners
GUA WP251	287459, 6184897	C45-0500	Lo Arch Top used with WP250	Mower Conditioners
GUA WP252	288074, 6284889	C45-0501	Hi Arch Top used with WP250	Mower Conditioners
GUA WP270	613838R2	G81-0151	Two Prong	721, 725, 730, 742, 750, 175, 210, 230, 75 (late) 4000, 5000, 6000 Windrowers
GUA WP260	823025C1	G81-0085	Two Prong Bottom	721, 725, 730, 742, 750, 175, 210, 230, 75 (late), 4000, 5000, 6000 Windrowers
GUA WP261	823026C1	C45-0502	Lo Arch Top used with WP260	721, 725, 730, 742, 750, 175, 210, 230, 75 (late), 4000, 5000, 6000 Windrowers
GUA WP262	823027C1	C45-0503	Hi Arch Top used with WP260	721, 725, 730, 742, 750, 175, 210, 230, 75 (late), 4000, 5000, 6000 Windrowers
GUA WP265	6333098R1	G81-0055	Two Prong	All combines Rigid Headers
GUA WP231	179775C1	G81-0125	Two Prong	Floating cutter bars
GUA WP200H	700707147	G81-0231	Two Prong Hardened	8340, 8380 and 8840 Windrowers, Mower Conditioner
GUA WP370	1307299C1	G81-0035	Two Prong Hardened	Combines 1010 and 1020


Sickle Assemblies




MOWERS 14,15,16,62,63,65,66



BOLT-ON NUMBER	RIVETED NUMBER	REPLACEMENT FOR	SICKLE LENGTH	NUMBER OF SECTIONS	TYPE OF SECTION	OEM SECTION PART NUMBER	WESTWARD SECTION PART NUMBER	HEAD NUMBER
	CUT 06965	142668H	6 ft.	24	H US BL	141198	CUT 05116	142670
CUT 07312	CUT 06312	142669H	7 ft.	28	H US BL	141198	CUT 05116	142670




**MOWERS 501 SERIES, 14-94, 95, 96, 97, 175, 176, 257, 258, 259, 260
DETROIT & DEARBORN**



BOLT-ON NUMBER	RIVETED NUMBER	REPLACEMENT FOR	SICKLE LENGTH	NUMBER OF SECTIONS	TYPE OF SECTION	OEM SECTION PART NUMBER	WESTWARD SECTION PART NUMBER	HEAD NUMBER
CUT 07305	CUT 06305	148122	6 ft.	24	R US BL	141113	CUT 05115	147874
CUT 07306	CUT 06306	240906	6 ft.	24	H US BL	141198	CUT 05116	147874
CUT 07307	CUT 06307	148119	7 ft.	28	R US BL	141113	CUT 05115	147874
	CUT 06309	240890	7 ft.	28	H SM BL	141197	CUT 05114	147874
CUT 07308	CUT 06308	240891	7 ft.	28	H US BL	141198	CUT 05116	147874
	CUT 06966	240907	8 ft.	32	H US BL	141198	CUT 05116	147874

Sickle Assemblies



MOWERS: 502



BOLT-ON NUMBER	RIVETED NUMBER	REPLACEMENT FOR	SICKLE LENGTH	NUMBER OF SECTIONS	TYPE OF SECTION	OEM SECTION PART NUMBER	WESTWARD SECTION PART NUMBER	HEAD NUMBER
CUT 07313	CUT 06313	148723	6 ft.	24	H US BL	141198	CUT 05116	140019
	CUT 06967	140017F	6 ft.	24	R US BL	141113	CUT 05115	140019
CUT 07314	CUT 06314	241150	7 ft.	28	H US BL	141198	CUT 05116	140019




MOWERS: BALANCED HEAD STYLE, 505

CASE SERIES 100, BALANCED HEAD, 1100, 1300, NEW IDEA 521, 522




BOLT-ON NUMBER	RIVETED NUMBER	REPLACEMENT FOR	SICKLE LENGTH	NUMBER OF SECTIONS	TYPE OF SECTION	OEM SECTION PART NUMBER	WESTWARD SECTION PART NUMBER	HEAD NUMBER
CUT 07181	CUT 06181	463408R93	5 ft.	19	XH US BL	29875	CUT 05025	56692C91
CUT 07182	CUT 06182	465112R93	6 ft.	23	XH US BL	29875	CUT 05025	56692C91
CUT 07183	CUT 06183	462381R93	7 ft.	27	XH SM BL	26622	CUT 05058	56692C91
CUT 07184	CUT 06184	462380R93	7 ft.	27	XH US BL	29875	CUT 05025	56692C91
CUT 07186	CUT 06186	1281292C92	7 ft.	27	XH TS BL	9622744	CUT 05056	56692C91
CUT 07936		1281292C92BT	7 ft.	27	XH BT BL	9622744BT	CUT 05018	56692C91
CUT 07188	CUT 06188	463182R93	9 ft.	35	XH SM BL	26622	CUT 05058	56692C91
CUT 07189	CUT 06189	463159R93	9 ft.	35	XH US BL	29875	CUT 05025	56692C91
CUT 07187	CUT 06187	1281291C92	9 ft.	35	XH TS BL	9622744	CUT 05056	56692C91
CUT 07171		1281291C92BT	9 ft.	35	XH BT BL	9622744BT	CUT 05018	56692C91

Sickle Assemblies




MOWERS: 515 SERIES
14-280, 1, 2, 3



BOLT-ON NUMBER	RIVETED NUMBER	REPLACEMENT FOR	SICKLE LENGTH	NUMBER OF SECTIONS	TYPE OF SECTION	OEM SECTION PART NUMBER	WESTWARD SECTION PART NUMBER	HEAD NUMBER
CUT 07310	CUT 06310	241905	7 ft.	29	H US BL	141198	CUT 05116	242063
CUT 07311	CUT 06311	241906	8 ft.	33	H US BL	141198	CUT 05116	242063



MOWER CONDITIONERS: 535
NEW IDEA 290, MASSEY-FERGUSON 81 HAYTENDER



BOLT-ON NUMBER	RIVETED NUMBER	REPLACEMENT FOR	SICKLE LENGTH	NUMBER OF SECTIONS	TYPE OF SECTION	OEM SECTION PART NUMBER	WESTWARD SECTION PART NUMBER	HEAD NUMBER
CUT 07315	CUT 06315	290744S 290627S	9 ft.	34	H US BL	OU577HS	CUT 05194	Headless
CUT 07316	CUT 06316	290744 290627	9 ft.	34	H US BL	OU577HS	CUT 05194	290271



MOWER CONDITIONERS: 536
OWATONNA 208, 216, 217




BOLT-ON NUMBER	RIVETED NUMBER	REPLACEMENT FOR	SICKLE LENGTH	NUMBER OF SECTIONS	TYPE OF SECTION	OEM SECTION PART NUMBER	WESTWARD SECTION PART NUMBER	HEAD NUMBER
CUT 07317	CUT 06317	340-32016	9 ft.	34	H TS BL	340-32015	CUT 05028	Headless

Sickle Assemblies



**MOWER CONDITIONERS: 538
CASE 1190, NEW IDEA 507, 5107 (7'), 509, 5109 (9')**



BOLT-ON NUMBER	RIVETED NUMBER	REPLACEMENT FOR	SICKLE LENGTH	NUMBER OF SECTIONS	TYPE OF SECTION	OEM SECTION PART NUMBER	WESTWARD SECTION PART NUMBER	HEAD NUMBER
CUT 07191	CUT 06191	101987C95BL	7 ft.	24	XH US BL	29875	CUT 05025	824594C91
CUT 07192	CUT 06192	101988C95BL	9 ft.	32	XH US BL	29875	CUT 05025	824594C91
CUT 07192-LS		101988C95BL	9 ft.	32	XH US BL	29875	CUT 05025	824594C91
CUT 07193	CUT 06193	1960310C1	9 ft.	32	XG TS BL	9622744	CUT 05056	824594C91
CUT 07193-LS		1960310C1	9 ft.	32	XH TS BL	9622744	CUT 05056	824594C91

LS = Spliced Knife Assemblies

Sickle Sections



141197

05114



141198

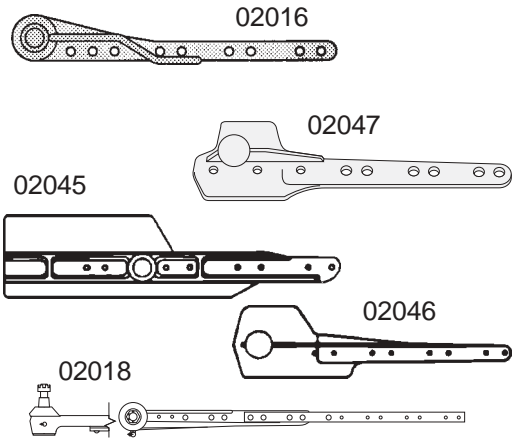
05116

TYPE OF SECTION
SM = Smooth
SS = Super 7 (7 serrations/inch) top serrated
ST = Saber Tooth (7 serrations/inch)
BT = Big Tooth (10 - serrations/inch)
US = Under Serrated
TS = Top Serrated (14 serrations/inch)
TT = Tiger Tooth
TP = Twin Point
TJ = Tiger Jaw
CTSK = Countersunk

ORDER NUMBER	REPLACEMENT FOR	SECTION SIZE	TYPE OF SECTION	SECTION THICKNESS	SECTION FINISH	MACHINE	FASTENER PART NUMBER
CUT 05202	141682	Shape 1	SM	R	Black	Mower	01008 1/2 OH
CUT 05115	141113	Shape 1	US	R	Black		01008 1/2 OH
CUT 05114	141197	Shape 1	SM	H	Black		01014 9/16 OH
CUT 05116	141198	Shape 1	US	H	Black		01014 9/16 OH
CUT 05203	141198TS	Shape 1	TS	XH	Black		01012 5/8 OH
CUT 05025	29875	Shape 2	US	XH	Black	Mower 505, 538, 535	01012 5/8 OH
CUT 05028	340-32015	Shape 2	TS	H	Black		01014 9/16 OH
CUT 05058	26622	Shape 2	SM	XH	Black	Mower 505, 538, 535	01012 5/8 OH
CUT 05056	9622744	Shape 2	TS	XH	Black	Mower 505, 538, 535	01012 5/8 OH
CUT 05018	9622744BT	Shape 2	BT	XH	Black	Mower 505, 538, 535	01012 5/8 OH
CUT 05194	OU577HS	Shape 2	US	H	Black	Mower Cond. 535	01014 9/16 OH

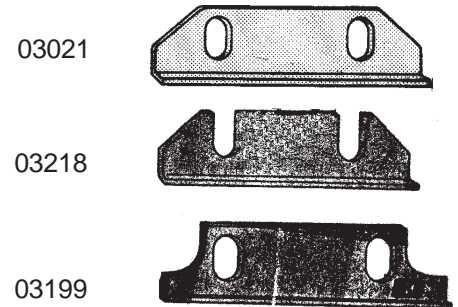
Cutter Bar Components

ORDER NUMBER	REPLACEMENT FOR	DESCRIPTION	MACHINE
CUT 02016	56692C91	Sickle Head	Mower 505 Riveted
CUT 02303	458971R1	Bronze Bushing	Mower 505
CUT 02304	458972R1	Head Plug	
CUT 02305	458973R4	Knifehead Pin	
CUT 02338		Knifehead Pin Kit	includes 02303, 02304 and 02305
CUT 02047	147874	Sickle Head	Mower 501
CUT 02045	140019	Sickle Head	Mower 502
CUT 02049	290271	Sickle Head	Mower 535
CUT 02046	142670	Sickle Head	Mowers 14, 15
CUT 02048	242063	Sickle Head	Mowers 14, 15
CUT 02018	824594C91	Sickle Head	Mower 538



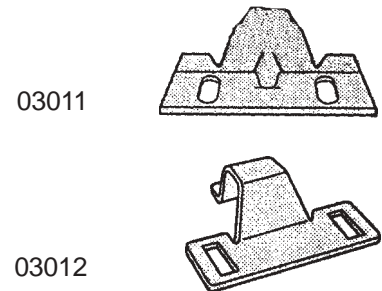
Wear & Guard Plates

ORDER NUMBER	REPLACEMENT FOR	DESCRIPTION	MACHINE
CUT 03201	141021 242046	Wear Plate	Mowers
CUT 03199		Wear Plate 6"	Alternative to 03201
CUT 03218		Wear Plate, 6" Slotted	Alternative to 03201



Hold-Down Clips

ORDER NUMBER	REPLACEMENT FOR	DESCRIPTION	MACHINE
CUT 03031	142726	Knife Clip for Riveted Sickles only	Mowers
CUT 03014	141008	Knifehead Clip	Mowers
CUT 03011	BSL600 Steel	Knife Clip Low Arch	Mowers
CUT 03012	BSH500 Steel	Knife Clip High Arch	Mowers



Pitman Straps

ORDER NUMBER	REPLACEMENT FOR	DESCRIPTION	MACHINE
CUT 04003	143575	Pitman Strap (front)	Mowers
CUT 04004	143576	Pitman Strap (rear)	Mowers



FITS FORD

Pitman Wood

ORDER NO.	REPLACEMENT FOR	DESCRIPTION	MACHINE
CUT 04047	149197	Pitman Wood 37 - 11/16"	Mowers 501
CUT 04048	149198	Pitman Wood 46 - 7/16"	Series, Mowers all Current models

Grass Board

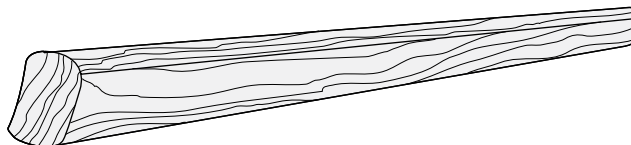
PART NO.	REPLACES	APPLICATION
CUT 04001	KC039	Mowers



Universal Pitman Wood

PART NO.	DESCRIPTION
CUT 04055	UPW375 Pitman Wood

Note: This Universal Pitman wood has been designed to replace most Pitman Woods.



Plated Rivets (For Sections, Heads & Guard Plates)

ONE POUND PACKAGES

PART NO.	SIZE	LENGTH	QUANTITY*
CUT 01000	1/4" OH	1 1/4"	50
CUT 01001	#5 1/2 CS	1 1/4"	80
CUT 01002	#5 1/2 OH	1 1/4"	65
+CUT 01003	#6 CS	1 1/4"	40
CUT 01004	1/4" OH	1"	50
CUT 01005	#5 1/2 CS	1"	100
CUT 01006	#5 1/2 OH	1"	85
CUT 01007	#5 1/2 CS	1/2"	185
CUT 01008	#5 1/2 OH	1/2"	125
CUT 01009	#5 1/2 OH	3/8"	155
CUT 01010	1/4" OH	5/8"	70
CUT 01011	#5 1/2 CS	5/8"	160
CUT 01012	#5 1/2 OH	5/8"	125
CUT 01013	#5 1/2 CS	9/16"	165
CUT 01014	#5 1/2 OH	9/16"	125
CUT 01015	#5 1/2 CS	15/16"	95
CUT 01016	#5 1/2 OH	15/16"	95

+1/2 lb. box / *Approximate Quantity per box

FIFTEEN POUND PACKAGES

PART NO.	SIZE	LENGTH	QTY.*
CUT 01030	#5 1/2 OH	1/2"	2175
CUT 01031	#5 1/2 OH	5/8"	1860
CUT 01032	#5 1/2 OH	9/16"	1995

*Approximate quantity per box

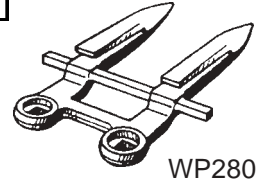
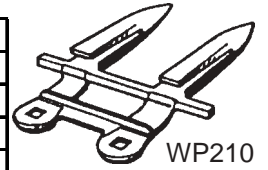


OH = OVAL HEAD

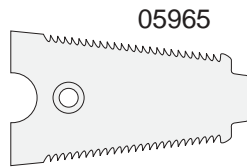
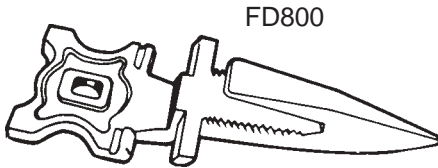
CS = COUNTERSUNK HEAD

WP Forged Steel Guards

PART NUMBER	REPLACES	HERSCHEL NUMBER	DESCRIPTION	APPLICATION
GUA WP295		G81-0030	2 Prong	Ford mowers except 505
GUA WP280	290385	G81-0065	2 Prong	Mower conditioner 535
GUA WP205	110-10657	G81-0090	2 Prong	Mower conditioner 536(old) 535(new)
GUA WP210	483500R3	G81-0115	2 Prong	Mower conditioners 538
GUA WP206	110-32327, 110-32342	G81-0140	2 Prong	Mower conditioners 536



Malleable Guards



PART NUMBER	REPLACES	HERSCHEL NUMBER	DESCRIPTION	APPLICATION
CUT 04050	141009	G81-0778	Guard center	Ford mowers except 505
GUA FD800	FD800	G81-0807	Malleable center guard	Ford mowers 1/2" bars
CUT 04051	FD800-R	G81-0808	Malleable outer guard	Ford mowers 1/2" bars
GUA MC2041	MC2041	G81-0830	Center malleable guard	Ford mower 505
CUT 05966	142570	P44-0603	Ledger plate	To fit guards 04050
CUT 05965	39656	P44-0667	Ledger plate	To fit guard GUA FD800 & CUT 04051, MC2041
CUT 01003	1 1/4 x 6CS		Malleable Ledger Plate Rivet	

Pick-Up Guards

Use these sturdy, field-tested guards to reduce harvesting loss.



PART NUMBER	MANUFACTURER	DESCRIPTION	APPLICATION
GUA 8B	Ford, New Holland	Gaterman Guard	Combines, windrowers, binders, and mowers having vertically bolted sickle guards that stand rather level.

Sickle Assemblies



MOWER CONDITIONERS

208, 216, 217 (9'), 235 SWING-TONGUE (12' & 14'), OWATONNA 229

FORD 536 (9')

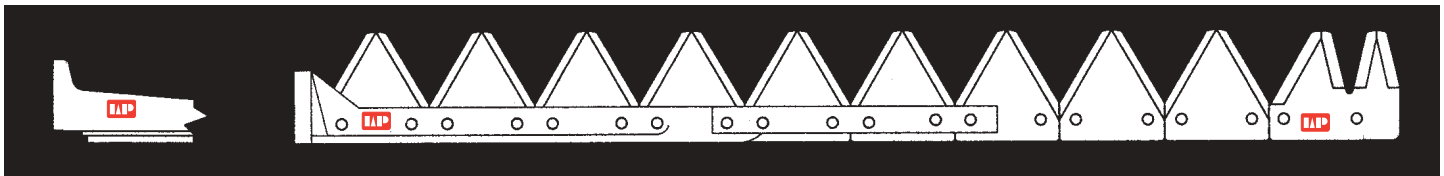


BOLT-ON NUMBER	RIVETED NUMBER	REPLACEMENT FOR	SICKLE LENGTH	NUMBER OF SECTIONS	TYPE OF SECTION	OEM SECTION PART NUMBER	WESTWARD SECTION PART NUMBER	HEAD NUMBER
CUT 07317	CUT 06317	340-32016	9 ft.	34	H TS BL	340-32015	CUT 05028	Headless
CUT 07845	CUT 06845	340-32063TS	9 - 1/2 ft.	36	H TS BL	340-32015	CUT 05028	Headless
CUT 07969	CUT 06969	340-32063	9 - 1/2 ft.	36	H US BL	340-32049	CUT 05194	Headless
CUT 07847	CUT 06847	340-32019	12 ft.	48	H TS BL	340-32015	CUT 05028	Headless
CUT 07848	CUT 06848	340-32020TS	14 ft.	56	H TS BL	340-32015	CUT 05028	Headless
CUT 07970	CUT 06970	340-32020	14 ft.	56	H US BL	340-32049	CUT 05194	Headless



MOWER CONDITIONERS

770 & 1070 (7'), 880 & 1090 (9')




BOLT-ON NUMBER	RIVETED NUMBER	REPLACEMENT FOR	SICKLE LENGTH	NUMBER OF SECTION	TYPE OF SECTION	OEM SECTION PART NUMBER	WESTWARD SECTION PART NUMBER	HEAD NUMBER
CUT 07821	CUT 06821	060337	7 ft.	29	XH US PL	060635	CUT 05038	060320
CUT 07822	CUT 06822	060322	9 ft.	37	XH US PL	060635	CUT 05038	060320
CUT 07823	CUT 06823	060969	9 ft.	37	XH US PL	060635	CUT 05038	Headless
	CUT 06968	060969TS	9 ft.	37	XH TS BL	124737	CUT 05056	Headless

Sickle Assemblies



MOWER CONDITIONERS
2130 (7'), 2160 (9')
HESSTON 1070, 1071 (7'), 1085, 1090, 1091, 1095 (9')

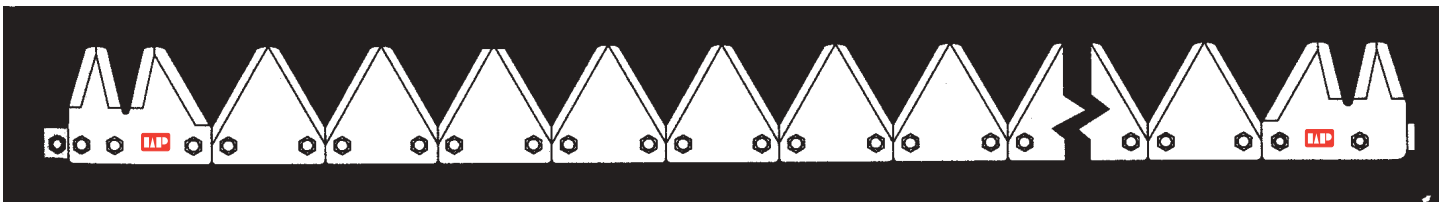


BOLT-ON NUMBER	RIVETED NUMBER	REPLACEMENT FOR	SICKLE LENGTH	NUMBER OF SECTIONS	TYPE OF SECTION	OEM SECTION PART NUMBER	WESTWARD SECTION PART NUMBER	HEAD NUMBER
CUT 07559	CUT 06559	611458	7 ft.	28	H TS PL	49254	CUT 05001	611440
CUT 07560	CUT 06560	611439	9 ft.	36	H TS PL	49254	CUT 05001	611440
CUT 07560-LS		611439	9 ft.	36	H TS PL	49254	CUT 05001	611440
CUT 07972		611439BT	9 ft.	36	XH BT PL	700705300BT	CUT 05019	611440

LS = Spliced Knife Assemblies



MOWER CONDITIONERS
2140 (7'), 2170 (9'), SWING FRAME
2240 (12'), 2270 (14'), PMT MOWER



BOLT-ON NUMBER	RIVETED NUMBER	REPLACEMENT FOR	SICKLE LENGTH	NUMBER OF SECTIONS	TYPE OF SECTION	OEM SECTION PART NUMBER	WESTWARD SECTION PART NUMBER	HEAD NUMBER
CUT 07824		090655	7 ft.	26	XH TS BL	124737	CUT 05056	Headless
CUT 07825		090692	9 ft.	35	XH TS BL	124737	CUT 05056	Headless
CUT 07826		091804	12 ft.	47	XH TS BL	124737	CUT 05056	Headless
CUT 07973		091804BT	12 ft.	47	XH BT BL	124737BT	CUT 05018	Headless
CUT 07827		091805	14 ft.	55	XH TS BL	124737	CUT 05056	Headless
CUT 07974		091805BT	14 ft.	55	XH BT BL	124737BT	CUT 05018	Headless

Sickle Assemblies

**WINDROWERS**

**260-D, 262, 265, 270-D, 275, 280, 281
WITH HIGH SHOULDER SECTIONS**



BOLT-ON NUMBER	RIVETED NUMBER	REPLACEMENT FOR	SICKLE LENGTH	NUMBER OF SECTIONS	TYPE OF SECTION	OEM SECTION PART NUMBER	WESTWARD SECTION PART NUMBER	HEAD NUMBER
CUT 07851	CUT 06851	340-32045	12 ft.	49	H TS BL	340-32041	CUT 05029	Headless
CUT 07852	CUT 06852	340-32046	14 ft.	57	H TS BL	340-32041	CUT 05029	Headless
CUT 07853	CUT 06853	340-32047	16 ft.	65	H TS BL	340-32041	CUT 05029	Headless
CUT 07854	CUT 06854	340-32048	20 ft.	81	H TS BL	340-32041	CUT 05029	Headless
CUT 07855	CUT 06855	340-32062	21 ft.	85	H TS BL	340-32041	CUT 05029	Headless

**WINDROWERS**

**260, 265, 270, 275, 280, 281, 282, 285, 800, 900 (10'-20'),
SELF-PROPELLED 2650 (14' & 16')**



BOLT-ON NUMBER	RIVETED NUMBER	REPLACEMENT FOR	SICKLE LENGTH	NUMBER OF SECTIONS	TYPE OF SECTION	OEM SECTION PART NUMBER	WESTWARD SECTION PART NUMBER	HEAD NUMBER
CUT 07846	CUT 06846	340-32018	10 ft.	40	H TS BL	340-32015	CUT 05028	Headless
CUT 07847	CUT 06847	340-32019	12 ft.	48	H TS BL	340-32015	CUT 05028	Headless
CUT 07848	CUT 06848	340-32020TS	14 ft.	56	H TS BL	340-32015	CUT 05028	Headless
CUT 07970	CUT 06970	340-32020	14 ft.	56	H US BL	340-32049	CUT 05194	Headless
CUT 07849	CUT 06849	340-32021TS	16 ft.	64	H TS BL	340-32015	CUT 05028	Headless
CUT 07971	CUT 06971	340-32021	16 ft.	64	H US BL	340-32049	CUT 05194	Headless
CUT 07850	CUT 06850	340-32028	20 ft.	80	H TS BL	340-32015	CUT 05028	Headless


Sickle Assemblies



WINDROWERS

2230

CASE 1075, 1085, 1275, HESSTON 520, 620, 1014 HYDRO-SWING, 6200, 6400, 6450, 6465, 6600, 6610



BOLT-ON NUMBER	RIVETED NUMBER	REPLACEMENT FOR	SICKLE LENGTH	NUMBER OF SECTIONS	TYPE OF SECTION	OEM SECTION PART NUMBER	WESTWARD SECTION PART NUMBER	HEAD NUMBER
CUT 07233	CUT 06233	611040	12 ft.	48	R TS PL	611064	CUT 05000	611344
CUT 07234	CUT 06234	611041	12 ft.	48	R TS PL	611064	CUT 05000	Headless
CUT 07235	CUT 06235	611040H	12 ft.	48	H TS PL	611064H	CUT 05001	611344
CUT 07235-LS		611040H	12 ft.	48	H TS PL	611064H	CUT 05001	611344
CUT 07236	CUT 06236	611041H	12 ft.	48	H TS PL	611064H	CUT 05001	Headless
CUT 07236-LS		611041H	12 ft.	48	H TS PL	611064H	CUT 05001	Headless


LS = Spliced Knife Assemblies



WINDROWERS

2262

CASE 8820 SINGLE AUGER HEADER, HESSTON 6550, 6650, 6566, 6666, 1014 + 2, 8100 AUGER HEADER




BOLT-ON NUMBER	RIVETED NUMBER	REPLACEMENT FOR	SICKLE LENGTH	NUMBER OF SECTIONS	TYPE OF SECTION	OEM SECTION PART NUMBER	SECTION PART NUMBER	HEAD NUMBER
CUT 07535	CUT 06535	611479XH	7 ft. (LH)	25	XH TS PL	700705300	CUT 05119	6821078
CUT 07539	CUT 06539	611480XH	7 ft. (RH)	25	XH TS PL	700705300	CUT 05119	6821136
CUT 07536	CUT 06536	611479XHBT	7 ft. (LH)	25	XH BT PL	700705300BT	CUT 05019	6821078
CUT 07540	CUT 06540	611480XHBT	7 ft. (RH)	25	XH BT PL	700705300BT	CUT 05019	6821136
	CUT 06533	6832174	7 ft. (LH)	25	H TS CR	049254	CUT 05001	6821078
	CUT 06537	6832224	7 ft. (RH)	25	H TS CR	049254	CUT 05001	6821136
CUT 07534		6832174SS	7 ft. (LH)	25	SS XHTS CR	700705300SS	CUT 05083	6821078
CUT 07538		6832224SS	7 ft. (RH)	25	SS XHTS CR	700705300SS	CUT 05083	6821136

Sickle Sections



340-32041

05029



060635

05038

TYPE OF SECTION
SM = Smooth
SS = Super 7 (7 serrations/inch) top serrated
ST = Saber Tooth (7 serrations/inch)
BT = Big Tooth (10 - serrations/inch)
US = Under Serrated
TS = Top Serrated (14 serrations/inch)
TT = Tiger Tooth
TP = Twin Point
TJ = Tiger Jaw
CTSK = Countersunk


ORDER NUMBER	REPLACEMENT FOR	SECTION SIZE	TYPE OF SECTION	SECTION THICKNESS	SECTION FINISH	MACHINE	FASTENER PART NUMBER	
CUT 05194	340-32049	Shape 2	US	H	Black	Conditioner Mowers	01004 9/16 OH	
CUT 05028	340-32015	Shape 2	TS	H	Black		01004 9/16 OH	
CUT 05001	049254	Shape 2	TS	H	Plated		01004 9/16 OH	
CUT 05000	611064	Shape 2	TS	R	Plated		01008 1/2 OH	
CUT 05027	340-16456	Shape 2	SM	R	Plated		01008 1/2 OH	
CUT 05056	124737	Shape 2	TS	XH	Black		01012 5/8 OH	
CUT 05018	124737BT	Shape 2	BT	XH	Black		01012 5/8 OH	
CUT 05038	060635	Shape 2	US	XH	Plated		01012 5/8 OH	
CUT 05119	700705300	Shape 2	TS	XH	Plated		01012 5/8 OH	
CUT 05019	700705300BT	Shape 2	BT	XH	Plated		01012 5/8 OH	
CUT 05083	340-32015SS	Shape 2	SSTS	XH	Plated		01012 5/8 OH	
CUT 05029	340-32041	Shape 6	TS	H	Black		Windrowers	01004 9/16 OH

Cutter Bar Components


ORDER NUMBER	REPLACEMENT FOR	DESCRIPTION	MACHINE
CUT 02021	6821078	Sickle Head (LH)	Windrower 2262
CUT 02080	6821136	Sickle Head (RH)	Windrower 2262
CUT 02029	611344	Sickle Head	Windrower 2230
CUT 02091	611440	Sickle Head	Mower/Cond. 2130, 2160
CUT 02126	060320	Sickle Head	Mower/Cond. 770, 880, 1070, 1090
CUT 02125	110-16200	Sickle Head	7/8 x 14 Thread (old)
CUT 03201	H7543, 110-10645	Wear Plate	Mower Conditioners
CUT 03011	H7542, BSL600	Knife Clip	(Uses 7/16" Guard Bolts older Gehl Machines)
CUT 03032	110-10157, 110-10734	Knife Clip	(Uses 1/2" Guard Bolts Owatonna machines, newer Gehl machines)
CUT 03033	126320	Knife Clip	Newer Gehl machines
CUT 03012	BSH500	Knife Clip	Used on knifeheads



02029



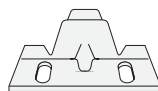
03201



03012



02021

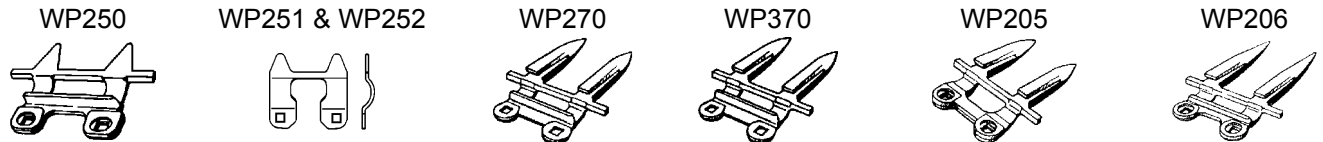


03011

FITS GEHL / OWATONNA

Forged Steel Guards

ORDER NUMBER	REPLACES	HERSCHEL NO.	DESCRIPTION	APPLICATION
GUA WP250	049312	G81-0120	2 Prong stub	Mower Conditioners
GUA WP251		C45-0502	Low arch top	Mower Conditioners - used with WP250
GUA WP252		C45-0503	High arch top	Mower Conditioners - used with WP250
GUA WP270	044779	G81-1151	2 Prong	MA 206A, HK108, HK440 Mower Conditioners
GUA WP370	044779	G81-0035	2 Prong Hardened	MA 206A, HK108, HK440 Mower Conditioners
GUA WP057	072057		2 Prong	Mower Conditioners
GUA WP220	059827	G81-0100	2 Prong	770, 880, 1070, 1090
GUA WP245	748178	G81-0040	2 Prong	M/C 2230, 2240, 2262 Swing Frame
GUA WP205	110-10657	G81-0090	2 Prong	Mower Conditioners & windrowers
GUA WP206	110-32327, 110-32342	G81-0140	2 Prong	Mower Conditioners & windrowers



Bolts

**GUARD BOLTS (PACKS OF 50)
(#3 HEAD N/C PLATED GRADE 5 W/NUTS)**

PART NO.	DESCRIPTION
BLT 1301	3/8" x 1 1/4"
BLT 1302	3/8" x 1 1/2"
BLT 1307	3/8" x 1 3/4"
BLT 1700	7/16" x 1 1/4"
BLT 1701	7/16" x 1 1/2"
BLT 1702	7/16" x 1 3/4"
BLT 1703	7/16" x 2"

CARRIAGE BOLTS PLATED

PART NO.	SIZE	DESCRIPTION
BLT CB206125	3/8" x 1 1/4"	Carton of 100
BLT CB206150	3/8" x 1 1/2"	Carton of 100
BLT FN3/8	3/8" Nut	Carton of 100
BLT CB207150	7/16" x 1 1/2"	Carton of 50
BLT FN7/16	7/16" Nut	Carton of 50

Plated Rivets (For Sections, Heads & Guard Plates)

ONE POUND PACKAGES

PART NO.	SIZE	LENGTH	QUANTITY*
CUT 01000	1/4" OH	1 1/4"	50
CUT 01001	#5 1/2 CS	1 1/4"	80
CUT 01002	#5 1/2 OH	1 1/4"	65
+CUT 01003	#6 CS	1 1/4"	40
CUT 01004	1/4" OH	1"	50
CUT 01005	#5 1/2 CS	1"	100
CUT 01006	#5 1/2 OH	1"	85
CUT 01007	#5 1/2 CS	1/2"	185
CUT 01008	#5 1/2 OH	1/2"	125
CUT 01009	#5 1/2 OH	3/8"	155
CUT 01010	1/4" OH	5/8"	70
CUT 01011	#5 1/2 CS	5/8"	160
CUT 01012	#5 1/2 OH	5/8"	125
CUT 01013	#5 1/2 CS	9/16"	165
CUT 01014	#5 1/2 OH	9/16"	125
CUT 01015	#5 1/2 CS	1 5/16"	95
CUT 01016	#5 1/2 OH	1 5/16"	95

+ 1/2 lb. box / *Approximate Quantity per box

FIFTEEN POUND PACKAGES

PART NO.	SIZE	LENGTH	QTY.*
CUT 01030	#5 1/2 OH	1/2"	2175
CUT 01031	#5 1/2 OH	5/8"	1860
CUT 01032	#5 1/2 OH	9/16"	1995


*Approximate quantity per box



Sickle Assemblies



COMBINES FLOATING BARS GENERATION I, OLD STYLE



BOLT-ON NUMBER	RIVETED NUMBER	REPLACEMENT FOR	SICKLE LENGTH	NUMBER OF SECTIONS	TYPE OF SECTION	OEM SECTION PART NUMBER	WESTWARD SECTION PART NUMBER	HEAD NUMBER
CUT 07038	CUT 06038	880083	13 ft.	52	XH TS PL	277444	CUT 05024	880010
CUT 07039	CUT 06039	880091	15 ft.	60	XH TS PL	277444	CUT 05024	880010
	CUT 06040	880097	18 ft.	72	XH TS PL	277444	CUT 05024	880010
CUT 07041	CUT 06041	880101	20 ft.	80	XH TS PL	277444	CUT 05024	880010

*Note: These sickles use a countersunk fastener.



COMBINES FLOATING BARS GENERATION II, BOLTED HEAD




BOLT-ON NUMBER	RIVETED NUMBER	REPLACEMENT FOR	SICKLE LENGTH	NUMBER OF SECTIONS	TYPE OF SECTION	OEM SECTION PART NUMBER	WESTWARD SECTION PART NUMBER	HEAD NUMBER
CUT 07042	CUT 06042	880469	13 ft.	52	XH TS PL	277444	CUT 05024	580442
CUT 07908	CUT 06908	880469BT	13 ft.	52	XH BT PL	277444BT	CUT 05154	580442
CUT 07043	CUT 06043	880477	15 ft.	60	XH TS PL	277444	CUT 05024	580442
CUT 07909	CUT 06909	880477BT	15 ft.	60	XH BT PL	277444BT	CUT 05154	580442
CUT 07044	CUT 06044	880481	16 ft.	64	XH TS PL	277444	CUT 05024	580442
CUT 07910	CUT 06910	880481BT	16 ft.	64	XH BT PL	277444BT	CUT 05154	580442
CUT 07045	CUT 06045	880486	18 ft.	72	XH TS PL	27744	CUT 05024	580442
CUT 07911	CUT 06911	880486BT	18 ft.	72	XH BT PL	277444BT	CUT 05154	580442
CUT 07046	CUT 06046	880492	20 ft.	80	XH TS PL	277444	CUT 05024	580442
CUT 07912	CUT 06912	880492bT	20 ft.	80	XH BT PL	277444BT	CUT 05154	580442

*Note: These sickles use a countersunk fastener.

Sickle Assemblies




**COMBINES
FLOATING BARS GENERATION III, WOBBLE DRIVE**



BOLT-ON NUMBER	RIVETED NUMBER	REPLACEMENT FOR	SICKLE LENGTH	NUMBER OF SECTIONS	TYPE OF SECTION	OEM SECTION PART NUMBER	WESTWARD SECTION PART NUMBER	HEAD NUMBER
CUT 07047	CUT 06047	880666	13 ft.	52	XH TS PL	277444	CUT 05024	880662
CUT 07913		880666BT	13 ft.	52	XH BT PL	277444BT	CUT 05154	880662
CUT 07048	CUT 06048	880667	15 ft.	60	XH TS PL	277444	CUT 05024	880662
CUT 07914		880667BT	15 ft.	60	XH BT PL	277444BT	CUT 05154	880662
CUT 07049	CUT 06049	880668	16-1/2 ft.	66	XH TS PL	277444	CUT 05024	880662
CUT 07915		880668BT	16-1/2 ft.	66	XH BT PL	277444BT	CUT 05154	880662
CUT 07051	CUT 06051	880670	20 ft.	80	XH TS PL	277444	CUT 05024	880662
CUT 07917		880670BT	20 ft.	80	XH BT PL	277444BT	CUT 05154	880662

*Note: These sickles use a countersunk fastener.

Sickle Sections



277444
05024

TYPE OF SECTION
SM = Smooth
SS = Super 7 (7 serrations/inch) top serrated
ST = Saber Tooth (7 serrations/inch)
BT = Big Tooth (10 - serrations/inch)
US = Under Serrated
TS = Top Serrated (14 serrations/inch)
TT = Tiger Tooth
TP = Twin Point
TJ = Tiger Jaw
CTSK = Countersunk

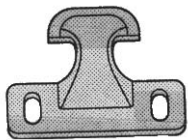
ORDER NUMBER	REPLACEMENT FOR	SECTION SIZE	TYPE OF SECTION	SECTION THICKNESS	SECTION FINISH	MACHINE	FASTENER PART NUMBER
CUT *05138	277434	Shape 9	TS	XH	Black	All Floating Bars	CUT 01011 5/8 CS
CUT *05024	277444	Shape 9	TS	XH	Plated	All Floating Bars	CUT 01011 5/8 CS
CUT *05154	277444BT	Shape 9	BT	XH	Plated		CUT 01011 5/8 CS
CUT *05133	277444SS	Shape 9	TSSS	H	Plated		CUT 01011 5/8 CS
CUT *05205	277444BLBT	Shape 9	BT	XH	Black		CUT 01011 5/8 CS
CUT 05155	1/2 Section	Tiger Jaws					

*Note: These sections use a countersunk fastener.

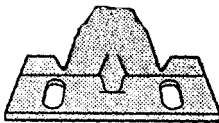
FITS HART-CARTER

Cutter Bar Components

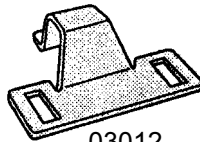
ORDER NUMBER	REPLACEMENT FOR	DESCRIPTION	MACHINE
CUT 02005	880010	Sickle Head	Generation I
CUT 04000	580442	Head Plate	Generation II
CUT 02004	880662	Sickle Head	Generation III
CUT 04020	243660	Bearing	Head 880662
CUT 03201	234140	Wear Plate	All Headers
CUT 03199		Wear Plate, 6"	Alternative to 03201
CUT 03218		Wear Plate 6" Slotted	Alternative to 03201
CUT 03004	232125	Low Knife Clip	All Headers (universal clip for Love & HCC)
CUT 03011	BSL600 Steel	Knife Clip Low Arch	
CUT 03012	BSH500 Steel	Knife Clip High Arch	



03004



03011




03012



02004




02005



03201




03218



03199

WP Forged Steel Guards

PART NO.	REPLACES	HERSCHEL NO.	DESCRIPTION	APPLICATION
GUA WP231	232155, 234006	G81-0125	2 Prong	Floating Cutter Bars



Plated Rivets (For Sections, Heads & Guard Plates)

ONE POUND PACKAGES

PART NO.	SIZE	LENGTH	QUANTITY*
CUT 01000	1/4" OH	1 1/4"	50
CUT 01001	#5 1/2 CS	1 1/4"	80
CUT 01002	#5 1/2 OH	1 1/4"	65
+CUT 01003	#6 CS	1 1/4"	40
CUT 01004	1/4" OH	1"	50
CUT 01005	#5 1/2 CS	1"	100
CUT 01006	#5 1/2 OH	1"	85
CUT 01007	#5 1/2 CS	1/2"	185
CUT 01008	#5 1/2 OH	1/2"	125
CUT 01009	#5 1/2 OH	3/8"	155
CUT 01010	1/4" OH	5/8"	70
CUT 01011	#5 1/2 CS	5/8"	160
CUT 01012	#5 1/2 OH	5/8"	125
CUT 01013	#5 1/2 CS	9/16"	165
CUT 01014	#5 1/2 OH	9/16"	125
CUT 01015	#5 1/2 CS	15/16"	95
CUT 01016	#5 1/2 OH	15/16"	95

+1/2 lb. box / *Approximate Quantity per box

FIFTEEN POUND PACKAGES

PART NO.	SIZE	LENGTH	QTY.*
CUT 01030	#5 1/2 OH	1/2"	2175
CUT 01031	#5 1/2 OH	5/8"	1860
CUT 01032	#5 1/2 OH	9/16"	1995

*Approximate quantity per box




OH = OVAL HEAD

CS = COUNTERSUNK HEAD

Sickle Assemblies



**MOWER CONDITIONERS
PT-7 (7'), PT-10 AND 1010 (9')
CASE 555**




BOLT-ON NUMBER	RIVETED NUMBER	REPLACEMENT FOR	SICKLE LENGTH	NUMBER OF SECTIONS	TYPE OF SECTION	OEM SECTION PART NUMBER	WESTWARD SECTION PART NUMBER	HEAD NUMBER
CUT 07230		700705836	7 ft.	29	R TS PL	049213	CUT 05000	451948
	CUT 06230	6193510	7 ft.	29	R TS PL	049213	CUT 05000	451948
	CUT 06975	6532683	7 ft.	29	H TS PL	049254	CUT 05001	Headless
CUT 07228		451955	9 ft.	37	R TS PL	049213	CUT 05000	451948
	CUT 06228	451955	9 ft.	37	R TS PL	049213	CUT 05000	451948
CUT 07229		700705837	9 ft.	37	H TS PL	049254	CUT 05001	451948
CUT 07229-LS		700705837	9 ft.	37	H TS PL	049254	CUT 05001	451948
	CUT 06229	6566178	9 ft.	37	H TS PL	049254	CUT 05001	451948
CUT 07976		6532691	9 ft.	37	H TS PI	049254	CUT 05001	Headless

Note: Above sickles have the new heavy-duty, self-adjusting knifehead.



**MOWER CONDITIONERS
HESSTON 110, 310**




BOLT-ON NUMBER	RIVETED NUMBER	REPLACEMENT FOR	SICKLE LENGTH	NUMBER OF SECTIONS	TYPE OF SECTION	OEM SECTION PART NUMBER	WESTWARD SECTION PART NUMBER	HEAD NUMBER
	CUT 06977	383240	8 ft.	31	R TS PL	049213	CUT 05000	389924

LS = Spliced Knife Assemblies

Sickle Assemblies



MOWER CONDITIONERS PT-12 (12')



BOLT-ON NUMBER	RIVETED NUMBER	REPLACEMENT FOR	SICKLE LENGTH	NUMBER OF SECTIONS	TYPE OF SECTION	OEM SECTION PART NUMBER	WESTWARD SECTION PART NUMBER	HEAD NUMBER
CUT 07236		700000759	12 ft.	48	H TS PL	049254	CUT 05001	433102
	CUT 06236	6497457	12 ft.	48	H TS PL	049254	CUT 05001	433102
CUT 07557		700705844	12 ft.	48	R TS PL	049213	CUT 05000	433102
	CUT 06557	429498	12 ft.	48	R TS PL	049213	CUT 05000	433102



P.T. GRAIN WINDROWER #1200 CASE 8310, 8220, 8230, 8240

BOLT-ON NUMBER	RIVETED NUMBER	REPLACEMENT FOR	SICKLE LENGTH	NUMBER OF SECTIONS	TYPE OF SECTION	OEM SECTION PART NUMBER	WESTWARD SECTION PART NUMBER	HEAD NUMBER
CUT 07941		700709888(LH)	15-1/2 ft. (21')	58	H TS PL	049254	CUT 05001	700709889
CUT 07942		700709895 (RH)	5-1/2 ft. (21')	20	H TS PL	049254	CUT 05001	
CUT 07941		700709888 (LH)	15-1/2 ft. (25')	58	H TS PL	049254	CUT 05001	700709889
CUT 07943		700709896 (RH)	9-1/2 ft. (25')	36	H TS PL	049254	CUT 05001	
CUT 07941		700709888 (LH)	15-1/2 ft. (30')	58	H TS PL	049254	CUT 05001	700709889
CUT 07944		700709897 (RH)	14-1/2 ft. (30')	56	H TS PL	049254	CUT 05001	
CUT 07941		700709888 (LH)	15-1/2 ft. (35')	58	H TS PL	049254	CUT 05001	700709889
CUT 07945		700710967 (RH)	19-1/2 ft. (35')	76	H TS PL	049254	CUT 05001	


Note: Each of the above sickle combinations use 4 additional sections at connection joint.

Sickle Assemblies



MOWER CONDITIONERS

**1070 AND 1071 (7'), 1085, 1090, 1091, 1095 (9')
GEHL 2130, 2160**

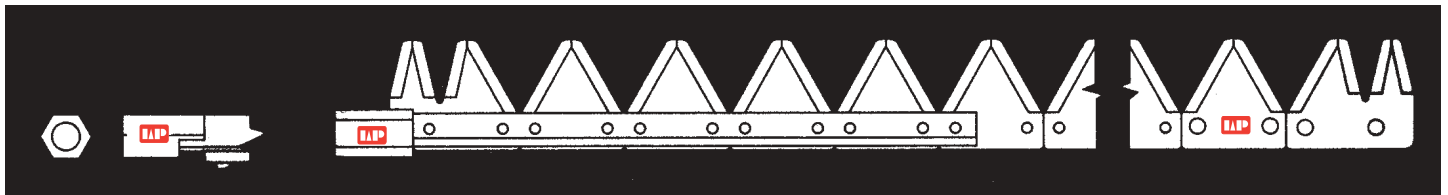


BOLT-ON NUMBER	RIVETED NUMBER	REPLACEMENT FOR	SICKLE LENGTH	NUMBER OF SECTIONS	TYPE OF SECTION	OEM SECTION PART NUMBER	WESTWARD SECTION PART NUMBER	HEAD NUMBER
CUT 07559	CUT 06559	700705838	7 ft.	28	H TS PL	049254	CUT 05001	700711999
		700711982	7 ft.	28	H TS PL	049254	CUT 05001	700711999
CUT 07560	CUT 06560	700705839	9 ft.	36	H TS PL	049254	CUT 05001	700711999
CUT 07560-LS		700705839	9 ft.	36	H TS PL	049254	CUT 05001	700711999
		700711979	9 ft.	36	H TS PL	049254	CUT 05001	700711999
CUT 07984		700706509	9 ft.	36	XH TS BL	700705299	CUT 05056	700711999
CUT 07972		6582522BT	9 ft.	36	XH BT PL	700705300BT	CUT 05019	700711999
CUT 07561		6582522SS	9 ft.	36	SS XH TS PL	700705300SS	CUT 05083	700711999



MOWER CONDITIONERS

**1110 (7'), 1120 (9'), 1150 (12')
CASE 8320 (7'), 8330 (9'), 8350 (12')**



BOLT-ON NUMBER	RIVETED NUMBER	REPLACEMENT FOR	SICKLE LENGTH	NUMBER OF SECTIONS	TYPE OF SECTION	OEM SECTION PART NUMBER	WESTWARD SECTION PART NUMBER	HEAD NUMBER
CUT 07263	CUT 06263	700000573	7 ft.	27	XH TS PL	700705300	CUT 05119	6821078
		700111432	7 ft.	27	XH TS PL	700705300	CUT 05119	6821078
CUT 07985		700712069	7 ft.	27	XH TS PL	700705300	CUT 05119	700116709
CUT 07264	CUT 06264	700709588	9 ft.	35	XH TS PL	700705300	CUT 05119	6821078
CUT 07264-LS		700709588	9 ft.	35	XH TS PL	700705300	CUT 05119	6821078
		700111430	9 ft.	35	XH TS PL	700705300	CUT 05119	6821078
CUT 07266		700111430BL	9 ft.	35	XH TS BL	700705299	CUT 05056	6821078
CUT 07266-LS		700111430BL	9 ft.	35	XH TS BL	700705299	CUT 05056	6821078
*CUT 07986		700111767	9 ft.	35	XH TS PL	700705300	CUT 05119	700713251
CUT 07265		700111430SS	9 ft.	35	SS XH TS PL	700705300SS	CUT 05083	6821078
CUT 07268	CUT 06267	700109341SS	12 ft.	46	SS XH TS PL	700705300SS	CUT 05083	6821078
CUT 07267		700709583	12 ft.	46	XH TS PL	700705300	CUT 05119	6821078
CUT 07267-LS		700709583	12 ft.	46	XH TS PL	700705300	CUT 05119	6821078
		700109341	12 ft.	46	XH TS PL	700705300	CUT 05119	6821078
CUT 07269		700109341BL	12 ft.	46	XH TS BL	700705299	CUT 05056	6821078

*Model #1120 after May 1994 LS = Spliced Knife Assemblies

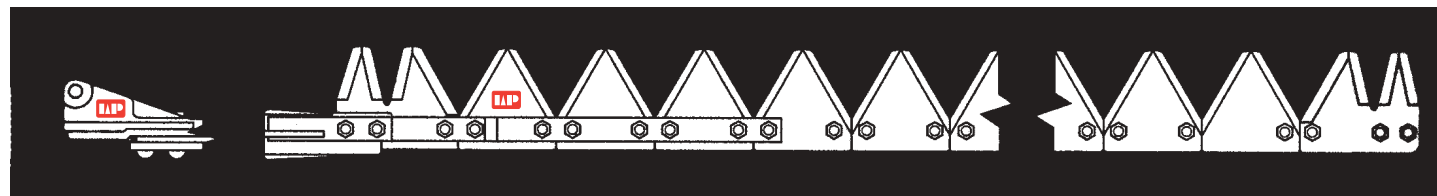
Sickle Assemblies



MOWER CONDITIONERS

1130

CASE 8340



BOLT-ON NUMBER	RIVETED NUMBER	REPLACEMENT FOR	SICKLE LENGTH	NUMBER OF SECTIONS	TYPE OF SECTION	OEM SECTION PART NUMBER	WESTWARD SECTION PART NUMBER	HEAD NUMBER
CUT 07270		700118673	9 ft.	35	XH TS PL	700705300	CUT 05119	700111003
CUT 07270-LS		700118673	9 ft.	35	XH TS PL	700705300	CUT 05119	700111003
CUT 07272		700118671	9 ft.	35	XH TS PL	700705300	CUT 05119	Headless
	CUT 06272	700111242	9 ft.	35	XH TS PL	700705300	CUT 05119	Headless
CUT 07271		700118673BL	9 ft.	35	XH TS BL	700705299	CUT 05056	700111003



WINDROWERS

200, 220, 240, 260, 280, 300, 500

CASE 950, 955, 1050, 1055, 1150, 1155

BOLT-ON NUMBER	RIVETED NUMBER	REPLACEMENT FOR	SICKLE LENGTH	NUMBER OF SECTIONS	TYPE OF SECTION	OEM SECTION PART NUMBER	WESTWARD SECTION PART NUMBER	HEAD NUMBER
CUT 07252		700705846	12 ft.	48	R TS PL	049213	CUT 05000	379370
	CUT 06252	373522	12 ft.	48	R TS PL	049213	CUT 05000	379370
CUT 07236		700000759	12 ft.	48	H TS PL	049254	CUT 05001	Headless
	CUT 06236	6497457	12 ft.	48	H TS PL	049254	CUT 05001	Headless
CUT 07253		373530	14 ft.	56	R TS PL	049213	CUT 05000	379370
	CUT 06253	373530	14 ft.	56	R TS PL	049213	CUT 05000	379370
CUT 07254		373530H	14 ft.	56	H TS PL	049254	CUT 05001	379370
	CUT 06254	373530H	14 ft.	56	H TS PL	049254	CUT 05001	379370
CUT 07242		700000761	14 ft.	56	H TS PL	049254	CUT 05001	Headless
	CUT 06242	6497465	14 ft.	56	H TS PL	049254	CUT 05001	Headless
CUT 07243		700705471	14 ft.	56	XH TS BL	700705299	CUT 05056	Headless
CUT 07255		373548	16 ft.	64	R TS PL	049213	CUT 05000	379370
	CUT 06255	373548	16 ft.	64	R TS PL	049213	CUT 05000	379370
CUT 07249		700000762	16 ft.	64	H TS PL	049254	CUT 05001	Headless
	CUT 06249	6497473	16 ft.	64	H TS PL	049254	CUT 05001	Headless
CUT 07250		700705472	16 ft.	64	XH TS BL	700705299	CUT 05056	Headless

LS = Spliced Knife Assemblies.

Sickle Assemblies



WINDROWERS

**520, 620, 1014 HYDRO-SWING, 6200, 6400, 6450, 6465
CASE 1075, 1085, 1275, GEHL 2230 (12')**


BOLT-ON NUMBER	RIVETED NUMBER	REPLACEMENT FOR	SICKLE LENGTH	NUMBER OF SECTIONS	TYPE OF SECTION	OEM SECTION PART NUMBER	WESTWARD SECTION PART NUMBER	HEAD NUMBER
CUT 07232		6193619	10 ft.	40	R TS PL	049213	CUT 05000	6193577 6497416
	CUT 06232	6193619	10 ft.	40	R TS PL	049213	CUT 05000	6193577 6497416
CUT 07233		6193627	12 ft.	48	R TS PL	049213	CUT 05000	6193577 6497416
	CUT 06233	6193627	12 ft.	48	R TS PL	049213	CUT 05000	6193577 6497416
CUT 07234		6206023	12 ft.	48	R TS PL	049213	CUT 05000	Headless
	CUT 06234	6206023	12 ft.	48	R TS PL	049213	CUT 05000	Headless
CUT 07235		700705841	12 ft.	48	H TS PL	049254	CUT 05001	6193577
CUT 07235-LS		700705841	12 ft.	48	H TS PL	049254	CUT 05001	6193577
	CUT 06235	6272959	12 ft.	48	H TS PL	049254	CUT 05001	6193577
CUT 07236		700000759	12 ft.	48	H TS PL	049254	CUT 05001	Headless
CUT 07236-LS		700000759	12 ft.	48	H TS PL	049254	CUT 05001	Headless
	CUT 06236	6497457	12 ft.	48	H TS PL	049254	CUT 05001	Headless
CUT 07987		6497101	12 ft.	48	H TS PL	049254	CUT 05001	6497416
	CUT 06987	6497101	12 ft.	48	H TS PL	049254	CUT 05001	6497416
CUT 07988		700706511	12 ft.	48	XH TS BL	700705299	CUT 05056	6497416
CUT 07948		6193627BT	12 ft.	48	XH BT PL	700705300BT	CUT 05019	6497416
CUT 07239		6193635	14 ft.	56	R TS PL	049213	CUT 05000	6193577
CUT 07239-LS		6193635	14 ft.	56	R TS PL	049213	CUT 05000	6193577
	CUT 06239	6193635	14 ft.	56	R TS PL	049213	CUT 05000	6193577
CUT 07240		6206031	14 ft.	56	R TS PL	049213	CUT 05000	Headless
	CUT 06240	6206031	14 ft.	56	R TS PL	049213	CUT 05000	Headless
CUT 07241		6272967	14 ft.	56	H TS PL	049254	CUT 05001	6193577
CUT 07241-LS		6272967	14 ft.	56	H TS PL	049254	CUT 05001	6193577
	CUT 06241	6272967	14 ft.	56	H TS PL	049254	CUT 05001	6193577
CUT 07242		700000761	14 ft.	56	H TS PL	049254	CUT 05001	Headless
CUT 07242-LS		700000761	14 ft.	56	H TS PL	049254	CUT 05001	Headless
	CUT 06242	6497456	14 ft.	56	H TS PL	049254	CUT 05001	Headless
CUT 07244		700705842	14 ft.	56	H TS PL	049254	CUT 05001	6497416
CUT 07244-LS		700705842	14 ft.	56	H TS PL	049254	CUT 05001	6497416
	CUT 06244	6497119	14 ft.	56	H TS PL	049254	CUT 05001	6497416
CUT 07243		700705471	14 ft.	56	XH TS BL	700705299	CUT 05056	Headless
CUT 07243-LS		6497465BL	14 ft.	56	XH TS BL	700705299	CUT 05056	Headless
CUT 07949		6497465BT	14 ft.	56	XH BT PL	700705300BT	CUT 05019	Headless
CUT 07950		6272967BL	14 ft.	56	XH TS BL	700705299	CUT 05056	6497416
CUT 07950-LS		6272967BL	14 ft.	56	XH TS BL	700705299	CUT 05056	6497416
CUT 07989		700707503	14 ft.	56	H SM PL	049262	CUT 05206	6497416
	CUT 06989	6497432	14 ft.	56	H SM PL	049262	CUT 05206	6497416
CUT 07245		6497119BT	14 ft.	56	XH BT PL	700705300BT	CUT 05019	6497416
	CUT 06245	6497119BT	14 ft.	56	XH BT PL	700705300BT	CUT 05019	6497416
CUT 07246		6497119SS	14 ft.	56	SS XHTS PL	700705300SS	CUT 05083	6497416
CUT 07248		700705843	16 ft.	64	H TS PL	049254	CUT 05001	6497416
CUT 07248-LS		700705843	16 ft.	64	H TS PL	049254	CUT 05001	6497416
	CUT 06248	6497374	16 ft.	64	H TS PL	049254	CUT 05001	6497416
CUT 07249		700000762	16 ft.	64	H TS PL	049254	CUT 05001	Headless
	CUT 06249	6497473	16 ft.	64	H TS PL	049254	CUT 05001	Headless
CUT 07250		700705472	16 ft.	64	XH TS BL	700705299	CUT 05056	Headless
CUT 07251		6497374BT	16 ft.	64	XH BT PL	700705300BT	CUT 05019	6497416
	CUT 06251	6497374BT	16 ft.	64	XH BT PL	700705300BT	CUT 05019	6497416

LS = Spliced Knife Assemblies

Sickle Assemblies




WINDROWERS 600 & 620 (12' & 14')



BOLT-ON NUMBER	RIVETED NUMBER	REPLACEMENT FOR	SICKLE LENGTH	NUMBER OF SECTIONS	TYPE OF SECTION	OEM SECTION PART NUMBER	WESTWARD SECTION PART NUMBER	HEAD NUMBER
CUT 07557	CUT 06557	700705844	12 ft.	48	R TS PL	049213	CUT 05000	433102
		429498	12 ft.	48	R TS PL	049213	CUT 05000	433102
CUT 07242	CUT 06242	700000761	14 ft.	56	H TS PL	049254	CUT 05001	Headless
		6497465	14 ft.	56	H TS PL	049254	CUT 05001	Headless
CUT 07558	CUT 06558	700705845	14 ft.	56	R TS PL	049213	CUT 05000	433102
		441527	14 ft.	56	R TS PL	049213	CUT 05000	433102
CUT 07243		700705471	14 ft.	56	XH TS BL	700705299	CUT 05056	Headless



WINDROWERS 6450 DRAPER, 6550 DRAPER HEADER, 8200 DRAPER & SPECIALTY HEADER



BOLT-ON NUMBER	RIVETED NUMBER	REPLACEMENT FOR	SICKLE LENGTH	NUMBER OF SECTIONS	TYPE OF SECTION	OEM SECTION PART NUMBER	WESTWARD SECTION PART NUMBER	HEAD NUMBER
CUT 07567	CUT 06567	700705852	7-1/2 ft. (LH)	27	H TS PL	049254	CUT 05001	6821078
		6821045	7-1/2 ft. (LH)	27	H TS PL	049254	CUT 05001	6821078
CUT 07568	CUT 06568	700705859	7-1/2 ft. (RH)	27	H TS PL	049254	CUT 05001	6821136
		6821110	7-1/2 ft. (RH)	27	H TS PL	049254	CUT 05001	6821136
CUT 07569	CUT 06569	700705854	9 ft. (LH)	33	H TS PL	049254	CUT 05001	6821078
		6839146	9 ft. (LH)	33	H TS PL	049254	CUT 05001	6821078
CUT 07570	CUT 06570	700705861	9 ft. (RH)	33	H TS PL	049254	CUT 05001	6821136
		6839153	9 ft. (RH)	33	H TS PL	049254	CUT 05001	6821136
CUT 07571	CUT 06571	700705856	10-1/2 ft. (LH)	39	H TS PL	049254	CUT 05001	6821078
		6839161	10-1/2 ft. (LH)	39	H TS PL	049254	CUT 05001	6821078
CUT 07572	CUT 06572	700705862	10-1/2 ft. (RH)	39	H TS PL	049254	CUT 05001	6821136
		6839179	10-1/2 ft. (RH)	39	H TS PL	049254	CUT 05001	6821136
CUT 07990		6839161BT	10-1/2 ft. (LH)	39	XH BT PL	700705300BT	CUT 05019	6821078
CUT 07991		6839179BT	10-1/2 ft. (RH)	39	XH BT PL	700705300BT	CUT 05019	6821136

Sickle Assemblies



WINDROWERS

6550,6650, 6566, 6666, 6665, 1014+2, 21' DRAPER

8100 AUGER HEADER, 6665 (12', 14' & 16')


CASE 8820 SINGLE AUGER HEADER (14' & 16'), VERSATILE 4812 (12') 4814 (14')

BOLT-ON NUMBER	RIVETED NUMBER	REPLACEMENT FOR	SICKLE LENGTH	NUMBER OF SECTIONS	TYPE OF SECTION	OEM SECTION PART NUMBER	WESTWARD SECTION PART NUMBER	HEAD NUMBER
CUT 07531		700705850	6 ft. (LH)	21	XH TS PL	700705300	CUT 05119	6821078
	CUT 06531	6823272	6 ft. (LH)	21	XH TS PL	700705300	CUT 05119	6821078
CUT 07532		700705857	6 ft. (RH)	21	XH TS PL	700705300	CUT 05119	6821136
	CUT 06532	6823280	6 ft. (RH)	21	XH TS PL	700705300	CUT 05119	6821136
CUT 07535		700709577	7 ft. (LH)	25	XH TS PL	700705300	CUT 05119	6821078
	CUT 06535	6832174	7 ft. (LH)	25	XH TS PL	700705300	CUT 05119	6821078
CUT 07539		700709578	7 ft. (RH)	25	XH TS PL	700705300	CUT 05119	6821136
	CUT 06539	6832224	7 ft. (RH)	25	XH TS PL	700705300	CUT 05119	6821136
	CUT 06533	6832174	7 ft. (LH)	25	H TS PL	049254	CUT 05001	6821078
	CUT 06537	6832224	7 ft. (RH)	25	H TS PL	049254	CUT 05001	6821136
CUT 07534		6832174SS	7 ft. (LH)	25	SS XH TS PL	SS700705300	CUT 05083	6821078
CUT 07538		6832224SS	7 ft. (RH)	25	SS XH TS PL	SS700705300	CUT 05083	6821136
CUT 07536		6832174BT	7 ft. (LH)	25	XH BT PL	700705300BT	CUT 05019	6821078
	CUT 06536	6832174BT	7 ft. (LH)	25	XH BT PL	700705300BT	CUT 05019	6821078
CUT 07540		6832224BT	7 ft. (RH)	25	XH BT PL	700705300BT	CUT 05019	6821136
	CUT 06540	6832224BT	7 ft. (RH)	25	XH BT PL	700705300BT	CUT 05019	6821136
CUT 07563		700709579	8 ft. (LH)	29	XH TS PL	700705300	CUT 05119	6821078
	CUT 06563	6832182	8 ft. (LH)	29	XH TS PL	700705300	CUT 05119	6821078
CUT 07565		700709580	8 ft. (RH)	29	XH TS PL	700705300	CUT 05119	6821136
	CUT 06565	6832232	8 ft. (RH)	29	XH TS PL	700705300	CUT 05119	6821136
CUT 07953		6832182	8 ft. (LH)	29	XH TS PL	700705300	CUT 05119	Headless
CUT 07954		6832232	8 ft. (RH)	29	XH TS PL	700705300	CUT 05119	Headless
CUT 07564		6832182BT	8 ft. (LH)	29	XH BT PL	700705300BT	CUT 05019	6821078
	CUT 06564	700709579BT	8 ft. (LH)	29	XH BT PL	700705300BT	CUT 05019	6821078
CUT 07566		6832232BT	8 ft. (RH)	29	XH BT PL	700705300BT	CUT 05019	6821136
	CUT 06566	700709580BT	8 ft. (RH)	29	XH BT PL	700705300BT	CUT 05019	6821136

Sickle Assemblies



WINDROWERS 8100, 8200 & 8400 DRAPER HEADERS CASE 8820, 8830, 8840




BOLT-ON NUMBER	RIVETED NUMBER	REPLACEMENT FOR	SICKLE LENGTH	NUMBER OF SECTIONS	TYPE OF SECTION	OEM SECTION PART NUMBER	WESTWARD SECTION PART NUMBER	HEAD NUMBER
CUT 07978		700715806	8 ft. (LH)	26	H TS PL	049254	CUT 05001	700111003
CUT 07979		700715807	7 ft. (RH)	27	H TS PL	049254	CUT 05001	700116709
CUT 07980		700715808	9 ft. (LH)	32	H TS PL	049254	CUT 05001	700111003
CUT 07981		700715809	9 ft. (RH)	33	H TS PL	049254	CUT 05001	700116709
CUT 07725	CUT 06725	700715810	11 ft. (LH)	38	H TS PL	049254	CUT 05001	700111003
CUT 07726	CUT 06726	700715811	10 ft. (LH)	37	H TS PL	049254	CUT 05001	700116709

Note: Above sickles all have bolted overlaps.

For the same knives only with Extra Heavy Sections — see page 15-23.

Coarse Serration Profile

With ten serrations per inch, **Big Tooth Sickle Sections** are best suited for medium to coarse stemmed crops. Their serration profile is aggressive enough to grab and hold dryer, large-stemmed stalks, yet fine enough to cut all but the most delicate grasses.



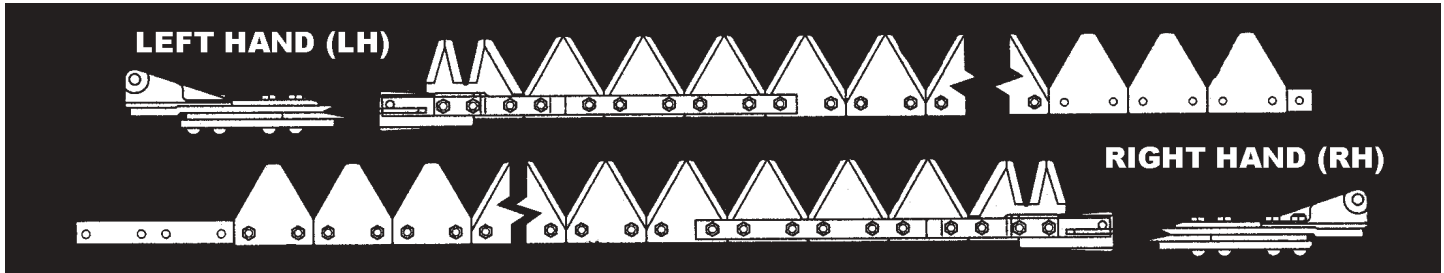
BIG TOOTH/BLACK

Sickle Assemblies



WINDROWERS

**8100, SHIFTABLE DRAPER HEADER (21', 25' & 30'), 8050
CASE 8820 SHIFTABLE DRAPER HEADER, 425**

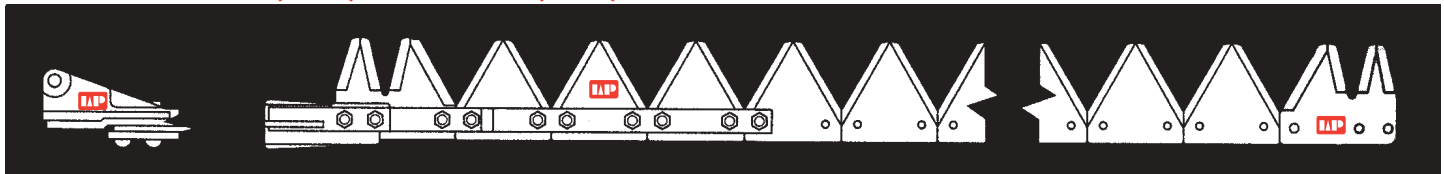


BOLT-ON NUMBER	RIVETED NUMBER	REPLACEMENT FOR	SICKLE LENGTH	NUMBER OF SECTIONS	TYPE OF SECTION	OEM SECTION PART NUMBER	WESTWARD SECTION PART NUMBER	HEAD NUMBER
CUT 07725	CUT 06725	700715810	11 ft. (LH)	38	H TS PL	049254	CUT 05001	700111003
		700118417	11 ft. (LH)	38	H TS PL	049254	CUT 05001	700111003
CUT 07726	CUT 06726	700715811	10 ft. (RH)	37	H TS PL	049254	CUT 05001	700116709
		700118418	10 ft. (RH)	37	H TS PL	049254	CUT 05001	700116709
CUT 07951		700709650BL	11 ft. (LH)	38	XH TS BL	700705299	CUT 05056	700111003
CUT 07952		700709651BL	10 ft. (RH)	37	XH TS BL	700705299	CUT 05056	700116709
CUT 07992		700715814	13 ft. (LH)	46	H TS PL	049254	CUT 05001	700111003
CUT 07993		700715815	12 ft. (RH)	45	H TS PL	049254	CUT 05001	700116709
CUT 07994		700715816	15 ft. (LH)	56	H TS PL	049254	CUT 05001	700111003
CUT 07995		700715817	15 ft. (RH)	55	H TS PL	049254	CUT 05001	700116709



WINDROWERS

**8200, 1260 & 1265 (1160) CENTER PIVOT (14') W/425 HDR
SC412 (8360) 12' & SC414 (8370) 14' CENTER PIVOT**



BOLT-ON NUMBER	RIVETED NUMBER	REPLACEMENT FOR	SICKLE LENGTH	NUMBER OF SECTIONS	TYPE OF SECTION	OEM SECTION PART NUMBER	WESTWARD SECTION PART NUMBER	HEAD NUMBER
CUT 07273		700709622	12 ft.	46	XH TS PL	700705300	CUT 05119	700111003
CUT 07273-LS		700709622	12 ft.	46	XH TS PL	700705300	CUT 05119	700111003
	CUT 06263	700110730	12 ft.	46	XH TS PL	700705300	CUT 05119	700111003
CUT 07274		700000763	12 ft.	46	XH TS PL	700705300	CUT 05119	Headless
	CUT 06274	700115887	12 ft.	46	XH TS PL	700705300	CUT 05119	Headless
CUT 07276		700110730BT	12 ft.	46	XH BT PL	700705300BT	CUT 05019	700111003
	CUT 06276	700110730BT	12 ft.	46	XH BT PL	700705300BT	CUT 05019	700111003
CUT 07275		700110730BL	12 ft.	46	XH TS BL	700705299	CUT 05056	700111003
CUT 07275-LS		700110730BL	12 ft.	46	XH TS BL	700705299	CUT 05056	700111003
CUT 07277		700709623	14 ft.	54	XH TS PL	700705300	CUT 05119	700111003
CUT 07277-LS		700709623	14 ft.	54	XH TS PL	700705300	CUT 05119	700111003
	CUT 06277	700110731	14 ft.	54	XH TS PL	700705300	CUT 05119	700111003
CUT 07278		700000764	14 ft.	54	XH TS PL	700705300	CUT 05119	Headless
CUT 07278-LS		700000764	14 ft.	54	XH TS PL	700705300	CUT 05119	Headless
	CUT 06278	700115804	14 ft.	54	XH TS PL	700705300	CUT 05119	Headless
CUT 07280		700110731BT	14 ft.	54	XH BT PL	700705300BT	CUT 05019	700111003
	CUT 06280	700110731BT	14 ft.	54	XH BT PL	700705300BT	CUT 05019	700111003
CUT 07996		700110731	14 ft.	54	H SM PL	049262	CUT 05206	700111003
CUT 07279		700110731BL	14 ft.	54	XH TS BL	700705299	CUT 05056	700111003
CUT 07279-LS		700110731BL	14 ft.	54	XH TS BL	700705299	CUT 05056	700111003

LS = Spliced Knife Assemblies

Sickle Assemblies




WINDROWERS

**8400 AUGER HEADER (14' & 16'), 8600,
1170, 1270, 1275**


CASE 8840, 8870 & 8380 MOWER CONDITIONER, SC414 DLX (14') SC416 DLX (16')

BOLT-ON NUMBER	RIVETED NUMBER	REPLACEMENT FOR	SICKLE LENGTH	NUMBER OF SECTIONS	TYPE OF SECTION	OEM SECTION PART NUMBER	WESTWARD SECTION PART NUMBER	HEAD NUMBER
CUT 07281		700715165	7 ft. (LH)	25	XH TS PL	700705300	CUT 05119	700114594
	CUT 06281	700114590	7 ft. (LH)	25	XH TS PL	700705300	CUT 05119	700114594
CUT 07282		700715166	7 ft. (RH)	25	XH TS PL	700705300	CUT 05119	700114594
	CUT 06282	700114591	7 ft. (RH)	25	XH TS PL	700705300	CUT 05119	700114594
CUT 07283		700715165	7 ft. (LH)	25	XH TS PL	700705300	CUT 05119	Headless
	CUT 06283	700114896	7 ft. (LH)	25	XH TS PL	700705300	CUT 05119	Headless
CUT 07284		700715165	7 ft. (RH)	25	XH TS PL	700705300	CUT 05119	Headless
	CUT 06284	700114897	7 ft. (RH)	25	XH TS PL	700705300	CUT 05119	Headless
CUT 07288		700114590BT	7 ft. (LH)	25	XH BT PL	700705300BT	CUT 05019	700114594
	CUT 06288	700114590BT	7 ft. (LH)	25	XH BT PL	700705300BT	CUT 05019	700114594
CUT 07285		700114591BT	7 ft. (RH)	25	XH BT PL	700705300BT	CUT 05019	700114594
	CUT 06285	700114591BT	7 ft. (RH)	25	XH BT PL	700705300BT	CUT 05019	700114594
CUT 07291		700114590BL	7 ft. (LH)	25	XH TS BL	700705299	CUT 05056	700111003
CUT 07292		700114591BL	7 ft. (RH)	25	XH TS BL	700705299	CUT 05056	700111003
CUT 07289		700114590ST	7 ft. (LH)	25	XH ST PL	700705300ST	CUT 05083	700114594
CUT 07286		700114591ST	7 ft. (RH)	25	XH ST PL	700705300ST	CUT 05083	700114594
CUT 07290		700709581ST	7 ft. (LH)	25	XH ST PL	700705300ST	CUT 05083	Headless
CUT 07287		700709582ST	7 ft. (RH)	25	XH ST PL	700705300ST	CUT 05083	Headless
CUT 07293		700715167	8 ft. (LH)	29	XH TS PL	700705300	CUT 05119	700114594
	CUT 06293	700114592	8 ft. (LH)	29	XH TS PL	700705300	CUT 05119	700114594
CUT 07295		700715168	8 ft. (RH)	29	XH TS PL	700705300	CUT 05119	700114594
	CUT 06295	700114593	8 ft. (RH)	29	XH TS PL	700705300	CUT 05119	700114594
CUT 07297		700715167	8 ft. (LH)	29	XH TS PL	700705300	CUT 05119	Headless
	CUT 06297	700114894	8 ft. (LH)	29	XH TS PL	700705300	CUT 05119	Headless
CUT 07301		700715168	8 ft. (RH)	29	XH TS PL	700705300	CUT 05119	Headless
	CUT 06301	700114895	8 ft. (RH)	29	XH TS PL	700705300	CUT 05119	Headless
CUT 07299		700114592BT	8 ft. (LH)	29	XH BT PL	700705300BT	CUT 05019	700114594
	CUT 06299	700114592BT	8 ft. (LH)	29	XH BT PL	700705300BT	CUT 05019	700114594
CUT 07303		700114593BT	8 ft. (RH)	29	XH BT PL	700705300BT	CUT 05019	700114594
	CUT 06303	700114593BT	8 ft. (RH)	29	XH BT PL	700705300BT	CUT 05019	700114594
CUT 07294		700114592ST	8 ft. (LH)	29	XH ST PL	700705300ST	CUT 05083	700114594
CUT 07296		700114593ST	8 ft. (RH)	29	XH ST PL	700705300ST	CUT 05083	700114594
CUT 07298		700709585NHST	8 ft. (LH)	29	XH SP PL	700705300ST	CUT 05083	Headless
CUT 07302		700709586NHST	8 ft. (RH)	29	XH ST PL	700705300ST	CUT 05083	Headless
CUT 07300		700114592BL	8 ft. (LH)	29	XH TS BL	700705299	CUT 05056	700111003
CUT 07304		700114593BL	8 ft. (RH)	29	XH TS BL	700705299	CUT 05056	700111003
CUT 07999		700114592	8 ft. (LH)	29	H SM PL	049262	CUT 05206	700111003
CUT 09090		700114593	8 ft. (RH)	29	H SM PL	049262	CUT 05206	700111003
CUT 09091		700715778	9 ft. (LH)	33	XH TS PL	700705300	CUT 05119	700114594
CUT 09092		700715779	9 ft. (RH)	33	XH TS PL	700705300	CUT 05119	700114594
CUT 07957		700715778NH	9 ft. (LH)	33	XH TS PL	700705300	CUT 05119	700114594
CUT 07958		700715779NH	9 ft. (RH)	33	XH TS PL	700705300	CUT 05119	Headless
CUT 07959		700715778BT	9 ft. (LH)	33	XH BT PL	700705300BT	CUT 05019	700114594
CUT 07960		700715779BT	9 ft. (RH)	33	XH BT PL	700705300BT	CUT 05019	700114594
CUT 07961		700715778ST	9 ft. (LH)	33	XH ST PL	700705300ST	CUT 05083	700114594
CUT 07962		700715779ST	9 ft. (RH)	33	XH ST PL	700705300ST	CUT 05083	700114594
CUT 07963		700715778NHST	9 ft. (LH)	33	XH ST PL	700705300ST	CUT 05083	Headless
CUT 07964		700715779NHST	9 ft. (RH)	33	XH ST PL	700705300ST	CUT 05083	Headless

Sickle Sections



**048009
05037**



**049254
05001**

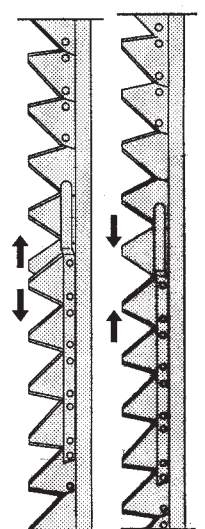
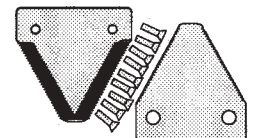
TYPE OF SECTION
SM = Smooth
SS = Super 7 (7 serrations/inch) top serrated
ST = Saber Tooth (7 serrations per inch)
BT = Big Tooth (10 serrations/inch)
US = Under Serrated
TS = Top Serrated (14 serrations/inch)
TT = Tiger Tooth
TP = Twin Point
TJ = Tiger Jaws
CTSK = Countersunk

ORDER NUMBER	REPLACEMENT FOR	SECTION SIZE	TYPE OF SECTION	SECTION THICKNESS	SECTION FINISH	MACHINE	FASTENER PART NUMBER
CUT 05027	048108	Shape 2	SM	R	Plated	Mower/Cond. Windrowers All Models	01008 1/2 OH
CUT 05037	048009	Shape 2	US	R	Plated		01008 1/2 OH
CUT 05000	049213	Shape 2	TS	R	Plated		01008 1/2 OH
CUT 05206	049262	Shape 2	SM	H	Plated		01014 9/16 OH
CUT 05028	700702966	Shape 2	TS	H	Black		01014 9/16 OH
CUT 05001	049254	Shape 2	TS	H	Plated		01014 9/16 OH
CUT 05119	700705300	Shape 2	TS	XH	Plated		01012 5/8 OH
CUT 05056	700705299	Shape 2	TS	XH	Black		01012 5/8 OH
CUT 05019	700705300BT	Shape 2	BT	XH	Plated		01012 5/8 OH
CUT 05083	700705300ST	Shape 2	ST	XH	Plated		01012 5/8 OH
CUT 05018	700705299BT	Shape 2	BT	XH	Black		01012 5/8 OH
CUT 05086	700705299ST	Shape 2	ST	XH	Black		01012 5/8 OH
CUT 03360	048868H	Half Section (RH)	SM	H	Plated		Mower/Cond.

Overlap Sections

DOUBLE DRIVE - SICKLES OVERLAP (Sold in packages of 10)

PART NUMBER	REPLACES	SECTION SIZE	DESCRIPTION
CUT 05125	SSTS635161	3 x 3 1/4	SSXHTSCR BTM.CS
CUT 05093	SSTS635162	3 x 3 1/4	SSXHTSCR TOP.CS
CUT 05162	TS635161	3 x 3 1/4	RTSCR TOP.CS
CUT 05163	TS635162	3 x 3 1/4	RTSCR BTM.CS
CUT 03343	748152	3 x 3 1/4	HTSCR TOP.CS
CUT 03312	748210, 706424	3 x 3 1/4	HTSCR BTM.CS
CUT 03330	635161	3 x 3 1/4	HUS BTM CS







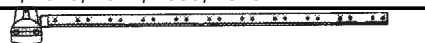
CASE IH, HESSTON - CARDED

PART NUMBER	REPLACES	SECTION SIZE	DESCRIPTION
CUT 03303	2 of 03343, 3 of 03312	3 x 3 1/4	HTSCR c/w rivets

CASE 8380-8840, HESSTON 1170-8400 - CARDED NEW HOLLAND

PART NUMBER	REPLACES	SECTION SIZE	DESCRIPTION
CUT 03338	2 of 05162, 3 of 05163	3 x 3 1/4	XHTSCR c/w bolts
CUT 03361	3 of 03312, 2 of 03343	3 x 3 1/4	HTSCR c/w bolts

Sickle Heads

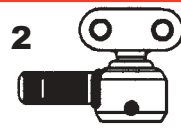
PART NUMBER	REPLACES	DESCRIPTION	APPLICATION
CUT 02090	433102	Head	PT12, 600 
CUT 02032	451948HD	Head	1010, PT7, PT10
CUT 02029	F36865, 6193577	Head 11 hole	1014, 520, 620, 6600, 6610, 420, 6400, 6450, 6550, 6600 
CUT 02028	379370, 383398	Head 9 hole	500, 200, 240, 260, 280 
CUT 02021	6821078	Head (LH)	1110, 1120, 1150, 6450, 6550, 6650 
CUT 02080	6821136	Head (RH)	6450, 6550, 6650
CUT 02091	6582530	Head	1070, 1071, 1090, 1091, 1085, 1095 
CUT 02030	6497416	Head 21 hole	520, 620, 1014, 6200, 6400, 6450, 6550, 6600, 6610
CUT 02025	700111003	Head	Single Drive 1130, 1160, 8200, Left Hand 8100, 8200
CUT 02040	700116709	Head	Right Hand 8100, 8200
CUT 02026	700114594	Head	Double drive 1170-8400

Head Socket Assemblies

STYLE 1



STYLE 2



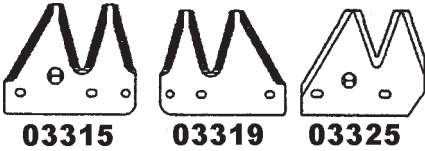
PART NUMBER	REPLACES	APPLICATION	STYLE NUMBER
CUT 02310	8025363 RH 8797102 LH	6666 & 6665 auger headers for 6665 & 6555 6455, 6650, 6550 & 1014 plus two using head no. 02021 & 02080	I
CUT 02311	8722977	Fits: M/C 1070, 1071, 1090, 1091, 1085, 1095, with 02091 head	II
CUT 02312	7745581	Pitman sway arm on 520-SN A-15050, 620, 6400, 6450, 6600 & 1014	II
CUT 02307	700109339	Fits: Hesston 1110, 1120, 1150 with 02021 head	II
CUT 02308	700110728	Fits: Hesston 1130, 1160, 8200 with 02025 head	II

Goodyear Belts

FOR MODEL 660, 6550, 6555, 6600, 8200 & 8400 SWATHERS

PART NUMBER	REPLACES	DESCRIPTION	APPLICATION
BEV G5V800	855718	Pitman drive	6550, 6555
BEV GC103	57471	Reel drive	660
CUT 01900	856559	Sickle drive	6600 (S/N 660H-50 - 66011 - 1773)
BEV GC90	857862	Sickle drive	6600 (S/N 660H - 1850 and up)
BEV GC128	857219	Reel drive	8200
CUT 01901	700705430	Sickle drive	8200
CUT 01902	700705503	Header drive 3 matched	8200
CUT 01903	7855349	Trans drive	8200
BEV GC107	7855331	Header drive 3 matched	8200
BEV GC96	55574	Reel drive	8400

Universal End Sections



PACKAGED IN CARDS OF TWO

APPLICATION: ALL MOWERS, MOWER CONDITIONERS & WINDROWERS WITH STANDARD CUTTERBAR.

ORDER NUMBER	DESCRIPTION
CUT 03325	2 end sections under serrated chrome RH
CUT 03315	2 end sections top serrated chrome RH
CUT 03319	2 end sections top serrated chrome LH for use in Twin Sickle application
CUT 03327	2 end sections top serrated super seven chrome RH
CUT 03318	2 end sections under serrated chrome LH
CUT 03320	2 end sections top serrated black RH
CUT 03321	2 end sections top serrated black LH
CUT 03358	2 end sections top serrated chrome 1LH, 1RH
CUT 03359	2 end sections top serrated black 1LH- 1RH
CUT 03357	2 end sections top serrated super seven chrome LH

End Sections

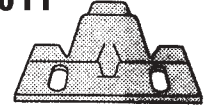
ORDER NUMBER	REPLACES	DESCRIPTION
CUT 03355	700705463	Single Section XHTSCR (RH) end sec 3 hole
CUT 03356	700705462	Single Section XHTSCR (LH) end sec 3 hole

HONEY BEE - see SCHUMACHER


Hold Down Clips

PART NUMBER	REPLACEMENT	DESCRIPTION	APPLICATION
CUT 03011	241216, BSL600	Lo arch	Mower conditioners, windrowers
CUT 03012	142984, BSH500	Hi arch	Mower conditioners, windrowers
CUT 03025	BSL600 adjustable	Lo arch adjustable	For sections

03011




03012



Adjustable Clips

PART NUMBER	REPLACES	DESCRIPTION / APPLICATION
CUT 03019	XL2000ADJ	Lo Arch
CUT 03020	XH2000ADJ	Hi Arch
CUT 03022	XLA	Clip Arch Only, Low
CUT 03024	RB100	Rubber Elastomer



Adjustable Clip

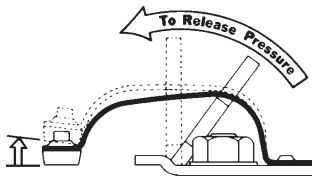
Sic-L-Clips



- Saves wear on sickle sections.
- Quiets mower & extends sickle life.
- Allows increased cutting speed.
- High carbon steel spring holds sickle sections against ledger plates for improved cutting.
- Replaceable "Nylatron" wear strip.
- Fully plated to prevent rust.
- No adjustment necessary for wear.

Part Number	Replaces	Description
CUT 03006	SLC-330	Standard model for 3/8" bolts
CUT 03007	SLC-331	*Hi-Clear model for 3/8" bolts
CUT 03008	SLC-370	Standard model for 7/16" bolts
CUT 03009	SLC-371	*Hi-Clear model for 7/16" bolts
CUT 03010	SLC-400	Replaceable Nylatron wear strip

*Recommended for bolted sections




Exclusive "Snap-Action" Release

A "flip of the lever" releases pressure for removing Sickle Bar!

FITS HESSTON

Bolt-On Fasteners

7/32" DIAMETER



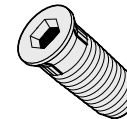
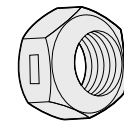
PART NO.	REPLACES	DESCRIPTION
CUT 01100	TJ55BN	5/8" standard section bolt w/nut (pkg. of 100)
CUT 01101	TJ85BN	1" head bolt w/nut (pkg. of 25)
CUT 01102	TJ95BN	1 1/4" head bolt w/nut (pkg. of 25)
CUT 01107	TJ1224N	Replacement Lock Nut (each)

1/4" DIAMETER

PART NO.	DESCRIPTION
CUT 01115	1/4" x 5/8" section bolt w/nut (pkg. of 50)
CUT 01119	1/4" x 1 1/4" head bolt w/nut (pkg. of 25)
CUT 01116	1/4" replacement lock nut (each)

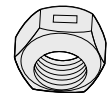
FOR J.E. LOVE, HART-CARTER & VERSATILE ASSEMBLIES - 60° CTSK

PART NO.	REPLACES	DESCRIPTION
CUT 01120		5/8" section bolt w/nut for J.E. Love & Hart-Carter (pkg. of 20)
CUT 01118	BVB916BN	9/16" section bolt w/nut to fit original equipment Versatile sickles (pkg. of 50)
CUT 01117	BVB100BN	1" head bolt w/nut to fit original equipment Versatile sickles (pkg. of 25)
CUT 01121		1 1/4" head bolt w/nut for J.E. Love & Hart-Carter (pkg. of 25)
CUT 01107	TJ1224N	Replacement lock nut (each)



FOR TWIN SICKLE BOLTED ASSEMBLIES - 82° CTSK

PART NO.	DESCRIPTION
CUT 01109	1/2" CS Overlap Bolt with low profile nut for Double drive sickles (use with Allen Wrench) (pkg. of 50)



Plated Rivets (For Sections, Heads & Guard Plates)

ONE POUND PACKAGES

PART NO.	SIZE	LENGTH	QUANTITY*
CUT 01000	1/4" OH	1 1/4"	50
CUT 01001	#5 1/2 CS	1 1/4"	80
CUT 01002	#5 1/2 OH	1 1/4"	65
+CUT 01003	#6 CS	1 1/4"	40
CUT 01004	1/4" OH	1"	50
CUT 01005	#5 1/2 CS	1"	100
CUT 01006	#5 1/2 OH	1"	85
CUT 01007	#5 1/2 CS	1/2"	185
CUT 01008	#5 1/2 OH	1/2"	125
CUT 01009	#5 1/2 OH	3/8"	155
CUT 01010	1/4" OH	5/8"	70
CUT 01011	#5 1/2 CS	5/8"	160
CUT 01012	#5 1/2 OH	5/8"	125
CUT 01013	#5 1/2 CS	9/16"	165
CUT 01014	#5 1/2 OH	9/16"	125
CUT 01015	#5 1/2 CS	15/16"	95
CUT 01016	#5 1/2 OH	15/16"	95

+1/2 lb. box / *Approximate Quantity per box

FIFTEEN POUND PACKAGES

PART NO.	DIAMETER	LENGTH	QTY.*
CUT 01030	#5 1/2 OH	1/2"	2175
CUT 01031	#5 1/2 OH	5/8"	1860
CUT 01032	#5 1/2 OH	9/16"	1995

*Approximate quantity per box

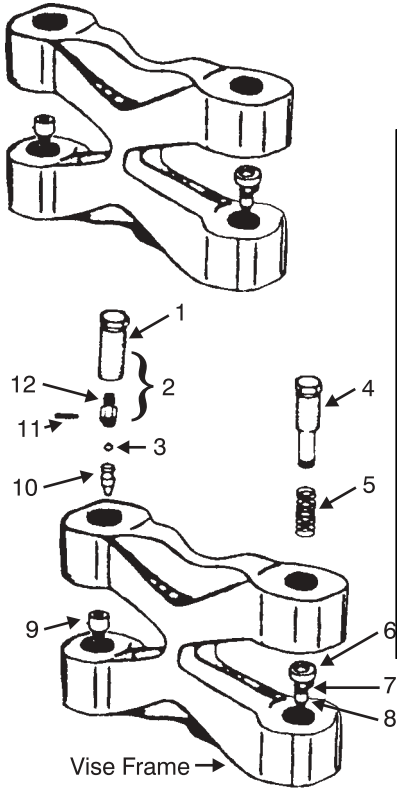


OH = OVAL HEAD

CS = COUNTERSUNK HEAD

Rivet Vise for Sickles

COMBINATION RIVET PUNCH & RIVETER CHANGES SECTIONS IN THE FIELD WITHOUT REMOVING KNIFE!



ITEM	PART NO.	REPLACES	DESCRIPTION
	CUT 08500	RV-10	Combination rivet punch & riveter
	CUT 08501	RV-K3A	Repair kit for rivet vise (contains knockout punch, bearing ball & pin)
	CUT 08502	RV-A33	Rivet set anvil for countersunk rivets
1	CUT 08509	RV-1670	Knockout screw body, female
2	CUT 08507	RV-1672	Knockout screw assembly
3	CUT 08512	9/32"	diameter ball
4	CUT 08503	RV-1671	Riveting screw
5	CUT 08505	RV-1675	Riveting screw spring
6	CUT 08504	RV-1674	Riveting screw cup
7	CUT 08514	RV-1676	Retainer ring
8	CUT 08511	RV-114A-34	Rivet set anvil
9	CUT 08508	RV-114A-35	Knockout anvil
10	CUT 08506	RV-114A-27	Knockout punch
11	CUT 08513	1/8 x 7/16	1/8" x 7/16" roll pin
12	CUT 08510	RV-116A-28	Knockout screw - punch holder, male

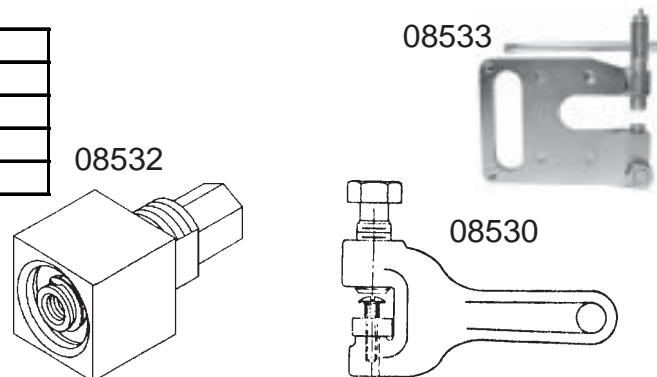
Sickle Tool (Parts only)

Part Number	Replaces	Description
CUT 08521	44-1	Upper die plate, include two set screws and lock nuts
CUT 08522	44-2	Riveting plate 1/4" x 2" x 2 3/4"
CUT 08523	44-3	Set screw (Riveter) 5/8"
CUT 08524	44-4	Punch holder block, complete with block
CUT 08525	44-5	Backstop, complete with set screw
CUT 08526	44-6	Punches 3/16" x 1"
CUT 08527	44-7	Circlip



Sickle Bolt Tool


Part Number	Replaces	Description
CUT 08530	BT100	Section bolt tool
CUT 08531	BS101	Bolt drive screw
CUT 08532	T55	Pocket size tool
CUT 08533		Section bolt tool




Hesston Forged Steel Guards

PART NUMBER	REPLACES	HERSCHEL NUMBER	DESCRIPTION	APPLICATION
GUA WP250	049312	G81-0120	2 Prong stub	Mower conditioners & windrowers
GUA WP251	6284897	C45-0502	Low arch top	Used with WP250
GUA WP252	6284889	C45-0503	High arch top	Used with WP250
GUA WP260	049270	G81-0085	2 Prong bottom	Mower conditioners & windrowers 1014
GUA WP261	6180500, 6213789	C45-0500	Low arch top	Used with WP260
GUA WP262	6108518	C45-0501	High arch top	Used with WP260
GUA WP245	049239, 748178	G81-0040	2 Prong	All windrowers & mower conditioners
GUA WP292	700716292		2 Prong	Center Pivot 8200, 1260, 1265
GUA WP247	700700845	G81-0042	2 Prong hardened	All windrowers & mower conditioners
GUA WP200H	700707147	G81-0231	2 Prong hardened	1130 & 8400 windrowers & mower conditioners


WP245



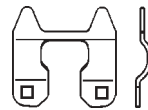
WP250



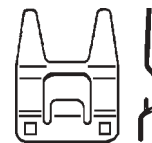
WP260



WP251
WP252



WP261



WP262



WP Grain Lifter

- Manufactured by European OEM manufacturer ensuring quality material & workmanship.
- Universal design fits most swather and combine applications up to and including 7/16" guard bolts.
- Painted black to reduce eye strain.

PART NO.
GUA GS2





Swather & Combine Reel Bats

The reel bat is designed for combines and swathers. It is also ideal for many other applications. It is made by roll forming .031" wipe coat galvanized steel which has a matte grey appearance. It can be painted easily if desired.

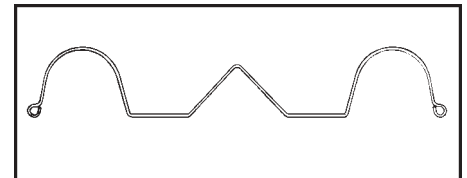
MUST BE CUT AND DRILLED TO CUSTOMER'S SPECIFICATIONS. FOR ALL POPULAR MAKES.

PART NUMBER	DESCRIPTION
CUT 09008	21' reel bat
CUT 09004	21' reel bat painted black*
CUT 09009	22' reel bat
CUT 09005	22' reel bat painted black*
CUT 09010	25' reel bat
CUT 09006	25' reel bat painted black*
CUT 09011	30' reel bat
CUT 09007	30' reel bat painted black*

*Painted reel bats manufactured by HCC



Reel bat used for swather.



Reel bat profile.

Gaterman Pick-Up Guards

Flexible floating pick-up guards follow the uneven ground lifting up low hanging pods and grain heads above the cutterbar without the sickle guards digging in the ground and picking up stones. While automatic header controls, floating and flexible cutterbars have advantages over regular cuttrbars, pick-up guards must be used to save all pods and grain heads in standing, row crop, lodged or windrowed crops. Gaterman pick-up guards fit all combines, windrowers and pea harvesters.




Use No. 1A or 8A pick-up guards on combines having guards that tilt downward.



Use No. 1B or 8B pick-up guards on all windrowers, combines, floating and flexible cutterbars having sickle guards that stand level.



The No. 4H guard fits windrowers and some combines. It features adjustable height.



The No. 4B guard is lower in overall height and can be used in lodged crops on windrowers, pea harvesters, forage harvesters, and mowers.



The No. 2HC guard fits all combines and windrowers. Its heavy duty malleable iron construction double bolted to machine, instant height control, spring loaded and radically new designed pick-up point make it ideal for all usage.



The No. 4S is designed to fit combines equipped with 1 1/2" cut stub guards. Use this sturdy, field tested ductile iron guard to reduce harvesting loss of soybeans, rice, grain, and other seed crops. It has a set screw height adjustment, non-clogging spring action joint and is double bolted to the cutterbar.

With 6 position adjustments for swathers and combines equipped with 3/8" guard bolts.

PART NUMBER	HEIGHT	MATERIAL
GUA 1A	Adjustable	Pressed Metal
GUA 8A	Adjustable	Ductile Iron
GUA 1B	Adjustable	Pressed Metal
GUA 8B	Adjustable	Ductile Iron

To fit swathers and combines equipped with 7/16" guard bolts.

PART NUMBER	HEIGHT	MATERIAL
GUA 4B	Low Standing	Ductile Iron
GUA 4H	Adjustable	Ductile Iron
GUA 2HC	Adjustable	Ductile Iron

Fits swather and combines with stub guards.

PART NUMBER	HEIGHT	MATERIAL
GUA 4S	Adjustable	Ductile Iron

Guard Bolts (#3 Head N/C Plated Grade 5 w/nuts)

PACKS OF 50

PART NUMBER	DESCRIPTION
BLT 1301	3/8" x 1 1/4"
BLT 1302	3/8" x 1 1/2"
BLT 1307	3/8" x 1 3/4"
BLT 1700	7/16" x 1 1/4"
BLT 1701	7/16" x 1 1/2"
BLT 1702	7/16" x 1 3/4"
BLT 1703	7/16" x 2"

Carriage Bolts Plated


PART NO.	SIZE	DESCRIPTION
BLT CB206125	3/8" x 1 1/4"	Carton of 100
BLT CB206150	3/8" x 1 1/2"	Carton of 100
BLT FN3/8	3/8" Nut	Carton of 100
BLT CB207150	7/16" x 1 1/2"	Carton of 50
BLT FN7/16	7/16" Nut	Carton of 50

Sickle Assemblies




MOWERS

5, 8, 9, 11, 37, 38, 39, 39N

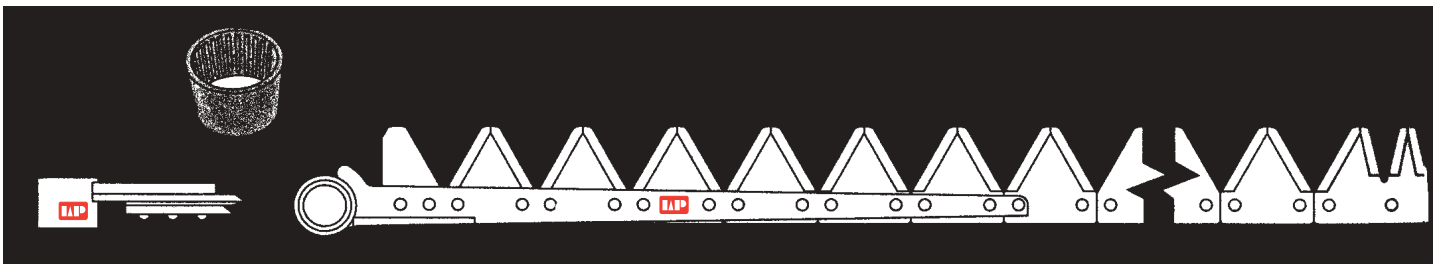


BOLT-ON NUMBER	RIVETED NUMBER	REPLACEMENT FOR	SICKLE LENGTH	NUMBER OF SECTIONS	TYPE OF SECTION	OEM SECTION PART NUMBER	WESTWARD SECTION PART NUMBER	HEAD NUMBER
CUT 07585	CUT 06585	AZ958H	7 ft.	28	H SM BL	Z6451H	CUT 05114	H28076H
CUT 07586	CUT 06586	AZ1299H	7 ft.	28	H US BL	Z7030H	CUT 05116	H28076H
	CUT 06587	AZ13104H	7 ft.	28	XH US PL	H21530H	CUT 05066	H28076H
CUT 07588	CUT 06588	AZ3987H	9 ft.	36	H SM BL	Z6451H	CUT 05114	H28076H
CUT 07589	CUT 06589	AZ3988H	9 ft.	36	H US BL	Z7030H	CUT 05116	H28076H



MOWERS

**47, 50, 250, 350, 450,
3700 WITH NEEDLE BEARING STYLE HEAD**



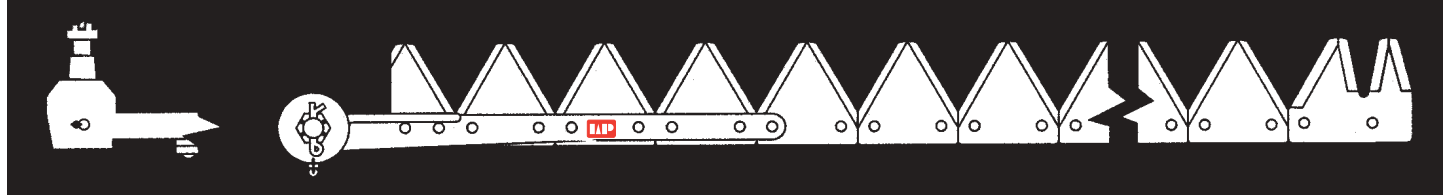
BOLT-ON NUMBER	RIVETED NUMBER	REPLACEMENT FOR	SICKLE LENGTH	NUMBER OF SECTIONS	TYPE OF SECTION	OEM SECTION PART NUMBER	WESTWARD SECTION PART NUMBER	HEAD NUMBER
CUT 07591	CUT 06591	AE48593BL	7 ft.	28	H SM BL	Z6451H	CUT 05114	AE48583
		AE36101						
CUT 07590	CUT 06590	AE48592	7 ft.	28	H US BL	Z7030H	CUT 05116	AE48583
		AE36097						
CUT 07593	CUT 06593	AE48595	9 ft.	36	H SM BL	Z6451H	CUT 05114	AE48583
		AE36106						
CUT 07592	CUT 06592	AE48594	9 ft.	36	H US BL	Z7030H	CUT 05116	AE48583
		AE36102						
CUT 09083	CUT 08083	AE48594TSPL	9 ft.	36	H TS PL	E45996	CUT 05060	AE48583
		AE36102TSPL						
CUT 07594	CUT 06594	AE48594T	9 ft.	36	H TS BL	E76370BL	CUT 05111	AE48583
		AE36102T						

Note: All of the above knifeheads have needle bearing 04064 (AE48137) and require knifehead pin 02323 (E77840). Please see next page for replacement knifehead pin repair kit. Certain older machines may require AE37582 knife drive arm for installation of above sickle.

Sickle Assemblies

**MOWER CONDITIONERS**

1209 UP TO S/N 285000 (9'), 480, 483, 485 (9'), 1214 (12' & 14')



BOLT-ON NUMBER	RIVETED NUMBER	REPLACEMENT FOR	SICKLE LENGTH	NUMBER OF SECTIONS	TYPE OF SECTION	OEM SECTION PART NUMBER	WESTWARD SECTION PART NUMBER	HEAD NUMBER
CUT 07596	CUT 06596	AE27623	9 ft.	36	H US PL	H 21530	CUT 05207	AE24247
CUT 07595	CUT 06595	AE27602	9 ft.	36	H TS PL	E 45996	CUT 05060	AE24247
CUT 07600	CUT 06600	AE28069	12 ft.	48	H US PL	H 21530	CUT 05207	AE24247
CUT 07597	CUT 06597	AE28067	12 ft.	48	H TS PL	E 45996	CUT 05060	AE24247
CUT 07597-LS		AE28067	12 ft.	48	H TS PL	E 45996	CUT 05060	AE24247
CUT 07601	CUT 06601	AE28075	14 ft.	56	H US PL	H 21530	CUT 05207	AE24247
CUT 07598	CUT 06598	AE28073	14 ft.	56	H TS PL	E 45996	CUT 05060	AE24247
CUT 07598-LS		AE28073	14 ft.	56	H TS PL	E 45996	CUT 05060	AE24247

LS = Spliced Knife Assemblies

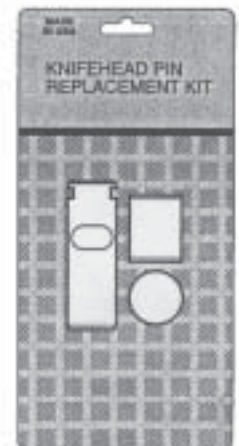
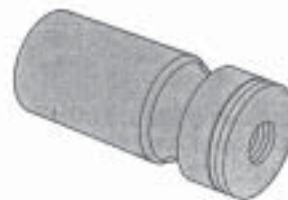
KNIFEHEAD PIN REPLACEMENT KITS**JOHN DEERE**

MOWERS 47, 50,250, 350, 450, 3700

MOWER CONDITIONERS: 1217, 1219, 1380, 1424, 1525 WITH 300 TWIN KNIFE DRIVE, 1600 PRIOR TO S/N 880, 001

WINDROWERS: 2280, 2320, 2420, AUGER PLATFORMS 230, 240, DRAPER PLATFORMS 130, 135, 3430, 3830 WITH 300 & 300A TWIN KNIFE DRIVE PRIOR TO S/N 880, 000

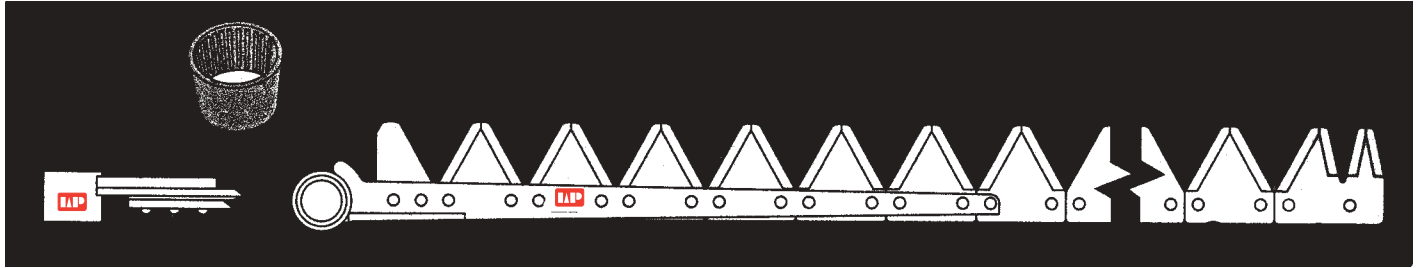
ORDER NUMBER	KIT CONTENTS & DESCRIPTION	OEM PART NUMBER
CUT 02322	Knifehead Pin	E77840
	Needle Bearing	AE48137
	Seal	E78721
	Plug	



Sickle Assemblies



MOWER CONDITIONERS
1209 AFTER S/N 285001, 1217 (7'),
1219 (9') AFTER S/N 710, 001,
MID-PIVOT 1380, 1424 (12' & 14')



BOLT-ON NUMBER	RIVETED NUMBER	REPLACEMENT FOR	SICKLE LENGTH	NUMBER OF SECTIONS	TYPE OF SECTION	OEM SECTION PART NUMBER	WESTWARD SECTION PART NUMBER	HEAD NUMBER
CUT 07605	CUT 06605	AE48663	7 ft.	28	XH TS PL	E76370	CUT 05170	AE48125
CUT 09094	CUT 08094	AE48661	7 ft.	28	XH US PL	E76371	CUT 05066	AE48125
CUT 07742	CUT 06742	AE48664	9 ft.	36	XH TS PL	E76370	CUT 05170	AE48125
CUT 07742-LS		AE48664	9 ft.	36	XH TS PL	E76370	CUT 05170	AE48125
CUT 07743	CUT 06743	AE48662	9 ft.	36	XH US PL	E76371	CUT 05066	AE48125
CUT 07743-LS		AE48662	9 ft.	36	XH US PL	E76371	CUT 05066	AE48125
CUT 09095	CUT 08095	AE48664BL	9 ft.	36	XH TS BL	E76370BL	CUT 05203	AE48125
CUT 09095-LS		AE48664BL	9 ft.	36	XH TS BL	E76370BL	CUT 05203	AE48125
CUT 09096		AE48664BLBT	9 ft.	36	XH BT BL	E76370BLBT	CUT 05174	AE48125
CUT 07746	CUT 06746	AE48652	12 ft.	48	XH TS PL	E76370	CUT 05170	AE48125
CUT 07746-LS		AE48652	12 ft.	48	XH TS PL	E76370	CUT 05170	AE48125
CUT 07747	CUT 06747	AE48651	12 ft.	48	XH US PL	E76371	CUT 05066	AE48125
CUT 07747-LS		AE48651	12 ft.	48	XH US PL	E76371	CUT 05066	AE48125
CUT 09097	CUT 08097	AE48651BL	12 ft.	48	XH TS BL	E76370BL	CUT 05203	AE48125
CUT 09098		AE48652BLBT	12 ft.	48	XH BT BL	E76370BLBT	CUT 05174	AE48125
CUT 09099	CUT 08099	AE35809	14 ft.	56	XH TS PL	E76370	CUT 05170	AE48125
CUT 07749	CUT 06749	AE48654	14 ft.	56	XH TS PL	E76370	CUT 05170	AE48125
CUT 07749-LS		AE48654	14 ft.	56	XH TS PL	E76370	CUT 05170	AE48125
CUT 07750	CUT 06750	AE48655	14 ft.	56	XH US PL	E76371	CUT 05066	AE48125
CUT 07750-LS		AE48655	14 ft.	56	XH US PL	E76271	CUT 05066	AE48125
CUT 09100	CUT 08100	AE48654BL	14 ft.	56	XH TS BL	E76370BL	CUT 05203	AE48125
CUT 09101		AE48654BLBT	14 ft.	56	XH BT BL	E76370BLBT	CUT 05174	AE48125

Note: All of the above knifeheads have needle bearing 04064 (AE48137) and require knifehead pin 02323 (E77840). Please see previous page for replacement knifehead pin repair kit. Certain older machines may require AE37582 knife drive arm for installation of above sickle.

LA = Spliced Knife Assemblies

Sickle Assemblies

MOWER CONDITIONERS
1525 WITH 300 TWIN 300A KNIFE DRIVE
1600, PLATFORM (12', 14' 16')


LEFT HAND (LH)



RIGHT HAND (RH)

BOLT-ON NUMBER	RIVETED NUMBER	REPLACEMENT FOR	SICKLE LENGTH	NUMBER OF SECTIONS	TYPE OF SECTION	OEM SECTION PART NUMBER	WESTWARD SECTION PART NUMBER	HEAD NUMBER
CUT 07757	CUT 06757	AE48597	6 ft. (RH)	20	XH TS PL	E76370	CUT 05170	AE48126
CUT 07758	CUT 06758	AE48665	6 ft. (LH)	22	XH TS PL	E76370	CUT 05170	AE48125
CUT 09109	CUT 08109	AE48597BL	6 ft. (RH)	20	XH TS BL	E76370BL	CUT 05203	AE48126
CUT 09110	CUT 08110	AE48665BL	6 ft. (LH)	22	XH TS BL	E76370BL	CUT 05203	AE48125
CUT 07759		AE48597BT	6 ft. (RH)	20	XH BT PL	E76370BT	CUT 05171	AE48126
CUT 07760		AE48665BT	6 ft. (LH)	22	XH BT PL	E76370BT	CUT 05171	AE48125
CUT 07761	CUT 06761	AE48135	7 ft. (RH)	24	XH TS PL	E76370	CUT 05170	AE48126
CUT 07765	CUT 06765	AE48131	7 ft. (LH)	26	XH TS PL	E76370	CUT 05170	AE48125
CUT 09111	CUT 08111	AE48135BL	7 ft. (RH)	24	XH TS BL	E76370BL	CUT 05203	AE48126
CUT 09112	CUT 08112	AE48131BL	7 ft. (LH)	26	XH TS BL	E76370BL	CUT 05203	AE48125
CUT 07763		AE48135ST	7 ft. (RH)	24	XH ST PL	E76370ST	CUT 05087	AE48126
CUT 07767		AE48131ST	7 ft. (LH)	26	XH ST PL	E76370ST	CUT 05087	AE48125
CUT 07762		AE48135BT	7 ft. (RH)	24	XH BT PL	E76370BT	CUT 05171	AE48126
CUT 07766		AE48131BT	7 ft. (LH)	26	XH BT PL	E76370BT	CUT 05171	AE48125
CUT 07771		AE48134ST	8 ft. (RH)	31	XH ST PL	E76370ST	CUT 05087	AE48126
CUT 07775		AE48130ST	8 ft. (LH)	32	XH ST PL	E76370ST	CUT 05087	AE48125
CUT 07769	CUT 06769	AE48134, (AE43510)	8 ft. (RH)	31	XH TS PL	E76370	CUT 05170	AE48126
CUT 07773	CUT 06773	AE48130 (AE43519)	8 ft. (LH)	32	XH TS PL	E76370	CUT 05170	AE48125
CUT 09113	CUT 08113	AE48134BL	8 ft. (RH)	31	XH TS BL	E76370BL	CUT 05203	AE48126
CUT 09114	CUT 08114	AE48130BL	8 ft. (LH)	32	XH TS BL	E76370BL	CUT 05203	AE48125
CUT 07770		AE48134BT	8 ft. (RH)	31	H TS PL	E76370BT	CUT 05020	AE48126
CUT 07774		AE48130BT	8 ft. (LH)	32	H TS PL	E76370BT	CUT 05020	AE48125

Note: All of the above knifeheads have needle bearing 04064 (AE48137) and require knifehead pin 02323 (E77840). Please see page 15-76 for replacement knifehead pin repair kit. Certain older machines may require AE37582 knife drive arm for installation of above sickle.

Sickle Assemblies



**WINDROWERS
580, 590 (30')**

**MODEL 580: MACDON PRAIRIE MAC, RENN 1000, MASSEY-FERGUSON 35, WHITE 601,
MODEL 590**

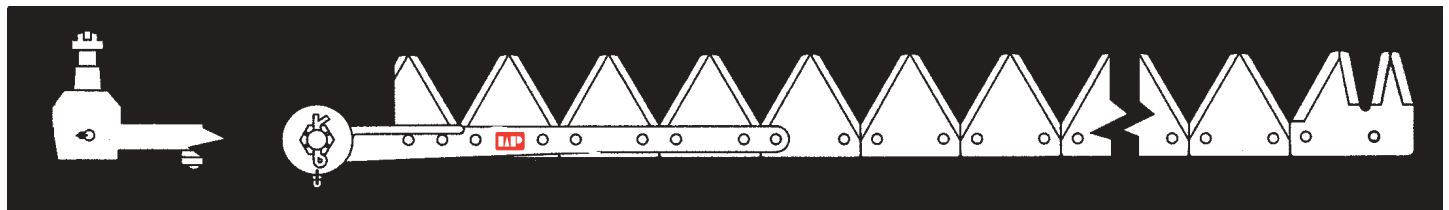


BOLT-ON NUMBER	RIVETED NUMBER	REPLACEMENT FOR	SICKLE LENGTH	NUMBER OF SECTIONS	TYPE OF SECTION	OEM SECTION PART NUMBER	WESTWARD SECTION PART NUMBER	HEAD NUMBER
CUT 07369	CUT 06369	AW20651	18 ft.	72	R US BL	W30344	CUT 05070	Headless
CUT 07368	CUT 06368	AW20651CR	18 ft.	72	R TS CR	22271CR	CUT 05004	Headless
CUT 07370	CUT 06370	AW20652CR	21 ft.	84	R TS CR	22271CR	CUT 05004	Headless
	CUT 06548	HAW20652CR	21 ft.	84	H TS CR	1046776M1	CUT 05003	Headless
CUT 07371	CUT 06371	AW20652	21 ft.	84	R US BL	W30344	CUT 05070	Headless
CUT 07373	CUT 06373	AW20653	25 ft. (1 pc.)	100	R US BL	W30344	CUT 05070	Headless
CUT 07372	CUT 06372	AW20653CR	25 ft. (1 pc.)	100	R TS CR	22271CR	CUT 05004	Headless
CUT 07606	CUT 06606	AW24760	30 ft. (1 pc.)	120	R US BL	W30344	CUT 05070	Headless



WINDROWERS

**780, 800, 830, 880, 2250, 2270
(12'-21') PLATFORMS 88, 120, 188, 220**



BOLT-ON NUMBER	RIVETED NUMBER	REPLACEMENT FOR	SICKLE LENGTH	NUMBER OF SECTIONS	TYPE OF SECTION	OEM SECTION PART NUMBER	WESTWARD SECTION PART NUMBER	HEAD NUMBER
CUT 07600	CUT 06600	AE28069	12 ft.	48	H US PL	H21530	CUT 05207	AE24247
CUT 07597	CUT 06597	AE28067	12 ft.	48	H TS PL	E45996	CUT 05060	AE24247
CUT 07597-LS		AE28067	12 ft.	48	H TS PL	E45996	CUT 05060	AE24247
CUT 07601	CUT 06601	AE28075	14 ft.	56	H US PL	H21530	CUT 05207	AE24247
CUT 07598	CUT 06598	AE28073	14 ft.	56	H TS PL	E45996	CUT 05060	AE24247
CUT 07598-LS		AE28073	14 ft.	56	H TS PL	E45996	CUT 05060	AE24247
CUT 07599	CUT 06599	AE23898	15 ft.	60	H TS PL	E45996	CUT 05060	AE24247
CUT 07602	CUT 06602	AE32359	16 ft.	64	H TS PL	E45996	CUT 05060	AE24247
CUT 07603	CUT 06603	AE23782	18 ft.	72	H TS PL	E45996	CUT 05060	AE24247
CUT 07604	CUT 06604	AE25476	21 ft.	84	H TS PL	E45996	CUT 05060	AE24247

LS = Spliced Knife Assemblies


Sickle Assemblies



WINDROWERS

2280, 2320, 2420, AUGER PLATFORMS 230, 240 (12', 14', 16')

DRAPER PLATFORMS 130, 135 (15', 18', 21', 25')



BOLT-ON NUMBER	RIVETED NUMBER	REPLACEMENT FOR	SICKLE LENGTH	NUMBER OF SECTIONS	TYPE OF SECTION	OEM SECTION PART NUMBER	WESTWARD SECTION PART NUMBER	HEAD NUMBER
CUT 07746	CUT 06746	AE48652	12 ft.	48	XH TS PL	E76370	CUT 05170	AE48125
CUT 07746-LS		AE48652	12 ft.	48	XH TS PL	E76370	CUT 05170	AE48125
CUT 07747	CUT 06747	AE48651	12 ft.	48	XH US PL	E76371	CUT 05066	AE48125
CUT 07747-LS		AE48651	12 ft.	48	XH US PL	E76371	CUT 05066	AE48125
CUT 09097	CUT 08097	AE48651BL	12 ft.	48	XH TS BL	E76370BL	CUT 05203	AE48125
CUT 09098		AE48652BLBT	12 ft.	48	XH BT BL	E76370BLBT	CUT 05174	AE48125
CUT 07749	CUT 06749	AE48654	14 ft.	56	XH TS PL	E76370	CUT 05170	AE48125
CUT 07749-LS		AE48654	14 ft.	56	XH TS PL	E76370	CUT 05170	AE48125
CUT 07750	CUT 06750	AE48655	14 ft.	56	XH US PL	E76371	CUT 05066	AE48125
CUT 07750-LS		AE48655	14 ft.	56	XH US PL	E76371	CUT 05066	AE48125
CUT 09100	CUT 08100	AE48654BL	14 ft.	56	XH TS BL	E76370BL	CUT 05203	AE48125
CUT 09101		AE48654BLBT	14 ft.	56	XH BT BL	E76370BLBT	CUT 05174	AE48125
CUT 07997	CUT 06997	AE38816	15 ft.	57	H TS PL	E45996	CUT 05060	AE48125
CUT 07752	CUT 06752	AE48657	16 ft.	64	XH TS PL	E76370	CUT 05170	AE48125
CUT 07753	CUT 06753	AE48656	16 ft.	64	XH US PL	E76371	CUT 05066	AE48125
CUT 07998	CUT 06998	AE48657BL	16 ft.	64	XH TS BL	E76370BL	CUT 05203	AE48125
CUT 09103		AE48657BLBT	16 ft.	64	XH BT BL	E76370BLBT	CUT 05174	AE48125
CUT 07754	CUT 06754	AE48599	18 ft.	70	XH TS PL	E76370	CUT 05170	AE48125
CUT 09102	CUT 08102	AE48599BL	18 ft.	70	XH TS BL	E76370BL	CUT 05203	AE48125
CUT 09104		AE48599BLBT	18 ft.	70	XH BT BL	E76370BLBT	CUT 05174	AE48125
CUT 07755	CUT 06755	AE48598	21 ft.	82	XH TS PL	E76370	CUT 05170	AE48125
CUT 09105	CUT 08105	AE48598BL	21 ft.	82	XH TS BL	E76370BL	CUT 05203	AE48125
CUT 09106		AE48598BLBT	21 ft.	82	XH BT BL	E76370BLBT	CUT 05174	AE48125
CUT 07756	CUT 06756	AE39178	25 ft.	98	XH TS PL	E76370	CUT 05170	AE48125
CUT 09107	CUT 08107	AE39178BL	25 ft.	98	XH TS BL	E76370BL	CUT 05203	AE48125
CUT 09108		AE39178BLBT	25 ft.	98	XH BT BL	E76370BLBT	CUT 05174	AE48125

Note: All of the above knifeheads have needle bearing 04064 (AE48137) and require knifehead pin 02323 (E77840). Please see page 15-76 for replacement knifehead pin repair kit. Certain older machines may require AE37582 knife drive arm for installation of above sickle.

LS = Spliced Knife Assemblies.

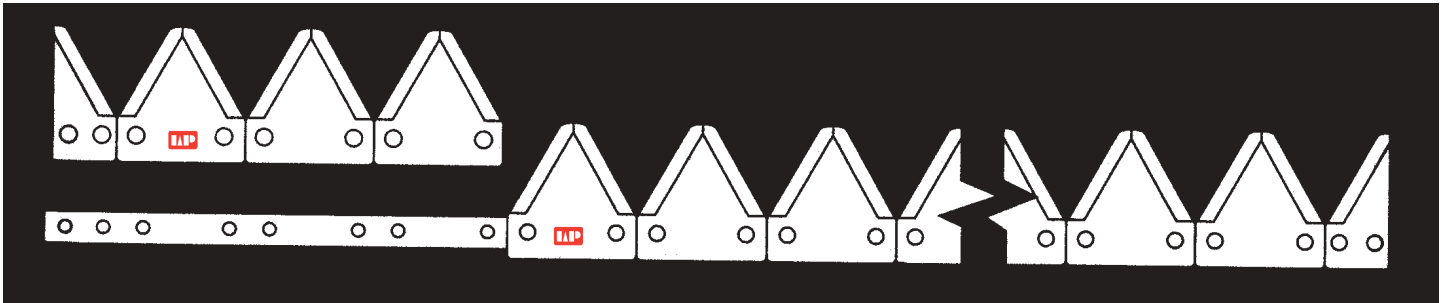
Sickle Assemblies



WINDROWERS

2360 WITH DRAPER HEADER

MACDON MULTI-CROP 7000, WHITE 6400, MASSEY-FERGUSON 885



BOLT-ON NUMBER	RIVETED NUMBER	REPLACEMENT FOR	SICKLE LENGTH	NUMBER OF SECTIONS	TYPE OF SECTION	OEM SECTION PART NUMBER	WESTWARD SECTION PART NUMBER	HEAD NUMBER
CUT 07622	CUT 06622	AW26341	15 ft.	59	H TS PL	W35888	CUT 05005	Headless
CUT 07626	CUT 06626	AW26341BL	15 ft.	59	XH TS BL	W35888BL	CUT 05123	Headless
CUT 07624		AW26341SS	15 ft.	59	XH TS SS	W35888SS	CUT 05182	Headless
CUT 07625		AW25029SS	18 ft.	71	XH TS CRSS	W35888CRSS	CUT 05139	Headless
CUT 07623	CUT 06623	AW25029	18 ft.	71	H TS PL	W35888	CUT 05005	Headless
CUT 07627	CUT 06627	AW25029BL	18 ft.	71	XH TS BL	W35888BL	CUT 05123	Headless
CUT 07551	CUT 06551	AW25030	21 ft.	83	H TS PL	W35888	CUT 05005	Headless
CUT 07628	CUT 06628	AW25030BL	21 ft.	83	XH TS BL	W35888BL	CUT 05123	Headless
CUT 07552		AW25030SS	21 ft.	83	X HTS SS	W35888SS	CUT 05182	Headless
CUT 07553	CUT 06553	AW25057	25 ft. (1 pc.)	99	H TS PL	W35888	CUT 05005	Headless
CUT 07629	CUT 06629	AW25057BL	25 ft. (1 pc.)	99	XH TS BL	W35888BL	CUT 05123	Headless
CUT 07555	CUT 06555	AW25058	30 ft. (1 pc.)	119	H TS PL	W35888	CUT 05005	Headless
CUT 07630	CUT 06630	AW25058BL	30 ft. (1 pc.)	119	XH TS BL	W35888BL	CUT 05123	Headless

Note: For 2360 with Auger Header and Double Knife Drive see MacDon Section

Black is the best finish choice for most Standard Serration applications today. The self-sharpening properties of our top-serrated sections and the high carbon content of the black steel create a section that is extremely durable, even when not plated. A chrome plated Standard Serration section may resist gumming under certain conditions, however black is less expensive than chrome and is more environmentally friendly.



Black



Chrome

Sickle Assemblies




WINDROWERS
3430, 3830 WITH 300 AND 300A + 1600A
TWIN KNIFE DRIVE (12'-16') PRIOR TO S/N 880, 000

LEFT HAND (LH)



RIGHT HAND (RH)



BOLT-ON NUMBER	RIVETED NUMBER	REPLACEMENT FOR	SICKLE LENGTH	NUMBER OF SECTIONS	TYPE OF SECTION	OEM SECTION PART NUMBER	WESTWARD SECTION PART NUMBER	HEAD NUMBER
CUT 07757	CUT 06757	AE48597	6 ft. (RH)	20	XH TS PL	E76370	CUT 05170	AE48126
CUT 07758	CUT 06758	AE48665	6 ft. (LH)	22	XH TS PL	E76370	CUT 05170	AE48125
CUT 09109	CUT 08109	AE48597BL	6 ft. (RH)	20	XH TS BL	E76370BL	CUT 05203	AE48126
CUT 09110	CUT 08110	AE48665BL	6 ft. (LH)	22	XH TS BL	E76370BL	CUT 05203	AE48125
CUT 07759		AE48597BT	6 ft. (RH)	20	XH BT PL	E76370BT	CUT 05171	AE48126
CUT 07760		AE48665BT	6 ft. (LH)	22	XH BT PL	E76370BT	CUT 05171	AE48125
CUT 07761	CUT 06761	AE48135	7 ft. (RH)	24	XH TS PL	E76370	CUT 05170	AE48126
CUT 07765	CUT 06765	AE48131	7 ft. (LH)	26	XH TS PL	E76370	CUT 05170	AE48125
CUT 09111	CUT 08111	AE48135BL	7 ft. (RH)	24	XH TS BL	E76370BL	CUT 05203	AE48126
CUT 09112	CUT 08112	AE48131BL	7 ft. (LH)	26	XH TS BL	E76370BL	CUT 05203	AE48125
CUT 07763		AE48135ST	7 ft. (RH)	24	XH ST PL	E76370ST	CUT 05087	AE48126
CUT 07767		AE48131ST	7 ft. (LH)	26	XH ST PL	E76370ST	CUT 05087	AE48125
CUT 07762		AE48135BT	7 ft. (RH)	24	XH BT PL	E76370BT	CUT 05171	AE48126
CUT 07766		AE48131BT	7 ft. (LH)	26	XH BT PL	E76370BT	CUT 05171	AE48125
CUT 07770		AE48134BT	8 ft. (RH)	31	H TS PL	E45996BT	CUT 05020	AE48126
CUT 07774		AE48130BT	8 ft. (LH)	32	H TS PL	E45996BT	CUT 05020	AE48125
CUT 07769	CUT 06769	AE48134	8 ft. (RH)	31	XH TS PL	E76370	CUT 05170	AE48126
CUT 07773	CUT 06773	AE48130	8 ft. (LH)	32	XH TS PL	E76370	CUT 05170	AE48125
CUT 09113	CUT 08113	AE48134BL	8 ft. (RH)	31	XH TS BL	E76370BL	CUT 05203	AE48126
CUT 09114	CUT 08114	AE48130BL	8 ft. (LH)	32	XH TS BL	E76370BL	CUT 05203	AE48125
CUT 07771		AE48134ST	8 ft. (RH)	31	XH ST PL	E76370ST	CUT 05087	AE48126
CUT 07775		AE48130ST	8 ft. (LH)	32	XH ST PL	E76370ST	CUT 05087	AE48125

Note: All of the above knifeheads have needle bearing 04064 (AE48137) and require knifehead pin 02323 (E77840). Please see page 15-76 for replacement knifehead pin repair kit. Certain older machines may require AE37582 knife drive arm for installation of above sickle.

Sickle Assemblies



**WINDROWERS
4890 WITH 890 PLATFORM**

LEFT HAND (LH)



RIGHT HAND (RH)

BOLT-ON NUMBER	RIVETED NUMBER	REPLACEMENT FOR	SICKLE LENGTH	NUMBER OF SECTIONS	TYPE OF SECTION	OEM SECTION PART NUMBER	WESTWARD SECTION PART NUMBER	HEAD NUMBER
CUT 09115		AE55769	7 ft. (LH)	25	XH TS PL	E76370	CUT 05170	Headless
CUT 09116		AE55770	7 ft. (RH)	25	XH TS PL	E76370	CUT 05170	Headless
CUT 09117		AE55771	8 ft. (LH)	29	XH TS PL	E76370	CUT 05170	Headless
CUT 09118		AE55772	8 ft. (RH)	29	XH TS PL	E76370	CUT 05170	Headless
CUT 09119		AE56459	9 ft. (LH)	33	XH TS PL	E76370	CUT 05170	Headless
CUT 09120		AE56460	9 ft. (RH)	33	XH TS PL	E76370	CUT 05170	Headless



**COMBINES
200 SERIES HEADERS 3300, 4400, 4420, 6600, 6620, 7700,
7720, 8820 FLEXHEAD PLATFORMS 213-230**



BOLT-ON NUMBER	RIVETED NUMBER	REPLACEMENT FOR	SICKLE LENGTH	NUMBER OF SECTIONS	TYPE OF SECTION	OEM SECTION PART NUMBER	WESTWARD SECTION PART NUMBER	HEAD NUMBER
See next two pages for Bolted Knives	CUT 08121	AH125750	13 ft.	50	XH TS PL	H130478	CUT 05190	AH89498
	CUT 08122	AH125751	15 ft.	58	XH TS PL	H130478	CUT 05190	AH89498
	CUT 08123	AH125752	16 ft.	62	XH TS PL	H130478	CUT 05190	AH89498
	CUT 06783	AH125753	18 ft.	70	XH TS PL	H130478	CUT 05190	AH89498
	CUT 06784	AH125754	20 ft.	78	XH TS PL	H130478	CUT 05190	AH89498
	CUT 06786	AH125755	22 ft.	86	XH TS PL	H130478	CUT 05190	AH89498
	CUT 06788	AH125756	24 ft.	94	XH TS PL	H130478	CUT 05190	AH89498
	CUT 06790	AH125757	30 ft.	118	XH TS PL	H130478	CUT 05190	AH89498

Sickle Assemblies



**COMBINES; 900 SERIES HEADERS 9400, 9500, 9600
200 SERIES HEADERS 3300, 4400, 4420, 6600, 6620, 7700,
7720, 8820 FLEXHEAD PLATFORMS 213-230**



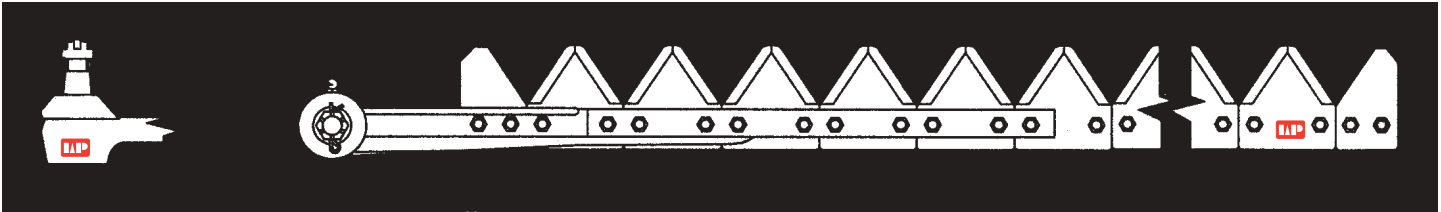
BOLT-ON NUMBER	RIVETED NUMBER	REPLACEMENT FOR	SICKLE LENGTH	NUMBER OF SECTIONS	TYPE OF SECTION	OEM SECTION PART NUMBER	WESTWARD SECTION PART NUMBER	HEAD NUMBER
CUT 09121		AH121076	13 ft.	50	XH TS PL	H125893	CUT 05063	AH121075, AH89498
CUT 09121-LS		AH121076	13 ft.	50	XH TS PL	H125893	CUT 05063	AH121075, AH89498
CUT 09124		AH121076BL	13 ft.	50	XH TS BL	H125893BL	CUT 05210	AH121075, AH89498
CUT 09125	CUT 08125	AH121076BT	13 ft.	50	XH BT PL	H130478BT	CUT 05158	AH121075, AH89498
CUT 09122		AH121077	15 ft.	58	XH TS PL	H125893	CUT 05063	AH121075, AH89498
CUT 09122-LS		AH121077	15 ft.	58	XH TS PL	H125893	CUT 05063	AH121075, AH89498
CUT 09126		AH121077BL	15 ft.	58	XH TS BL	H125893BL	CUT 05210	AH121075, AH89498
CUT 09127	CUT 08127	AH121077BT	15 ft.	58	XH BT PL	H130478BT	CUT 05158	AH121075, AH89498
CUT 09152-LS		AH121077BL	15 ft.	58	XH TS BL	H136807BL	CUT 05191	AH121075
CUT 09128		AH121077ST	15 ft.	58	XH ST PL	H130478ST	CUT 05088	AH121075
CUT 09129		AH121077-S	15 ft.	58	XH TS PL	H125893	CUT 05063	Headless
CUT 09129-LS		AH121077-S	15 ft.	58	XH TS PL	H125893	CUT 05063	Headless
CUT 07783		AH121079	18 ft.	70	XH TS PL	H125893	CUT 05063	AH121075, AH89498
CUT 07783-LS		AH121079	18 ft.	70	XH TS PL	H125893	CUT 05063	AH121075, AH89498
CUT 09130		AH121079BL	18 ft.	70	XH TS BL	H125893BL	CUT 05210	AH121075, AH89498
CUT 09131	CUT 08131	AH121079BT	18 ft.	70	XH BT PL	H130478BT	CUT 05158	AH121075, AH89498
CUT 09132		AH121079ST	18 ft.	70	XH ST PL	H130478ST	CUT 05088	AH121075, AH89498
CUT 07784		AH121081	20 ft.	78	XH TS PL	H125893	CUT 05063	AH121075, AH89498
CUT 07784-LS		AH121081	20 ft.	78	XH TS PL	H125893	CUT 05063	AH121075, AH89498
CUT 09133		AH121081BL	20 ft.	78	XH TS BL	H125893BL	CUT 05210	AH121075, AH89498
CUT 09134-LS		AH121081BL	20 ft.	70	XH TS BL	H136807BL	CUT 05191	AH121075
CUT 09135-LS		AH121081BTBL	20 ft.	70	XH BT BL	H125893BLBT	CUT 05212	AH121075
CUT 09136	CUT 08136	AH121081BT	20 ft.	78	XH BT PL	H130478BT	CUT 05158	AH121075, AH89498
CUT 07785		AH121081ST	20 ft.	78	XH ST PL	H130478ST	CUT 05088	AH121075, AH89498
CUT 09137		AH121081-S	20 ft.	78	XH TS PL	H125893	CUT 05063	Headless
CUT 09137-LS		AH121081-S	20 ft.	78	XH TS PL	H125893	CUT 05063	Headless

LS = Spliced Knife Assemblies.

Sickle Assemblies



**COMBINES: 900 SERIES HEADERS 9400, 9500, 9600
200 SERIES HEADERS 3300, 4400, 4420, 6600, 6620, 7700,
7720, 8820 FLEXHEAD PLATFORMS 213-230 (CONTINUED)**



Continued from previous page


BOLT-ON NUMBER	RIVETED NUMBER	REPLACEMENT FOR	SICKLE LENGTH	NUMBER OF SECTIONS	TYPE OF SECTION	OEM SECTION PART NUMBER	WESTWARD SECTION PART NUMBER	HEAD NUMBER
CUT 07786		AH121083	22 ft.	86	XH TS PL	H125893	CUT 05063	AH121075, AH89498
CUT 07786-LS		AH121083	22 ft.	86	XH TS PL	H125893	CUT 05063	AH121075, AH89498
CUT 09138		AH121083BL	22 ft.	86	XH TS BL	H125893BL	CUT 05210	AH121075, AH89498
CUT 09138-LS		AH121083BL	22 ft.	86	XH TS BL	H125893BL	CUT 05210	AH121075, AH89498
CUT 09139	CUT 08139	AH121083BT	22 ft.	86	XH BT PL	H130478BT	CUT 05158	AH121075, AH89498
CUT 07787		AH121083ST	22 ft.	86	XH ST PL	H130478ST	CUT 05088	AH121075, AH89498
CUT 07788		AH121085	24 ft.	94	XH TS PL	H125893	CUT 05063	AH121075, AH89498
CUT 07788-LS		AH121085	24 ft.	94	XH TS PL	H125893	CUT 05063	AH121075, AH89498
CUT 09140		AH121085BL	24 ft.	94	XH TS BL	H125893BL	CUT 05210	AH121075, AH89498
CUT 09140-LS		AH121085BL	24 ft.	94	XH TS BL	H125893BL	CUT 05210	AH121075, AH89498
CUT 09141-LS		AH121085BL	24 ft.	94	XH TS BL	H136807BL	CUT 05191	AH121075
CUT 09143	CUT 08143	AH121085BT	24 ft.	94	XH BT PL	H130478BT	CUT 05158	AH121075, AH89498
CUT 07789		AH121085ST	24 ft.	94	XH ST PL	H130478ST	CUT 05088	AH121075, AH89498
CUT 09144		AH121085-S	24 ft.	94	XH TS PL	H125893	CUT 05063	Headless
CUT 09144-LS		AH121085-S	24 ft.	94	XH TS PL	H125893	CUT 05063	Headless
CUT 09145		AH121221	25 ft.	100	XH TS PL	H125893	CUT 05063	AH121075, AH89498
CUT 09145-LS		AH121221	25 ft.	100	XH TS PL	H125893	CUT 05063	AH121075, AH89498
CUT 09146		AH121221BL	25 ft.	100	XH TS BL	H125893BL	CUT 05210	AH121075, AH89498
CUT 09147		AH121221ST	25 ft.	100	XH TS PL	H130478ST	CUT 05088	AH121075, AH89498
CUT 07790		AH121087	30 ft.	118	XH TS PL	H125893	CUT 05063	AH121075, AH89498
CUT 07790-LS		AH121087	30 ft.	118	XH TS PL	H125893	CUT 05063	AH121075, AH89498
CUT 09148		AH121087BL	30 ft.	118	XH TS BL	H125893BL	CUT 05210	AH121075, AH89498
CUT 09148-LS		AH121087BL	30 ft.	118	XH TS BL	H125893BL	CUT 05210	AH121075, AH89498
CUT 09149-LS		AH121087BL	30 ft.	118	XH TS BL	H136807BL	CUT 05191	AH121075
CUT 09150-LS		AH140393BTBL	30 ft.	118	XH BT BL	H125893BLBT	CUT 05212	AH121075
CUT 09151	CUT 08151	AH121087BT	30 ft.	118	XH BT PL	H130478BT	CUT 05158	AH121075, AH89498
CUT 07791		AH121087ST	30 ft.	118	XH ST PL	H130478ST	CUT 05088	AH121075

LS = Spliced Knife Assemblies.

Sickle Assemblies



**COMBINES: QUICK-TATCH PLATFORM 3300, 4400, 6600,
7700 RIGID PLATFORMS**



BOLT-ON NUMBER	RIVETED NUMBER	REPLACEMENT FOR	SICKLE LENGTH	NUMBER OF SECTIONS	TYPE OF SECTION	OEM SECTION PART NUMBER	WESTWARD SECTION PART NUMBER	HEAD NUMBER
CUT 09154	CUT 08154	AH84873	13 ft.	50	H TS PL	H84415	CUT 05067	AH75308
CUT 09154-LS		AH84873	13 ft.	50	H TS PL	H84415	CUT 05067	AH75308
CUT 09155	CUT 08155	AH84875	15 ft.	58	H TS PL	H84415	CUT 05067	AH75308
CUT 09155-LS		AH84875	15 ft.	58	H TS PL	H84415	CUT 05067	AH75308
CUT 07777	CUT 06777	AH84876	16 ft.	62	H TS PL	H84415	CUT 05067	AH75308
CUT 07777-LS		AH84876	16 ft.	62	H TS PL	H84415	CUT 05067	AH75308
	CUT 08153	AH84877	18 ft.	70	H TS PL	H84415	CUT 05067	AH75308
CUT 07779	CUT 06779	AH84878	20 ft.	78	H TS PL	H84415	CUT 05067	AH75308
CUT 07779-LS		AH84878	20 ft.	78	H TS PL	H84415	CUT 05067	AH75308
CUT 07781	CUT 06781	AH84880	24 ft.	94	H TS PL	H84415	CUT 05067	AH75308


LS = Spliced Knife Assemblies.

Extra Coarse Serration Profile


With seven serrations per inch the most aggressive in the industry, these Sickle Sections are best suited for coarse stemmed crops and dry cutting conditions. Their aggressive serration profile is designed to grab and hold dryer, large-stemmed stalks, cutting them cleanly and efficiently.



Sickle Sections



H130478
05190



E76373
05209



H136807
05179

TYPE OF SECTION
SM = Smooth
SS = Super 7 (7 serrations/inch) top serrated
BT = Big Tooth (10 serrations/inch)
ST = Saber Tooth (7 serrations/inch)
US = Under Serrated
TS = Top Serrated (14 serrations/inch)
TT = Tiger Tooth
TP = Twin Point
TJ = Tiger Jaw
CTSK = Countersunk

ORDER NUMBER	REPLACEMENT FOR	SECTION SIZE	TYPE OF SECTION	SECTION THICKNESS	SECTION FINISH	MACHINE	FASTENER PART NUMBER
CUT 05115	Z7029H	Shape 1	US	R	Black	All Mowers	01008 1/2 OH
CUT 05065	H21529	Shape 1	US	R	Plated		01008 1/2 OH
CUT 05114	Z6451H	Shape 1	SM	H	Black	Mower	01014 9/16 OH
CUT 05120	H21525	Shape 1	SM	H	Plated	Conditioners	01014 9/16 OH
CUT 05116	Z7030H	Shape 1	US	H	Black		01014 9/16 OH
CUT 05207	H21530	Shape 1	US	H	Plated	Windrowers	01014 9/16 OH
CUT 05060	E45996	Shape 1	TS	H	Plated		01014 9/16 OH
CUT 05111	E45996BL	Shape 1	TS	H	Black	Windrowers	01014 9/16 OH
CUT 05020	E45996BT	Shape 1	BT	H	Plated		01014 9/16 OH
CUT 05208	E45996BLBT	Shape 1	BT	H	Black		01014 9/16 OH
CUT 05204	E76372	Shape 1	SM	XH	Black		01012 5/8 OH
CUT 05209	E76373	Shape 1	US	XH	Black	Dura Cut Replacement	01012 5/8 OH
CUT 05066	E76371	Shape 1	US	XH	Plated	Dura Cut Replacement	01012 5/8 OH
CUT 05203	E76370BL	Shape 1	TS	XH	Black		01012 5/8 OH
CUT 05165	E76370BLST	Shape 1	ST	XH	Black		01012 5/8 OH
CUT 05087	E76370ST	Shape 1	ST	XH	Plated		01012 5/8 OH
CUT 05170	E76370	Shape 1	TS	XH	Plated	Dura Cut Replacement	01012 5/8 OH
CUT 05171	E76370BT	Shape 1	BT	XH	Plated		01012 5/8 OH
CUT 05174	E76370BLBT	Shape 1	BT	XH	Black		01012 5/8 OH
CUT 05070	W30344	Shape 3	US	R	Black	Windrower 580, 590	01008 1/2 OH
CUT 05002	W30344CR	Shape 3	US	R	Plated	Windrower 580, 590	01008 1/2 OH
CUT 05123	W35888BL	Shape 3	TS	XH	Black	Windrower 2360	01012 5/8 OH
CUT 05139	W35888STCR	Shape 3	TSST	XH	Plated	Windrower 2360	01012 5/8 OH
CUT 05156	W35888BT	Shape 3	TSBT	XH	Black	Windrower 2360	01012 5/8 OH
CUT 05182	W35888ST	Shape 3	TSST	XH	Black	Windrower 2360	01012 5/8 OH
CUT 05005	W35888	3 x 3 7/32"	TS	H	Plated	Windrower 2360	01014 9/16 OH
CUT 05121	P49650	3 x 3-1/4"	TS	H	Black	Combines 30-105	01010 1/4 OH
CUT 05175	H21527	3 x 3-1/4"	TS	H	Plated		01010 1/4 OH
	E130477						
CUT 05061	H84413	Shape 13	TS	H	Black	Combines 3300-8820	01014 9/16 OH
CUT 05067	H84415	Shape 13	TS	H	Plated		01014 9/16 OH
CUT 05177	H84415BT	Shape 13	BT	H	Plated		01014 9/16 OH
CUT 05190	H130478	Shape 13	TS	XH	Plated	Dura Cut Replacement	01012 5/8 OH
CUT 05210	H125893BL	Shape 13	TS (CTSK)	XH	Black		01011 5/8 CS
CUT 05158	H130478BT	Shape 13	BT	XH	Plated	900 Series Headers	01012 5/8 OH
CUT 05088	H130478ST	Shape 13	ST	XH	Plated		01012 5/8 OH
CUT 05063	H125893	Shape 13	TS (CTSK)	XH	Plated		01011 5/8 CS
CUT 05211	H130478BL	Shape 13	TS	XH	Black		01102 5/8 OH
CUT 05212	H125893BLBT	Shape 13	BT (CTSK)	XH	Black		01101 5/8 CS
CUT 05173	H125893BT	Shape 13	BT (CTSK)	XH	Plated		01011 5/8 CS
CUT 05179	H136807	Shape 13	TS (CTSK)	XH	Plated	Dura Lite Replacement	01011 5/8 CS
CUT 05191	H136807BL	Shape 13	TS (CTSK)	XH	Black	900 Series Headers	01011 5/8 CS
CUT 05134	H160251ST	Shape 13	ST TS (CTSK)	XH	Plated	Dura Lite Replacement	01011 5/8 CS
CUT 05213	H130478BT	Shape 13	ST (CTSK)	XH	Black	900 Series Headers	01011 5/8 CS
CUT 05214	H136807BT	Shape 13	BT (CTSK)	XH	Plated	900 Series Headers	01011 5/8 CS
CUT 03362	H81499	Half Section	SM	H	Plated	Combines 3300-8820	01014 9/16 OH

Cutter Bar Components

ORDER NUMBER	REPLACEMENT FOR	DESCRIPTION	MACHINE
CUT 02324	H28076H	Sickle Head	Mowers
CUT 02326	AE24247	Sickle Head	Mower Cond. Windrower (older) (Stud Style)
CUT 02035	AE48587	Sickle Head	Mowers
CUT 04065	H62221	Knife Head Pin	For Head #02035
CUT 02339	AE48583	Sickle Head	Mowers
CUT 02333	AH75308	Sickle Head	Combines Quick-Tatch
CUT 02341	AH21346H	Sickle Head	Combines 55, 95, 105
CUT 02327	AE48125	Sickle Head LH	Mower Cond.
CUT 02329	AE48126	Sickle Head RH	Mower Cond.
CUT 02323	E77840	Knifehead Pin	Windrower with Needle Bearing
CUT 04064	AE48137	Needle Bearing	
CUT 04063	E78721	Seal	
CUT 02340		Cap Plug	
CUT 02322		Knifehead Pin Kit	
CUT 02068	23377	Sickle Head	Windrowers 580
CUT 02106	37835	Sickle Head	Windrower 2360 Draper Head
CUT 02107	34388	Sickle Head LH	Windrower 2360 Auger Head
CUT 02108	34895	Sickle Head RH	Windrower 2360 Auger Head
CUT 02313	21866	Bearing	for Head #02106
CUT 02314	37930	Seal	for Head #02106
CUT 02302	26321	Knifehead Pin	for Head #02106
CUT 02335	AH89498 AH121075	Sickle Head	Comb./200 Series Comb./900 Series
CUT 04067	H88225	Knifehead Strap	Comb./200 Series
CUT 04068	Z5204H	Outer Shoe Plate	Most Mowers
CUT 04071	AH11948H	Outer Sole	Mowers
CUT 04072	H24076H	Inner Sole	Mowers
CUT 04073	Z5870H	Head Wear Plate	Mowers
CUT 04075	H28286	Pitman Wood 36 - 13/16"	Mower 8W, 9W
CUT 04076	Z9298H	Pitman Wood 33 - 7/8"	Mower 5
CUT 04077	Z9913H	Pitman Wood 26 - 3/4"	Mower 8, 9



CUT 02324



CUT 02035



CUT 02326



CUT 02327



CUT 02329



CUT 02335



CUT 02322



CUT 04065



CUT 04068



CUT 04071



CUT 04072



CUT 04073



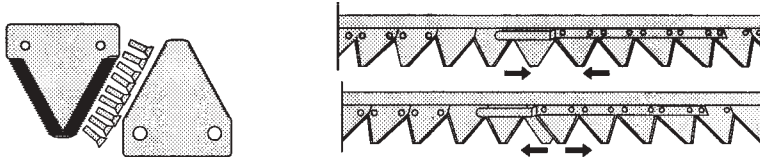
CUT 04077

Splice Kits Extras

PART NUMBER	DESCRIPTION
CUT 01127	Splice kit bolts & nut, 12 each per package
CUT 08054	Splice kit 2 1/16" hole spacing - kit contains 2 straps along with the bolts & nuts JD, NH, Case IH
CUT 08055	Splice kit 2" hole spacing - kit contains 2 straps along with the bolts & nuts Combines, Mowers & Mower Conditioners, All Others

Overlap Sections

APPLICATION: WINDROWER 300 DOUBLE DRIVE



PACKAGES OF 10

PART NUMBER	REPLACES	SECTION SIZE	DESCRIPTION	FASTENER SIZE	FASTENER PART NUMBER
CUT 03341	E71947	3 x 3 3/16	HTSCR-TOPCS	5/8CS	01011
CUT 03342	E71948	3 x 3 3/16	HTSCR-BTMCS	5/8CS	01011
CUT 03350	SSE71947	3 x 3 3/16	SSHTSCR-TOPCS	5/8CS	01011
CUT 03351	SSE71948	3 x 3 3/16	SSHTSCR-BTMCS	5/8CS	01011

OVERLAP SECTION SETS - CARDED

PART NUMBER	REPLACES	CONTAINS
CUT 03307	HE4002	(3) 03341 (1) 03342 c/w rivets

UNIVERSAL END SECTIONS

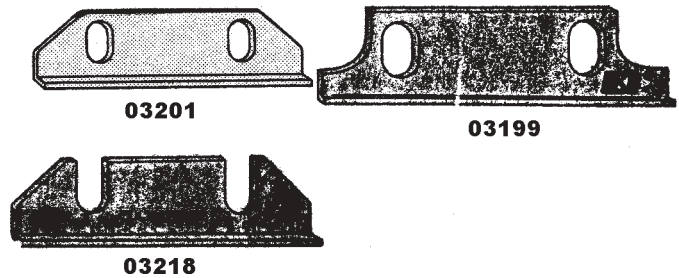
PACKAGED IN CARDS OF TWO
APPLICATION: ALL MOWERS, MOWER CONDITIONERS & WINDROWERS WITH STANDARD CUTTERBAR



ORDER NUMBER	DESCRIPTION
CUT 03325	2 End Sections under serrated chrome RH
CUT 03315	2 End Sections top serrated chrome RH
CUT 03319	2 End Sections top serrated chrome LH for use in Twin Sickle Application
CUT 03327	2 End Sections top serrated super seven chrome RH
CUT 03318	2 End Sections under serrated chrome LH
CUT 03320	2 End Sections top serrated black RH
CUT 03321	2 End Sections top serrated black LH
CUT 03358	2 End Sections top serrated chrome 1LH, 1RH
CUT 03359	2 End Sections top serrated black 1LH, 1RH
CUT 03357	2 End Sections top serrated super seven chrome LH

Wear Plates

ORDER NUMBER	DESCRIPTION	MACHINE
CUT 03201	Wear Plate	All Combines
CUT 03199	Wear Plate 6"	Alternative to 03201
CUT 03218	Wear Plate 6" Slotted	Alternative to 03201



Hold Down Clips

PART NUMBER	REPLACEMENT	DESCRIPTION	APPLICATION
CUT 03000	36656, XL1000	Lo Arch	Mowers, mower conditioners, combines
CUT 03001	36657	Hi Arch	Mowers, mower conditioners, combines
CUT 03011	E47955, BSL600	Lo Arch	Mowers, mower conditioners, combines
CUT 03012	BSH500	Hi Arch	Mowers, mower conditioners, combines
CUT 03025	BSL600 Adjustable	Lo Arch Adjustable	For sections

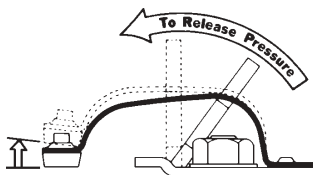
ADJUSTABLE CLIPS

PART NUMBER	REPLACES	DESCRIPTION / APPLICATION
CUT 03019	XL2000ADJ	Lo Arch
CUT 03020	XH2000ADJ	Hi Arch
CUT 03022	XLA	Clip Arch Only, Low
CUT 03024	RB100	Rubber Elastomer

Sic-L-Clips



- Saves wear on sickle sections.
- Quiets mower & extends sickle life.
- Allows increased cutting speed.
- High carbon steel spring holds sickle sections against ledger plates for improved cutting.
- Replaceable "Nylatron" wear strip.
- Fully plated to prevent rust.
- No adjustment necessary for wear.



Exclusive "Snap-Action" Release
A "flip of the lever" releases pressure for removing Sickle Bar!


PART NO.	REPLACES	DESCRIPTION
CUT 03006	SLC-330	Standard model for 3/8" bolts
CUT 03007	SLC-331	*Hi-Clear model for 3/8" bolts
CUT 03008	SLC-370	Standard model for 7/16" bolts
CUT 03009	SLC-371	*Hi-Clear model for 7/16" bolts
CUT 03010	SLC-400	Replaceable Nylatron wear strip

*Recommended for bolted sections

FITS JOHN DEERE

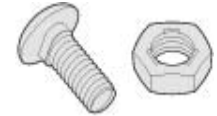
Bolt-On Fasteners

7/32" DIAMETER



PART NO.	REPLACES	DESCRIPTION
CUT 01100	TJ55BN	5/8" standard section bolt w/nut (pkg. of 100)
CUT 01101	TJ85BN	1" head bolt w/nut (pkg. of 25)
CUT 01102	TJ95BN	1 1/4" head bolt w/nut (pkg. of 25)
CUT 01107	TJ1224N	Replacement Lock Nut (each)

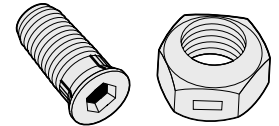
1/4" DIAMETER



PART NO.	DESCRIPTION
CUT 01115	1/4" x 5/8" section bolt w/nut (pkg. of 50)
CUT 01119	1/4" x 1 1/4" head bolt w/nut (pkg. of 25)
CUT 01116	1/4" replacement lock nut (each)

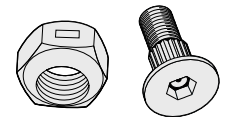
FOR J.E. LOVE, HART-CARTER & VERSATILE ASSEMBLIES - 60° CTSK

PART NO.	REPLACES	DESCRIPTION
CUT 01120		5/8" section bolt w/nut for J.E. Love & Hart-Carter (pkg. of 20)
CUT 01118	BVB916BN	9/16" section bolt w/nut to fit original equipment Versatile sickles (pkg. of 50)
CUT 01117	BVB100BN	1" head bolt w/nut to fit original equipment Versatile sickles (pkg. of 25)
CUT 01121		1 1/4" head bolt w/nut for J.E. Love & Hart-Carter (pkg. of 25)
CUT 01107	TJ1224N	Replacement lock nut (each)



FOR TWIN SICKLE BOLTED ASSEMBLIES - 82° CTSK

PART NO.	DESCRIPTION
CUT 01109	1/2" CS Overlap Bolt with low profile nut for Double drive sickles (use with Allen Wrench) (pkg. of 50)



Plated Rivets (For Sections, Heads & Guard Plates)

ONE POUND PACKAGES

PART NO.	SIZE	LENGTH	QUANTITY*
CUT 01000	1/4" OH	1 1/4"	50
CUT 01001	#5 1/2 CS	1 1/4"	80
CUT 01002	#5 1/2 OH	1 1/4"	65
+CUT 01003	#6 CS	1 1/4"	40
CUT 01004	1/4" OH	1"	50
CUT 01005	#5 1/2 CS	1"	100
CUT 01006	#5 1/2 OH	1"	85
CUT 01007	#5 1/2 CS	1/2"	185
CUT 01008	#5 1/2 OH	1/2"	125
CUT 01009	#5 1/2 OH	3/8"	155
CUT 01010	1/4" OH	5/8"	70
CUT 01011	#5 1/2 CS	5/8"	160
CUT 01012	#5 1/2 OH	5/8"	125
CUT 01013	#5 1/2 CS	9/16"	165
CUT 01014	#5 1/2 OH	9/16"	125
CUT 01015	#5 1/2 CS	15/16"	95
CUT 01016	#5 1/2 OH	15/16"	95

+1/2 lb. box / *Approximate Quantity per box

FIFTEEN POUND PACKAGES

PART NO.	SIZE	LENGTH	QTY.*
CUT 01030	#5 1/2 OH	1/2"	2175
CUT 01031	#5 1/2 OH	5/8"	1860
CUT 01032	#5 1/2 OH	9/16"	1995

*Approximate quantity per box

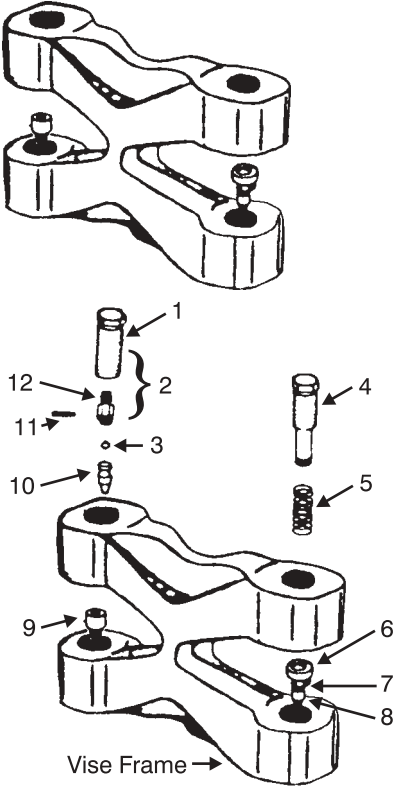


OH = OVAL HEAD

CS = COUNTERSUNK HEAD

Rivet Vise for Sickles

COMBINATION RIVET PUNCH & RIVETER CHANGES SECTIONS IN THE FIELD WITHOUT REMOVING KNIFE!

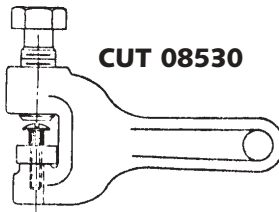


ITEM	PART NO.	REPLACES	DESCRIPTION
	CUT 08500	RV-10	Combination rivet punch & riveter
	CUT 08501	RV-K3A	Repair kit for rivet vise (contains knockout punch, bearing ball & pin)
	CUT 08502	RV-A33	Rivet set anvil for countersunk rivets
1	CUT 08509	RV-1670	Knockout screw body, female
2	CUT 08507	RV-1672	Knockout screw assembly
3	CUT 08512	9/32"	diameter ball
4	CUT 08503	RV-1671	Riveting screw
5	CUT 08505	RV-1675	Riveting screw spring
6	CUT 08504	RV-1674	Riveting screw cup
7	CUT 08514	RV-1676	Retainer ring
8	CUT 08511	RV-114A-34	Rivet set anvil
9	CUT 08508	RV-114A-35	Knockout anvil
10	CUT 08506	RV-114A-27	Knockout punch
11	CUT 08513	1/8 x 7/16	1/8" x 7/16" roll pin
12	CUT 08510	RV-116A-28	Knockout screw - punch holder, male

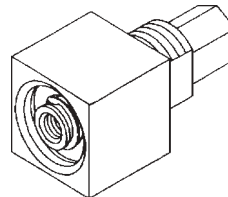
Sickle Bolt Tool

SICKLE BOLT TOOL

PART NO.	REPLACES	DESCRIPTION
CUT 08530	BT100	Section bolt tool
CUT 08531	BS101	Bolt drive Screw
CUT 08532	T55	Pocket size tool
CUT 08533		Section Bolt tool



CUT 08530



CUT 08532



CUT 08533

WP Grain Lifter

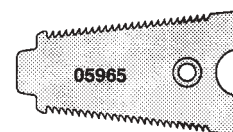
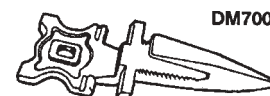
- Manufactured by European OEM manufacturer ensuring quality material & workmanship
- Universal design fits most swather and combine applications up to and including 7/16" guard bolts
- Painted black to reduce eye strain



PART NO.
GUA GS2

Malleable Guards

PART NUMBER	REPLACES	HERSCHEL NUMBER	DESCRIPTION	APPLICATION
GUA DM700	AZ3441H AZ2131H	G81-0803	Center malleable	All mowers
CUT 04021	AZ3442H AZ2132H DM700-R	G81-0805	Outer malleable	All mowers
CUT 05965	DF780	P44-0667	Ledger plate	DM700 Guard
CUT 05968	Z5110H	P44-0646	Ledger plate	Mowers with AZ3441 guard
CUT 01003	1 1/4 x 6 CS		Ledger plate rivet	1/2 lb. box



Forged Steel Guards

PART NO.	REPLACES	HERSCHEL NO.	DESCRIPTION	APPLICATION
GUA WP220	E48093 (up to '78)	G81-0100	Two Prong	Mowers, M/C & Windrowers- All except 300 Series Twin Drive Header
GUA WP221	E52667 (after '78), E62000	G81-0113	Two prong	Mowers, M/C & Windrowers - All except 300 Series Twin Drive Header
GUA WP222	E72428	G81-0147	Double Heat Treated	M/C, Windrower 300 Series Twin Drive
GUA WP240	H75386, H61954	G81-0020	Two Prong	Combines - All
GUA WP340	H25603	G81-0026	Three Prong	Combines - All
GUA WP235	W30341	G81-0070	2 Prong	580 Windrower
GUA WP215	23064, 28013, W35894	G81-0095	2 Prong	590, 2360 Windrower
GUA 2191WP	Optional	G81-0098	2 Prong Double Hardened	590, 2360 Windrower
GUA WP909	E88909		2 Prong High Trash Bar	Windrowers 300 Series Platforms, 1600A, 1219. Has bar at back of guard
GUA WP910	E88910		2 Prong	Windrowers 300 Series Platforms. 1600A, 1219. No bar at back of guard.
GUA WP508	H213508		3 Prong SLS	900D Draper Platforms 600R and 600F Platforms
GUA WP719	H153719, H171031, H145791, H113571		Double Heat Treated	200 and 900 Series Platforms



Pick-up Guards

Use these sturdy, field-tested guards to reduce harvesting loss.

PART NUMBER	MANUFACTURER	DESCRIPTION	APPLICATION
GUA 8B	International	Gateman Guard	Combines, windrowers, binders & mowers having vertically bolted sickle guards that stand rather level
GUA 4S	Herschel	Tiger Jaw Guard	All Tiger Jaw Applications, Combines



Guard Bolts

#3 Head N/C Plated Grade 5 w/nuts) Packs of 50

PART NUMBER	DESCRIPTION
BLT 1301	3/8" x 1 1/4"
BLT 1302	3/8" x 1 1/2"
BLT 1307	3/8" x 1 3/4"
BLT 1700	7/16" x 1 1/4"
BLT 1701	7/16" x 1 1/2"
BLT 1702	7/16" x 1 3/4"
BLT 1703	7/16" x 2"

Carriage Bolts Plated

PART NO.	SIZE	DESCRIPTION
BLT CB206125	3/8" x 1 1/4"	Carton of 100
BLT CB206150	3/8" x 1 1/2"	Carton of 100
BLT FN3/8	3/8" Nut	Carton of 100
BLT CB207150	7/16" x 1 1/2"	Carton of 50
BLT FN7/16	7/16" Nut	Carton of 50



Swather & Combine Reel Bats

The reel bat is designed for combines and swathers. It is also ideal for many other applications. It is made by roll forming .031" wipe coat galvanized steel which has a matte grey appearance. It can be painted easily if desired.

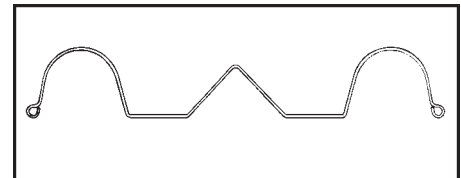
MUST BE CUT AND DRILLED TO CUSTOMER'S SPECIFICATIONS. FOR ALL POPULAR MAKES.

PART NUMBER	DESCRIPTION
CUT 09008	21' reel bat
CUT 09004	21' reel bat painted black*
CUT 09009	22' reel bat
CUT 00905	22' reel bat painted black*
CUT 09010	25' reel bat
CUT 09006	25' reel bat painted black*
CUT 09011	30' reel bat
CUT 09007	30' reel bat painted black*

*Painted reel bats manufactured by HCC



Reel bat used for swather.



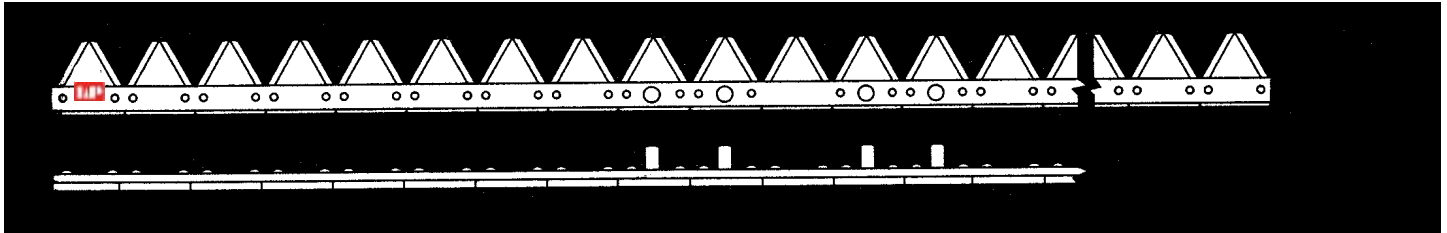
Reel bat profile.

FITS J.E. LOVE

Sickle Assemblies



**COMBINES:
FLOATING CUTTER BARS WITH COUNTERSUNK FASTENERS**



BOLT-ON NUMBER	RIVETED NUMBER	REPLACEMENT FOR	SICKLE LENGTH	NUMBER OF SECTIONS	TYPE OF SECTION	OEM SECTION PART NUMBER	WESTWARD SECTION PART NUMBER	HEAD NUMBER
CUT 07455	CUT 06455	CF13C2	13 ft.	54	XH TS PL	L192DPL	CUT 05072	Studs
CUT 07456	CUT 06456	CF13C2BT	13 ft.	54	XH BT PL	L192DPLBT	CUT 05159	Studs
CUT 07457	CUT 06457	CF15C2	15 ft.	62	XH TS PL	L192DPL	CUT 05072	Studs
CUT 07458	CUT 06458	CF15C2BT	15 ft.	62	XH BT PL	L192DPLBT	CUT 05159	Studs
CUT 07459	CUT 06459	CF16C2	16 ft.	66	XH TS PL	L192DPL	CUT 05072	Studs
CUT 07460	CUT 06460	CF16C2BT	16 ft.	66	XH BT PL	L192DPLBT	CUT 05159	Studs
CUT 07461	CUT 06461	CF18C2	18 ft.	74	XH TS PL	L192DPL	CUT 05072	Studs
CUT 07462	CUT 06462	CF18C2BT	18 ft.	74	XH BT PL	L192DPLBT	CUT 05159	Studs
CUT 07463	CUT 06463	CF20C2	20 ft.	82	XH TS PL	L192DPL	CUT 05072	Studs
CUT 07464	CUT 06464	CF20C2BT	20 ft.	82	XH BT PL	L192DPLBT	CUT 05159	Studs
CUT 07465	CUT 06465	CF22C2	22 ft.	90	XH TS PL	L192DPL	CUT 05072	Studs
CUT 07466	CUT 06466	CF22C2BT	22 ft.	90	XH BT PL	L192DPLBT	CUT 05159	Studs
CUT 07467	CUT 06467	CF24C2	24 ft.	98	XH TS PL	L192DPL	CUT 05072	Studs
CUT 07468	CUT 06468	CF24C2BT	24 ft.	98	XH BT PL	L192DPLBT	CUT 05159	Studs

Note: These sickles use a countersunk fastener.

Bolt-On Fasteners

FOR J.E. LOVE, HART-CARTER & VERSATILE ASSEMBLIES - 60° CTSK

PART NO.	REPLACES	DESCRIPTION
CUT 01120		5/8" section bolt w/nut for J.E. Love & Hart-Carter (pkg. of 20)
CUT 01118-20	BVB916BN	9/16" section bolt w/nut to fit original equipment Versatile sickles (pkg. of 20)
CUT 01117	BVB100BN	1" head bolt w/nut to fit original equipment Versatile sickles (pkg. of 25)
CUT 01121		1 1/4" head bolt w/nut for J.E. Love & Hart-Carter (pkg. of 25)
CUT 01107	TJ1224N	Replacement lock nut (each)



Sickle Sections



05012

TYPE OF SECTION
SM = Smooth
SS = Super 7 (7 serrations/inch) top serrated
BT = Big Tooth (10 serrations/inch)
ST = Saber Tooth (7 serrations/inch)
US = Under Serrated
TS = Top Serrated (14 serrations/inch)
TT = Tiger Tooth
TP = Twin Point
TJ = Tiger Jaw
CTSK = Countersunk


ORDER NUMBER	REPLACEMENT FOR	SECTION SIZE	TYPE OF SECTION	SECTION THICKNESS	SECTION FINISH	MACHINE	FASTENER PART NUMBER
CUT 05071	L192D (CTSK)	Shape 11	TS	XH	Black	All Floating Headers	01011 5/8 CS
CUT 05072	L192DPL (CTSK)	Shape 11	TS	XH	Plated		01011 5/8 CS
CUT 05159	L192DPLBT (CTSK)	Shape 11	BT	XH	Plated		01011 5/8 CS
CUT 05215	L192DBT (CTSK)	Shape 11	BT	XH	Black		01011 5/8 CS
CUT 05012	L193	Shape 11	TS	XH	Black		01012 5/8 OH
CUT 05216	L193BT	Shape 11	BT	XH	Black		01012 5/8 OH
CUT 05132	L193PL	Shape 11	TS	XH	Plated		01012 5/8 OH
CUT 05143	L212A (CTSK)	Twin Point Shape 8	TS	XH	Black	King Kut	01011 5/8 CS
CUT 05144	L212ABT (CTSK)	Twin Point Shape 8	BT	XH	Black		01011 5/8 CS
CUT 05155	1/2 Section	Tiger Jaws					

Cutter Bar Components

ORDER NUMBER	REPLACEMENT FOR	DESCRIPTION	MACHINE
CUT 03201	L220	Wear Plate	All Floating Headers
CUT 03004	L221	Low Knife Clip	All Floating Headers
CUT 03025		Low Arch Adjustable	All Floating Headers



03025



03201

Forged Steel Guards

PART NUMBER	REPLACES	HERSCHEL NUMBER	DESCRIPTION	APPLICATION
GUA WP275	LB208, LB214	G81-0130	2 Prong	Floating cutter bars




WP275

Sickle Assemblies




MOWER CONDITIONERS: 4000



BOLT-ON NUMBER	RIVETED NUMBER	REPLACEMENT FOR	SICKLE LENGTH	NUMBER OF SECTIONS	TYPE OF SECTION	OEM SECTION PART NUMBER	WESTWARD SECTION PART NUMBER	HEAD NUMBER
CUT 07865		36931	9 ft.	37	XH TS BL	34390	CUT 05123	Headless
CUT 07834		36931ST	9 ft.	37	XH ST BL	102053	CUT 05182	Headless



WINDROWERS: 942 MULTI-CROP HEADER AND 741, 941 HAY CONDITIONER WITH SINGLE DRIVE

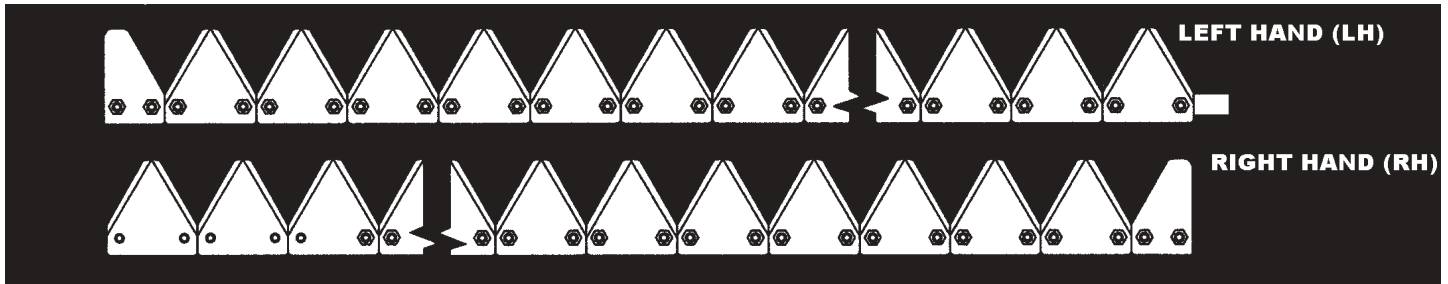


BOLT-ON NUMBER	RIVETED NUMBER	REPLACEMENT FOR	SICKLE LENGTH	NUMBER OF SECTIONS	TYPE OF SECTION	OEM SECTION PART NUMBER	WESTWARD SECTION PART NUMBER	HEAD NUMBER
CUT 07866		38632	12 ft.	47	XH TS BL	34390	CUT 05123	Headless
CUT 07839		38632ST	12 ft.	47	XH ST BL	102053	CUT 05182	Headless

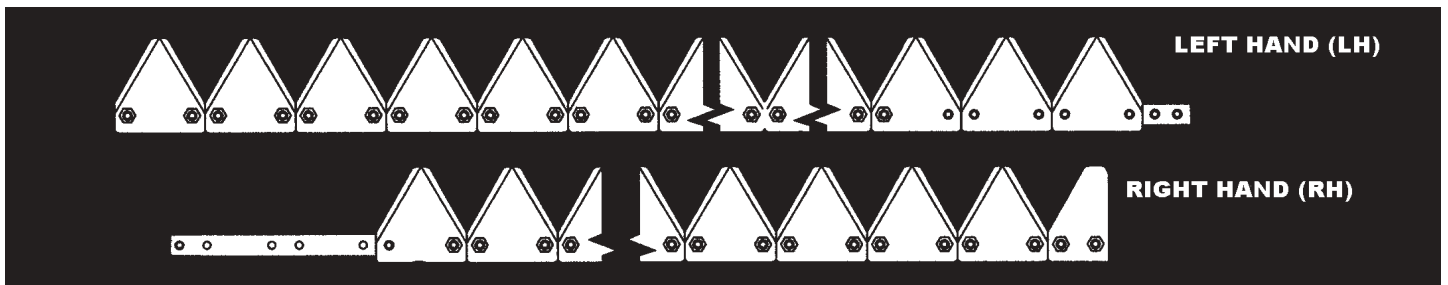
WINDROWER 940 SINGLE DRIVE

BOLT-ON NUMBER	RIVETED NUMBER	REPLACEMENT FOR	SICKLE LENGTH	NUMBER OF SECTIONS	TYPE OF SECTION	OEM SECTION PART NUMBER	WESTWARD SECTION PART NUMBER	HEAD NUMBER
CUT 07839		38632ST	12 ft.	47	XH TS BL	34390SSCR	CUT 05182	Headless
CUT 07624		38633ST, 43078	15 ft.	57	XH TS BL	102053	CUT 05182	Headless
CUT 07625		38634ST	18 ft.	71	XH TS CR	34390SSCR	CUT 05139	Headless

Sickle Assemblies



WINDROWERS: 942 MULTI-CROP HEADER AND 741, 941 HAY CONDITIONER WITH DOUBLE DRIVE


BOLT-ON NUMBER	RIVETED NUMBER	REPLACEMENT FOR	SICKLE LENGTH	NUMBER OF SECTIONS	TYPE OF SECTION	OEM SECTION PART NUMBER	WESTWARD SECTION PART NUMBER	HEAD NUMBER
CUT 07646		155062	7 ft. (LH)	29	XH TS BL	34390	CUT 05123	Headless
CUT 07644		155062ST	7 ft. (LH)	29	XH ST BL	102053	CUT 05182	Headless
CUT 09160		155062PLST	7 ft. (LH)	29	XH ST PL	102053PL	CUT 05139	Headless
CUT 07867		155078	8 ft. (RH)	31	XH TS BL	34390	CUT 05123	Headless
CUT 07840		155078ST	8 ft. (RH)	31	XH ST BL	102053	CUT 05182	Headless
CUT 09161		155078PLST	8 ft. (RH)	31	XH ST PL	102053PL	CUT 05139	Headless
CUT 07870		155066	9 ft. (LH)	37	XH TS BL	34390	CUT 05123	Headless
CUT 07842		155066ST	9 ft. (LH)	37	XH ST BL	102053	CUT 05182	Headless
CUT 09162		155066PLST	9 ft. (LH)	37	XH ST PL	102053PL	CUT 05139	Headless
CUT 07869		155067	9 ft. (RH)	35	XH TS BL	34390	CUT 05123	Headless
CUT 07841		155067ST	9 ft. (RH)	35	XH ST BL	102053	CUT 05182	Headless
CUT 09163		155067PLST	9 ft. (RH)	35	XH ST PL	102053PL	CUT 05139	Headless

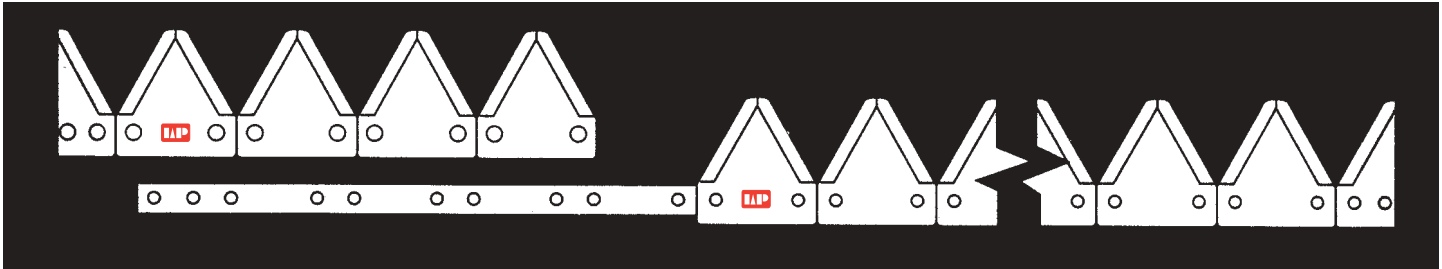

WINDROWERS: 960, 962 (30' & 36') DOUBLE AND TRIPLE DELIVERY HARVEST HEADERS


BOLT-ON NUMBER	RIVETED NUMBER	REPLACEMENT FOR	SICKLE LENGTH	NUMBER OF SECTIONS	TYPE OF SECTION	OEM SECTION PART NUMBER	WESTWARD SECTION PART NUMBER	HEAD NUMBER
CUT 07871		49667	21 ft. (LH)	83	XH TS BL	34390	CUT 05123	Headless
CUT 07552		49667ST	21 ft. (LH)	83	XH ST BL	102053	CUT 05182	Headless
CUT 07872		43076	4 ft. (RH)	13	XH TS BL	34390	CUT 05123	Headless
CUT 07554		43076ST	4 ft. (RH)	13	XH ST BL	102053	CUT 05182	Headless
CUT 07873		43077	9 ft. (RH)	33	XH TS BL	34390	CUT 05123	Headless
CUT 07556		43077ST	9 ft. (RH)	33	XH ST BL	102053	CUT 05182	Headless
CUT 07874		43078	15 ft. (RH)	57	XH TS BL	34390	CUT 05123	Headless
CUT 07624		43078ST	15 ft. (RH)	57	XH ST BL	102053	CUT 05182	Headless
CUT 08052		33955 43206				Bar splice kit c/w bolts and nuts		

Sickle Assemblies




WINDROWERS: PRAIRIE-MAC PULL TYPE, RENN 1000
John Deere 580, Massey Ferguson 35, White 601, NH109



BOLT-ON NUMBER	RIVETED NUMBER	REPLACEMENT FOR	SICKLE LENGTH	NUMBER OF SECTIONS	TYPE OF SECTION	OEM SECTION PART NUMBER	WESTWARD SECTION PART NUMBER	HEAD NUMBER
CUT 07216	CUT 06216	16641PL	15 ft.	59	R US PL	7253	CUT 05037	Headless
CUT 07369	CUT 06369	38643	18 ft.	72	R US BL	16671	CUT 05070	Headless
CUT 07368	CUT 06368	38643TS	18 ft.	72	R TS PL	22271	CUT 05004	Headless
CUT 07371	CUT 06371	49667	21 ft.	84	R US BL	16671	CUT 05070	Headless
CUT 07370	CUT 06370	49667TS	21 ft.	84	R TS PL	22271	CUT 05004	Headless
	CUT 06548	49667TS	21 ft.	84	H TS PL	22268	CUT 05003	Headless
	CUT 08156	49667BT	21 ft.	84	HB T PL	22268BT	CUT 05021	Headless
CUT 07373	CUT 06373	49667 & 43076	25 ft. (1 pc.)	100	R US BL	16671	CUT 05070	Headless
CUT 07372	CUT 06372	43076TS	25 ft. (1 pc.)	100	R TS PL	22271	CUT 05004	Headless




WINDROWERS: MACDON HYDRO-MAC, RENN 2000
Massey Ferguson 655, 775, 785, New Holland 1090, White 6200



BOLT-ON NUMBER	RIVETED NUMBER	REPLACEMENT FOR	SICKLE LENGTH	NUMBER OF SECTIONS	TYPE OF SECTION	OEM SECTION PART NUMBER	WESTWARD SECTION PART NUMBER	HEAD NUMBER
CUT 07436	CUT 06436	38632	12 ft.	47	H TS PL	22268	CUT 05003	20388
CUT 07437	CUT 06437	38633	15 ft.	59	H TS PL	22268	CUT 05003	20388
CUT 07438		43078	15 ft.	59	R US PL	16671CR	CUT 05002	Headless
	CUT 06438		15 ft.	59	R US PL	16671CR	CUT 05002	20388
CUT 07441	CUT 06441	38634	18 ft.	71	H TS PL	22268	CUT 05003	20388
CUT 07439	CUT 06439		18 ft.	71	R TS PL	22271	CUT 05004	20388
CUT 07440			18 ft.	71	R US PL	16671CR	CUT 05002	Headless
	CUT 06440		18 ft.	71	R US PL	16671CR	CUT 05002	20388
CUT 07444	CUT 06444	49667	21 ft.	83	H TS PL	22268	CUT 05003	20388
	CUT 06442		21 ft.	83	R TS PL	22271	CUT 05004	20388
CUT 07442			21 ft.	83	R TS PL	22271	CUT 05004	Headless
	CUT 06443		21 ft.	83	R US PL	16671CR	CUT 05002	20388
CUT 07443			21 ft.	83	R US PL	16671CR	CUT 05002	Headless

Sickle Assemblies

**WINDROWERS: 3000 PULL TYPE SWATHER, SINGLE AND DUPLEX****John Deere 590 (30'), Massey Ferguson 613, Premier 1900****CIH 721, 725, 730, 742, 750 Prairie Star 4600**

BOLT-ON NUMBER	RIVETED NUMBER	REPLACEMENT FOR	SICKLE LENGTH	NUMBER OF SECTIONS	TYPE OF SECTION	OEM SECTION PART NUMBER	WESTWARD SECTION PART NUMBER	HEAD NUMBER	
CUT 07675	CUT 06675	49667	21 ft.	83	R US BL	16671	CUT 05070	Headless	
CUT 07674	CUT 06674	49667PL	21 ft.	83	R US PL	16671PL	CUT 05002	Headless	
CUT 07677	CUT 06677	49667 & 43076	25 ft. (1 pc.)	99	R US BL	16671	CUT 05070	Headless	
CUT 07676	CUT 06676	49667PL & 43076PL	25 ft. (1 pc.)	99	R US PL	16671PL	CUT 05002	Headless	
CUT 07679	CUT 06679	49667 & 43077	30 ft. (1 pc.)	119	R US BL	16671	CUT 05070	Headless	
CUT 07678	CUT 06678	49667PL & 43077PL	30 ft. (1 pc.)	119	R US PL	16671PL	CUT 05002	Headless	
CUT 07681	CUT 06681	49667 LH	21 ft. (LH)	83	R US BL	16671	CUT 05070	Headless	
CUT 07680	CUT 06680	49667PL LH	21 ft. (LH)	83	R US PL	16671PL	CUT 05002	Headless	
	CUT 06890		21 ft. (LH)	83	H TS PL	22268	CUT 05003	Headless	
CUT 07683	CUT 06683	40378RH	15 ft. (RH)	60	R US BL	16671	CUT 05070	Headless	
CUT 07682	CUT 06682	40378PLRH	15 ft. (RH)	60	R US PL	16671PL	CUT 05002	Headless	
	CUT 06891		15 ft. (RH)	60	H TS PL	22268	CUT 05003	Headless	
CUT 08052		33955 & 43206	Bar Splice Bolts & Nuts						

Note: For 36' unit, order one 21' length, LH and one 15' length RH. For 42' duplex unit, order two 21' sickle assemblies.

For 50' duplex unit, order two 25' sickle assemblies.

**WINDROWERS: 5000 & 5020 POWER TONGUE, 910, 912, 920, 930, AUGER HEADERS WITH SINGLE DRIVE**

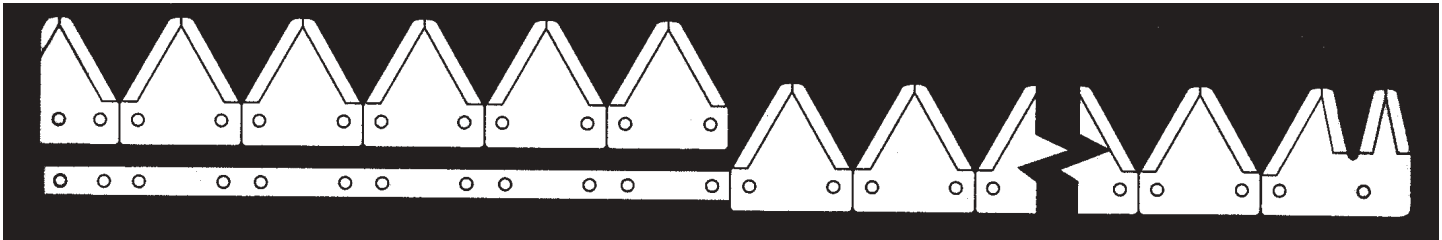
BOLT-ON NUMBER	RIVETED NUMBER	REPLACEMENT FOR	SICKLE LENGTH	NUMBER OF SECTIONS	TYPE OF SECTION	OEM SECTION PART NUMBER	WESTWARD SECTION PART NUMBER	HEAD NUMBER
CUT 07875		34181	12 ft.	49	XH TS BL	34390	CUT 05123	Headless
CUT 09952		34181ST	12 ft.	49	XH ST BL	102053	CUT 05182	Headless
CUT 09157		34181PLST	12 ft.	49	XH ST PL	102053PL	CUT 05139	Headless
CUT 07876		34182	14 ft.	57	XH TS BL	34390	CUT 05123	Headless
CUT 09953		34182ST	14 ft.	57	XH ST BL	102053	CUT 05182	Headless
CUT 09158		34182PLST	14 ft.	57	XH ST PL	102053PL	CUT 05139	Headless
CUT 07877		34183	16 ft.	65	XH TS BL	34390	CUT 05123	Headless
CUT 09954		34183ST	16 ft.	65	XH ST BL	102053	CUT 05182	Headless
CUT 09159		34183PLST	16 ft.	65	XH ST PL	102053PL	CUT 05139	Headless

Sickle Assemblies



WINDROWERS: 7000 WITH AUGER HEADER

John Deere 2360, Massey Ferguson 885, Westward 7000, White 6400



BOLT-ON NUMBER	RIVETED NUMBER	REPLACEMENT FOR	SICKLE LENGTH	NUMBER OF SECTIONS	TYPE OF SECTION	OEM SECTION PART NUMBER	WESTWARD SECTION PART NUMBER	HEAD NUMBER
CUT 07632	CUT 06632	34181	12 ft.	48	XH TS BL	34390	CUT 05123	Headless
CUT 07632-LS			12 ft.	48	XH TS BL	34390	CUT 05123	Headless
CUT 07634		34181PLST	12 ft.	48	XH ST PL	102053PL	CUT 05139	Headless
CUT 07635	CUT 06635	34182	14 ft.	56	XH TS BL	34390	CUT 05123	Headless
CUT 07635-LS			14 ft.	56	XH TS BL	34390	CUT 05123	Headless
CUT 07636		34182BT	14 ft.	56	XH BT BL	34390BT	CUT 05156	Headless
CUT 07638		34182PLST	14 ft.	56	XH ST PL	102053PL	CUT 05139	Headless
CUT 07639		CUT 06639	34183	16 ft.	64	XH TS BL	34390	CUT 05123
CUT 07639-LS			16 ft.	64	XH TS BL	34390	CUT 05123	Headless
CUT 07641	34183PLST		16 ft.	64	XH ST PL	102053PL	CUT 05139	Headless



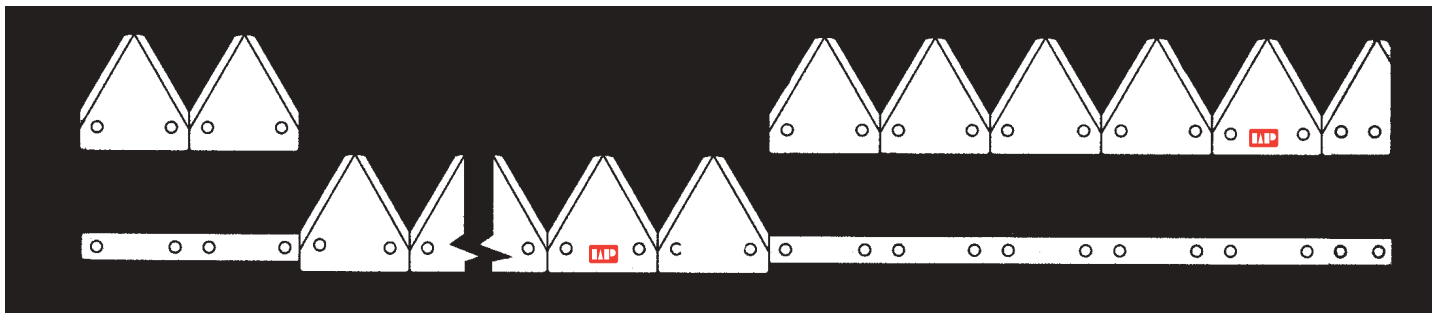
WINDROWERS: 7000 WITH DRAPER HEADER, MULTI-CROP HEADER, HARVEST HEADER

BOLT-ON NUMBER	RIVETED NUMBER	REPLACEMENT FOR	SICKLE LENGTH	NUMBER OF SECTIONS	TYPE OF SECTION	OEM SECTION PART NUMBER	WESTWARD SECTION PART NUMBER	HEAD NUMBER
CUT 07626	CUT 06626	43078	15 ft.	59	XH TS BL	34390	CUT 05123	Headless
CUT 07622	CUT 06622	43078-High Shoulder	15 ft.	59	H TS PL	23065	CUT 05005	Headless
CUT 07624		43078ST	15 ft.	59	XH TS ST	34390ST	CUT 05182	Headless
CUT 07627	CUT 06627	38634	18 ft.	71	XH TS BL	34390	CUT 05123	Headless
CUT 07623	CUT 06623	38634-High Shoulder	18 ft.	71	H TS PL	23065	CUT 05005	Headless
CUT 07625		38634ST PL	18 ft.	71	XH TS ST	34390STPL	CUT 05139	Headless
CUT 07628	CUT 06628	33705 49667	21 ft.	83	XH TS BL	34390	CUT 05123	Headless
CUT 07551	CUT 06551	33705-High Shoulder	21 ft.	83	H TS PL	23065	CUT 05005	Headless
CUT 07552		33705ST	21 ft.	83	XH TS ST	34390ST	CUT 05182	Headless
CUT 07629	CUT 06629	33746	25 ft. (1 pc.)	99	XH TS BL	34390	CUT 05123	Headless
CUT 07553	CUT 06553	33746-High Shoulder	25 ft. (1 pc.)	99	H TS PL	23065	CUT 05005	Headless
CUT 07630	CUT 06630	33747	30 ft. (1 pc.)	119	XH TS BL	34390	CUT 05123	Headless
CUT 07555	CUT 06555	33747-High Shoulder	30 ft. (1 pc.)	119	H TS PL	23065	CUT 05005	Headless

Sickle Assemblies



**WINDROWERS: 7000 & 9000 WITH 910, 920, 922, 930 AUGER
HEADER, DOUBLE KNIFE DRIVE AND STANDARD GUARDS
CIH6000, 6500, JD2360 White 6400**



BOLT-ON NUMBER	RIVETED NUMBER	REPLACEMENT FOR	SICKLE LENGTH	NUMBER OF SECTIONS	TYPE OF SECTION	OEM SECTION PART NUMBER	WESTWARD SECTION PART NUMBER	HEAD NUMBER
CUT 07646	CUT 06646	155062	7 ft. (LH)	29	XH TS BL	34390	CUT 05123	Headless
CUT 07644		155062ST	7 ft. (LH)	29	XH ST BL	102053	CUT 05182	Headless
CUT 09160		155062PLST	7 ft. (LH)	29	XH ST PL	102053PL	CUT 05139	Headless
CUT 07650	CUT 06650	155064	7 ft. (RH)	29	XH TS BL	34390	CUT 05123	Headless
CUT 07648		155064ST	7 ft. (RH)	29	XH ST BL	102053	CUT 05182	Headless
CUT 09164		155064PLST	7 ft. (RH)	29	XH ST PL	102053PL	CUT 05139	Headless
CUT 07881	CUT 06881	155063	8 ft. (LH)	33	XH TS BL	34390	CUT 05123	Headless
CUT 07652		155063ST	8 ft. (LH)	33	XH ST BL	102053	CUT 05182	Headless
CUT 09182		155063PLST	8 ft. (LH)	33	XH ST PL	102053PL	CUT 05139	Headless
CUT 07880	CUT 06880	155065	8 ft. (RH)	33	XH TS BL	34390	CUT 05123	Headless
CUT 07655		155065ST	8 ft. (RH)	33	XH ST BL	102053	CUT 05182	Headless
CUT 09183		155065PLST	8 ft. (RH)	33	XH ST PL	102053PL	CUT 05139	Headless
CUT 07870		155066	9 ft. (LH)	37	XH TS BL	34390	CUT 05123	Headless
CUT 07869		155067	9 ft. (RH)	35	XH TS BL	34390	CUT 05123	Headless

Extra Coarse Serration Profile

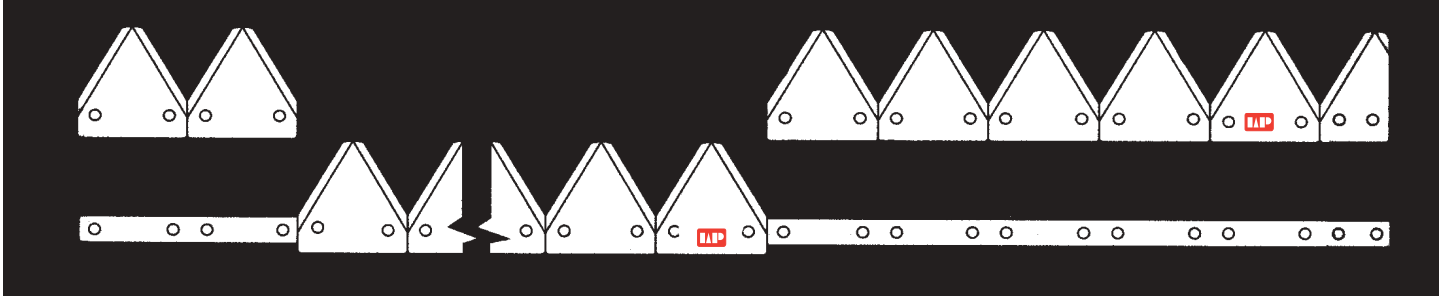
With seven serrations per inch the most aggressive in the industry, these Sickle Sections are best suited for coarse stemmed crops and dry cutting conditions. Their aggressive serration profile is designed to grab and hold dryer, large-stemmed stalks, cutting them cleanly and efficiently.



Sickle Assemblies



WINDROWERS: 7000& 9000 WITH 910, 920, 922, 930 AUGER HEADER, DOUBLE KNIFE DRIVE AND STANDARD GUARDS



BOLT-ON NUMBER	RIVETED NUMBER	REPLACEMENT FOR	SICKLE LENGTH	NUMBER OF SECTIONS	TYPE OF SECTION	OEM SECTION PART NUMBER	WESTWARD SECTION PART NUMBER	HEAD NUMBER
CUT 07883		34328	6 ft. (LH)	23	XH TS BL	34390	CUT 05123	Headless
CUT 07836		34328ST	6 ft. (LH)	23	XH ST BL	102053	CUT 05182	Headless
CUT 09181		34328PLST	6 ft. (LH)	23	XH ST PL	102053PL	CUT 05139	Headless
CUT 07882		34674	6 ft. (RH)	25	XH TS BL	34390	CUT 05123	Headless
CUT 07835		34674ST	6 ft. (RH)	25	XH ST BL	102053	CUT 05182	Headless
CUT 09184		34674PLST	6 ft. (RH)	25	XH ST PL	102053PL	CUT 05139	Headless
CUT 07885		34329	7 ft. (LH)	27	XH TS BL	34390	CUT 05123	Headless
CUT 07838		34329ST	7 ft. (LH)	27	XH ST BL	102053	CUT 05182	Headless
CUT 09185		34329PLST	7 ft. (LH)	27	XH ST PL	102053PL	CUT 05139	Headless
CUT 07884		34678	7 ft. (RH)	29	X TS BI	34390	CUT 05123	Headless
CUT 07837		34678ST	7 ft. (RH)	29	XH ST BL	102053	CUT 05182	Headless
CUT 09186		34678PLST	7 ft. (LH)	29	XH ST PL	102053PL	CUT 05139	Headless
CUT 07889		34330	8 ft. (LH)	31	XH TS BL	34390	CUT 05123	Headless
CUT 07888		34330ST	8 ft. (LH)	31	XH ST BL	102053	CUT 05182	Headless
CUT 09187		34330PLST	8 ft. (LH)	31	XH ST PL	102053PL	CUT 05139	Headless
CUT 07887		34679	8 ft. (RH)	33	XH TS BL	34390	CUT 05123	Headless
CUT 07886		34679ST	8 ft. (RH)	33	XH ST BL	102053	CUT 05182	Headless
CUT 09188		34679PLST	8 ft. (RH)	33	XH ST PL	102053PL	CUT 05139	Headless



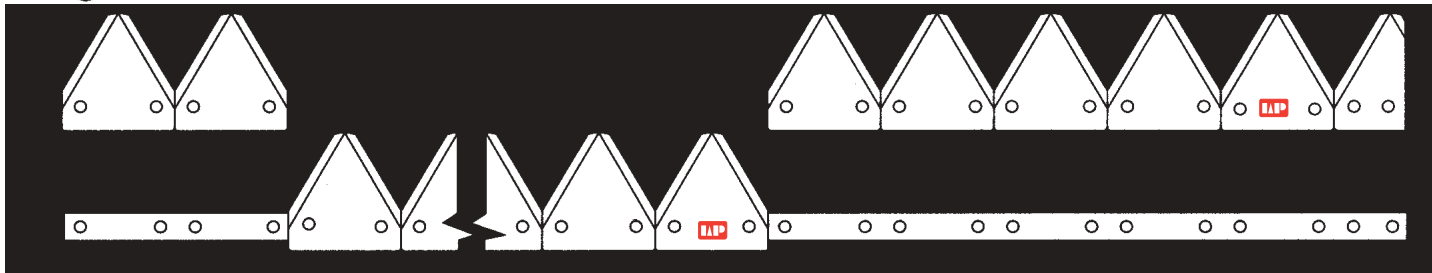
WINDROWERS: 9000 WITH 933 GRASS SEED SPECIAL, DOUBLE DRIVE

BOLT-ON NUMBER	RIVETED NUMBER	REPLACEMENT FOR	SICKLE LENGTH	NUMBER OF SECTIONS	TYPE OF SECTION	OEM SECTION PART NUMBER	WESTWARD SECTION PART NUMBER	HEAD NUMBER
CUT 09189		118392	6 ft. (LH)	22	XH TS BL	34390	CUT 05123	Headless
CUT 09190		118399	6 ft. (RH)	22	XH TS BL	34390	CUT 05123	Headless
CUT 09191		155069	7 ft. (LH)	26	XH TS BL	34390	CUT 05123	Headless
CUT 09192		155064	7 ft. (RH)	26	XH TS BL	34390	CUT 05123	Headless

Sickle Assemblies




**WINDROWERS: 972 HEADERS 9000 SERIES
DOUBLE KNIFE DRIVE AND STANDARD GUARDS LESS BRIDGES**



BOLT-ON NUMBER	RIVETED NUMBER	REPLACEMENT FOR	SICKLE LENGTH	NUMBER OF SECTIONS	TYPE OF SECTION	OEM SECTION PART NUMBER	WESTWARD SECTION PART NUMBER	HEAD NUMBER
CUT 09193		118448ST	7 1/2 ft. (RH)		XH ST BL	102053	CUT 05182	Headless
CUT 09194		118441ST	7 1/2 ft. (LH)		XH ST BL	102053	CUT 05182	Headless
CUT 09195		118449ST	9 ft. (RH)		XH ST BL	102053	CUT 05182	Headless
CUT 09196		118442ST	9 ft. (LH)		XH ST BL	102053	CUT 05182	Headless
CUT 09197		118450ST	10 1/2 ft. (RH)		XH ST BL	102053	CUT 05182	Headless
CUT 09198		118443ST	10 1/2 ft. (LH)		XH ST BL	102053	CUT 05182	Headless
CUT 09202		118451ST	12 1/2 ft. (RH)		XH ST BL	102053	CUT 05182	Headless
CUT 09199		118444ST	12 1/2 ft. (LH)		XH ST BL	102053	CUT 05182	Headless
CUT 09203		118452ST	15 ft. (RH)		XH ST BL	102053	CUT 05182	Headless
CUT 09204		118445ST	15 ft. (LH)		XH ST BL	102053	CUT 05182	Headless
CUT 09205		118453ST	18 ft. (RH)		XH ST BL	102053	CUT 05182	Headless
CUT 09206		118446ST	18 ft. (LH)		XH ST BL	102053	CUT 05182	Headless




**WINDROWERS: 972 HEADERS 9000 SERIES
SINGLE KNIFE DRIVE AND STANDARD GUARDS LESS BRIDGES**



BOLT-ON NUMBER	RIVETED NUMBER	REPLACEMENT FOR	SICKLE LENGTH	NUMBER OF SECTIONS	TYPE OF SECTION	OEM SECTION PART NUMBER	WESTWARD SECTION PART NUMBER	HEAD NUMBER	
CUT 09207		158679 103424ST	21 ft. (LH)		XH ST BL	102053	CUT 05182	Headless	
CUT 09207		158679 103424ST	21 ft. (LH)		XH ST BL	102053	CUT 05182	Headless	
CUT 09208		103440ST	4 ft. (RH)		XH ST BL	102053	CUT 05182	Headless	
CUT 09207		158679 103424ST	21 ft. (LH)		XH ST BL	102053	CUT 05182	Headless	
CUT 09209		103441ST	9 ft. (RH)		XH ST BL	102053	CUT 05182	Headless	
CUT 09207		158679	21 ft. (LH)		XH ST BL	102053	CUT 05182	Headless	
CUT 09215		103442ST	15 ft. (RH)		XH ST BL	102053	CUT 05182	Headless	
CUT 08087		33955 43206	Bar Splice Kit c/w Bolts & Nuts						

Sickle Sections



TYPE OF SECTION
SM = Smooth
SS = Super 7 (7 serrations/inch) top serrated
ST = Saber Tooth (7 serrations/inch)
BT = Big Tooth (10 serrations/inch)
US = Under Serrated
TS = Top Serrated (14 serrations/inch)
TT = Tiger Tooth
TP = Twin Point
TJ = Tiger Jaws
CTSK = Countersunk

ORDER NUMBER	REPLACEMENT FOR	SECTION SIZE	TYPE OF SECTION	SECTION THICKNESS	SECTION FINISH	MACHINE	FASTENER PART NUMBER
CUT 05070	16671	Shape 3	US	R	Black		CUT 01008 1/2 OH
CUT 05002	16671CR	Shape 3	US	R	Plated		CUT 01008 1/2 OH
CUT 05004	22271	Shape 3	TS	R	Plated		CUT 01008 1/2 OH
CUT 05123	34390	Shape 3	TS	XH	Black	Windrower	CUT 01012 5/8 OH
CUT 05156	34390BT	Shape 3	BTTS	XH	Black	1000,2000, 3000,	CUT 01012 5/8 OH
CUT 05124	34390PL	Shape 3	TS	XH	Plated	4000, 5000, 7000,	CUT 01012 5/8 OH
CUT 05003	22268	Shape 3	TS	H	Plated	9000	CUT 01014 9/16 OH
CUT 05182	102053	Shape 3	STTS	XH	Black	900 Series	CUT 01012 5/8 OH
CUT 05139	102053PL	Shape 3	STTS	XH	Plated	Headers	CUT 01012 5/8 OH
CUT 05021	22268BT	Shape 3	BT	H	Plated		CUT 01014 9/16 OH
CUT 05080	22268ST	Shape 3	ST	XH	Plated		CUT 01014 9/16 OH
CUT 05005	23065	High Shoulder 3 x 3-7/32"	TS	H	Plated	Windrower 3000, 7000	CUT 01014 9/16 OH
CUT 03354	34391	1/2 section	Blank	H	Black		CUT 0101114 9/16 OH
CUT 05044	Twin Tooth for all above	3 x 3 1/4	TS	XH	Plated		CUT 01100 TJ55
CUT 05045	Twin Tooth for all above	3 x 3 1/4	TS	XH	Black		CUT 01100 TJ55

OVERLAP SECTIONS FOR RIVETED SICKLE ASSEMBLIES (60 DEGREES CTSK) PACKAGE OF 10

ORDER NUMBER	REPLACEMENT FOR	SECTION SIZE	TYPE OF SECTION	SECTION THICKNESS	SECTION FINISH	MACHINE	FASTENER PART NUMBER
CUT 05181	102055, 118407	Overlap Bottom CTSK	ST	XH	Black	Hay Machines	CUT 01011 5/8 CS
CUT 05180	102054, 118406	Overlap Top CTSK	ST	XH	Black	Hay Machines	CUT 01011 5/8 CS
CUT 05217	52211, 118358	Overlap Bottom CTSK	TS	XH	Black	Hay Machines	CUT 01011 5/8 CS
CUT 05218	52210, 118357	Overlap Top CTSK	TS	XH	Black	Hay Machines	CUT 01011 5/8 CS

OVERLAP KIT FOR BOLTED SICKLE ASSEMBLIES

ORDER NUMBER	DESCRIPTION	APPLICATION
CUT 03339	Consists of 05218 (4 pcs.) CTSK top, and 05217 (3 pcs.) CTSK bottom, 60° CTSK Head Bolt (12 pcs.) Nuts (12 pcs.)	For MacDon machines, one complete set for left and right hand sickles Bolted assemblies only — 60° CTSK (TSXHBL)
CUT 03340	Consists of 05180 (4 pcs.) CTSK top and 05181 (3 pcs.) CTSK bottom 60° CTSK Head Bolt (12 pcs) Nuts (12 pcs)	For MacDon machines, one complete set for left and right hand sickles. Bolted assemblies only — 60° CTSK (STXHBL)

Miscellaneous Cutter Bar Parts

SICKLE HEADS

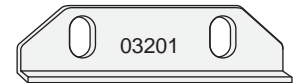
PART NO.	REPLACES	DESCRIPTION	APPLICATION
CUT 02068	23377	Head	Windrower 35
CUT 02074	20388	Head	Windrowers 655, 675, 775, 785 Draper header
CUT 02105	18189	Head	Windrowers 775, 785 Auger header
CUT 02106	37835 26359	Head	Windrowers 885 Draper Header, 960 Header
CUT 02107	34388 115321	Head LH	Windrowers 7000 885 Auger header, 5000
CUT 02108	34895	Head RH	Windrowers 7000 885 Auger header
CUT 02110	32722	Head	Windrowers 613, 625, WP3000 after s/n 72996
CUT 02122	47960	Head	Windrowers 942, 941



PART NO.	REPLACES	DESCRIPTION	APPLICATION
CUT 02309	13626	Bushing	For Head No. 02074, 02107, 02108
CUT 02313	21866	Bearing	For Head No. 02106
CUT 02314	37930	Seal	For Head No. 02106
CUT 02302	26321 115032	Knife head pin	For Head No. 02106

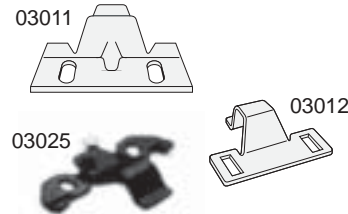
WEAR PLATES

PART NO.	REPLACES	DESCRIPTION	APPLICATION
CUT 03201	7382	Wear Plate	Windrowers




HOLD DOWN CLIPS

PART NO.	REPLACES	DESCRIPTION	APPLICATION
CUT 03011	BSL600	Lo Arch	used on sections
CUT 03012	BSH500	Hi Arch	for head clearance
CUT 03025	BSL600 Adjustable	Lo Arch Adjustable	for sections



BOLT-ON FASTENERS



7/32" DIAMETER

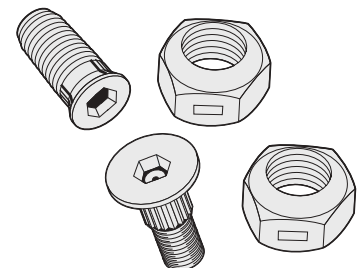
PART NO.	REPLACES	DESCRIPTION
CUT 01100	TJ55BN	5/8" standard section bolt w/nut (pkg. of 100)
CUT 01101	TJ85BN	1" head bolt w/nut (pkg. of 25)
CUT 01102	TJ95BN	1 1/4" head bolt w/nut (pkg. of 25)
CUT 01107	TJ1224N	Replacement Lock Nut (each)

1/4" DIAMETER

Part Number	Description
CUT 01115	1/4" x 5/8" section bolt w/nut (pkg. of 50)
CUT 01119	1/4" x 1 1/4" head bolt w/nut (pkg./25)
CUT 01116	1/4" replacement lock nut (each)

FOR J.E. LOVE, HART-CARTER & VERSATILE ASSEMBLIES - 60° CTSK

PART NO.	REPLACES	DESCRIPTION
CUT 01120		5/8" section bolt w/nut for J.E. Love & Hart-Carter (pkg. of 20)
CUT 01118	BVB916BN	9/16" section bolt w/nut to fit original equipment Versatile sickles (pkg. of 50)
CUT 01117	BVB100BN	1" head bolt w/nut to fit original equipment Versatile sickles (pkg. of 25)
CUT 01121		1 1/4" head bolt w/nut for J.E. Love & Hart Carter (pkg. of 25)
CUT 01107	TJ1224N	Replacement Lock Nut (each)



FOR TWIN SICKLE BOLTED ASSEMBLIES - 82° CTSK

Part Number	Description
CUT 01109	1/2" CS Overlap Bolt with low profile nut for Double drive sickles (use with Allen Wrench) (pkg. of 25)

FITS MacDon

Plated Rivets for Sections, Heads and Guard Plates

ONE POUND PACKAGES

PART NO.	SIZE	LENGTH	QUANTITY*
CUT 01000	1/4" OH	1 1/4"	50
CUT 01001	#5 1/2 CS	1 1/4"	80
CUT 01002	#5 1/2 OH	1 1/4"	65
+CUT 01003	#6 CS	1 1/4"	40
CUT 01004	1/4" OH	1"	50
CUT 01005	#5 1/2 CS	1"	100
CUT 01006	#5 1/2 OH	1"	85
CUT 01007	#5 1/2 CS	1/2"	185
CUT 01008	#5 1/2 OH	1/2"	125
CUT 01009	#5 1/2 OH	3/8"	155
CUT 01010	1/4" OH	5/8"	70
CUT 01011	#5 1/2 CS	5/8"	160
CUT 01012	#5 1/2 OH	5/8"	125
CUT 01013	#5 1/2 CS	9/16"	165
CUT 01014	#5 1/2 OH	9/16"	125
CUT 01015	#5 1/2 CS	15/16"	95
CUT 01016	#5 1/2 OH	15/16"	95

+ 1/2 lb. box / *Approximate Quantity per box

FIFTEEN POUND PACKAGES

PART NO.	SIZE	LENGTH	QTY.*
CUT 01030	#5 1/2 OH	1/2"	2175
CUT 01031	#5 1/2 OH	5/8"	1860
CUT 01032	#5 1/2 OH	9/16"	1995

*Approximate quantity per box

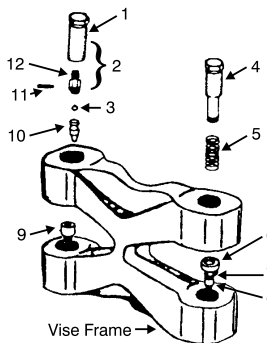
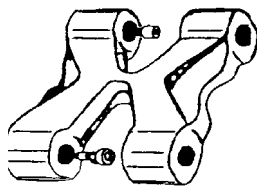


OH = OVAL HEAD

CS = COUNTERSUNK HEAD

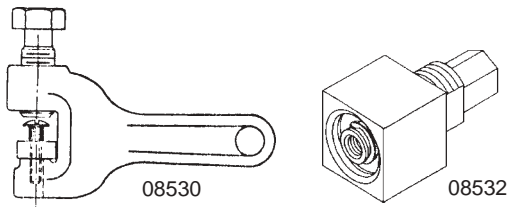
Rivet Vise for Sickles

Combination Rivet Punch and Riveter changes sections in the field without removing knife!



ITEM	PART NO.	REPLACES	DESCRIPTION
	CUT 08500	RV-10	Combination rivet punch & riveter
	CUT 08501	RV-K3A	Repair kit for rivet vise (contains knockout punch, bearing ball & pin)
	CUT 08502	RV-A33	Rivet set anvil for countersunk rivets
1	CUT 08509	RV-1670	Knockout screw body, female
2	CUT 08507	RV-1672	Knockout screw assembly
3	CUT 08512	9/32"	diameter ball
4	CUT 08503	RV-1671	Riveting screw
5	CUT 08505	RV-1675	Riveting screw spring
6	CUT 08504	RV-1674	Riveting screw cup
7	CUT 08514	RV-1676	Retainer ring
8	CUT 08511	RV-114A-34	Rivet set anvil
9	CUT 08508	RV-114A-35	Knockout anvil
10	CUT 08506	RV-114A-27	Knockout punch
11	CUT 08513	1/8 x 7/16	1/8" x 7/16" roll pin
12	CUT 08510	RV-116A-28	Knockout screw - punch holder, male

Sickle Bolt Tool



PART NO.	REPLACES	DESCRIPTION
CUT 08530	BT100	Section bolt tool
CUT 08531	BS101	Bolt drive screw
CUT 08532	T55	Pocket size tool
CUT 08533		Section bolt tool



WP Grain Lifter

- Manufactured by European OEM manufacturer ensuring quality material & workmanship
- Universal design fits most swather and combine applications up to and including 7/16" guard bolts
- Painted black to reduce eye strain

PART NO.
GUA GS2



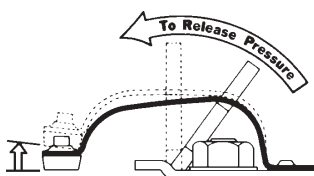
Sic-L-Clips



- Saves wear on sickle sections.
- Quiets mower & extends sickle life.
- Allows increased cutting speed.
- High carbon steel spring holds sickle sections against ledger plates for improved cutting.
- Replaceable "Nylatron" wear strip.
- Fully plated to prevent rust.
- No adjustment necessary for wear.


PART NO.	REPLACES	DESCRIPTION
CUT 03006	SLC-330	Standard model for 3/8" bolts
CUT 03007	SLC-331	*Hi-Clear model for 3/8" bolts
CUT 03008	SLC-370	Standard model for 7/16" bolts
CUT 03009	SLC-371	*Hi-Clear model for 7/16" bolts
CUT 03010	SLC-400	Replaceable Nylatron wear strip

*Recommended for bolted sections




Exclusive "Snap-Action" Release
A "flip of the lever" releases pressure for removing Sickle Bar!


WP Forged Steel Guards



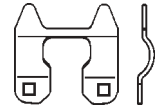
GUA 2191WP
GUA WP215



GUA WP235



GUA WP250



GUA WP251
GUA WP252

PART NO.	REPLACES	HERSCHEL NO.	DESCRIPTION	APPLICATION
GUA 2191WP	optional	G81-0098	Two prong double heat treated	Windrowers series 2 Mower Conditioner 4000-5000 960, 962, 3000, 7000, 972
GUA WP215	118344 23064 28013	G81-0095	Two prong	Windrowers series 2 Mower Conditioner 4000, 5000 960-962, 3000, 7000, 972
GUA WP235	16716 8420	G81-0070	Two prong	Windrowers Series 1
GUA WP250	21663 34974	G81-0120	2 Prong stub	Windrowers
GUA WP251	21662	C45-0502	Guard Clip Lo Arch	Windrowers - used with WP250
GUA WP252	21664	C45-0503	Guard Clip Hi Arch	Windrowers - used with WP250

	SERIES 1 PULL TYPE WINDROWER	SERIES 2 PULL TYPE WINDROWER	SERIES 1 SELF-PROPELLED WINDROWER	SERIES 2 SELF-PROPELLED WINDROWER
Case IH	Model 75	Series 700		Model 6000, 6500
Ford New Holland	Model 109	Prairie Star 4600	Model 1090	Prairie Star 4800
John Deere	Model 580	Model 590 Premier 1900		Model 2360 Premier 2930, 2920
MacDon	Prairie Mac	Model 3000	Hydro-Mac	Model 6000, 7000
Massey Ferguson	Model 35	Model 613	Model 655, 775 & 785	Model 885
Renn	Model 1000		Model 2000	
Westward		Model 3000		Model 7000
White New Idea	Model 601	Model 630	Model 6200	Model 6400

Guard Bolts (#3 Head n/c plated grade 5 w/nuts)

PACKS OF 50

PART NO.	DESCRIPTION
BLT 1301	3/8" x 1 1/4"
BLT 1302	3/8" x 1 1/2"
BLT 1307	3/8" x 1 3/4"
BLT 1700	7/16" x 1 1/4"
BLT 1701	7/16" x 1 1/2"
BLT 1702	7/16" x 1 3/4"
BLT 1703	7/16" x 2"

Carriage Bolts Plated

PART NO.	SIZE	DESCRIPTION
BLT CB206125	3/8" x 1 1/4"	Carton of 100
BLT CB206150	3/8" x 1 1/2"	Carton of 100
BLT FN3/8	3/8" Nut	Carton of 100
BLT CB207150	7/16" x 1 1/2"	Carton of 50
BLT FN7/16	7/16" Nut	Carton of 50



Swather & Combine Reel Bats

MUST BE CUT AND DRILLED TO CUSTOMER'S SPECIFICATIONS. FOR ALL POPULAR MAKES.

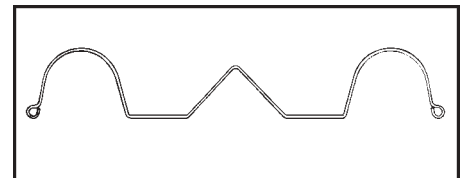
The reel bat is designed for combines and swathers. It is also ideal for many other applications. It is made by roll forming .031" wipe coat galvanized steel which has a matte grey appearance. It can be painted easily if desired.

PART NUMBER	DESCRIPTION
CUT 09008	21' reel bat
CUT 09004	21' reel bat painted black*
CUT 09009	22' reel bat
CUT 09005	22' reel bat painted black*
CUT 09010	25' reel bat
CUT 09006	25' reel bat painted black*
CUT 09011	30' reel bat
CUT 09007	30' reel bat painted black*

*Painted reel bats manufactured by HCC



Reel bat used for swather.




Reel bat profile.

Sickle Assemblies



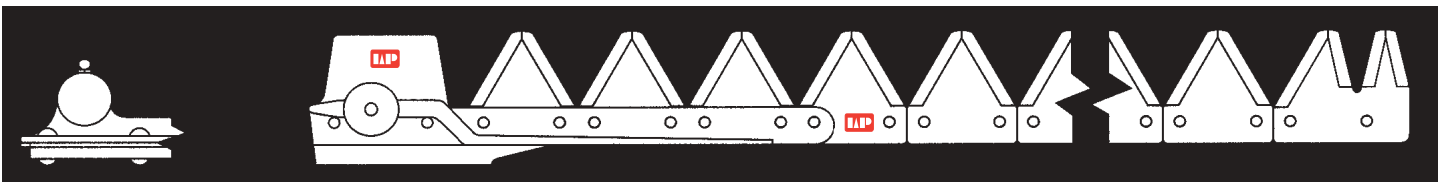
**MOWERS
DYNA-BALANCE 30, 31, 51, 71 AND 135
FERGUSON SERIES "FEO" (CAST GEAR BOX)**



BOLT-ON NUMBER	RIVETED NUMBER	REPLACEMENT FOR	SICKLE LENGTH	NUMBER OF SECTIONS	TYPE OF SECTION	OEM SECTION PART NUMBER	WESTWARD SECTION PART NUMBER	HEAD NUMBER
CUT 09217	CUT 08217	669787M93	6 ft.	24	XH US PL	669807M1	CUT 05053	667200M95
CUT 07608	CUT 06608	669791M93	7 ft.	28	XH US PL	669807M1	CUT 05053	667200M95
CUT 07609	CUT 06609	669703M93	8 ft.	32	XH US PL	669807M1	CUT 05053	667200M95



**MOWERS
PITMAN 32, 42, 52, 238**



BOLT-ON NUMBER	RIVETED NUMBER	REPLACEMENT FOR	SICKLE LENGTH	NUMBER OF SECTIONS	TYPE OF SECTION	OEM SECTION PART NUMBER	WESTWARD SECTION PART NUMBER	HEAD NUMBER
CUT 09216	CUT 08216	669818M92	6 ft.	23	XH US PL	669807M1	CUT 05053	669505M3
CUT 07607	CUT 06607	669822M92	7 ft.	27	XH US PL	669807M1	CUT 05053	669505M3

SWATHER #885 WITH HEADER 826, 827, 828

BOLT-ON NUMBER	RIVETED NUMBER	REPLACEMENT FOR	SICKLE LENGTH	NUMBER OF SECTIONS	TYPE OF SECTION	OEM SECTION PART NUMBER	WESTWARD SECTION PART NUMBER	HEAD NUMBER
CUT 09220	CUT 08220	1071703M91	12 ft.	49	H TS PL	1071707M1	CUT 05003	Headless
CUT 09221	CUT 08221	1071704M91	14 ft.	57	H TS PL	1071707M1	CUT 05003	Headless
CUT 09222	CUT 08222	1071705M91	16 ft.	65	H TS PL	1071707M1	CUT 05003	Headless

Sickle Assemblies




**MOWERS
DYNA-BALANCE MOWERS 41 AND 135 AFTER
S/N 181008100 (WELDED GEAR BOX)**



BOLT-ON NUMBER	RIVETED NUMBER	REPLACEMENT FOR	SICKLE LENGTH	NUMBER OF SECTIONS	TYPE OF SECTION	OEM SECTION PART NUMBER	WESTWARD SECTION PART NUMBER	HEAD NUMBER
CUT 09218	CUT 08218	581172M92	6 ft.	24	XH SM PL	669806M1	CUT 05052	581169M91
CUT 09219	CUT 08219	581173M92	6 ft.	24	XH US PL	669807M1	CUT 05053	581169M91
CUT 07610	CUT 06610	581176M92	7 ft.	28	XH SM PL	669806M1	CUT 05052	581169M91
CUT 07611	CUT 06611	581177M92	7 ft.	28	XH US PL	669807M1	CUT 05053	581169M91
CUT 07612	CUT 06612	581181M92	8 ft.	32	XH US PL	669807M1	CUT 05053	581169M91



MOWER CONDITIONERS: 81 HAYTENDER NEW IDEA 290



BOLT-ON NUMBER	RIVETED NUMBER	REPLACEMENT FOR	SICKLE LENGTH	NUMBER OF SECTIONS	TYPE OF SECTION	OEM SECTION PART NUMBER	WESTWARD SECTION PART NUMBER	HEAD NUMBER
CUT 07315	CUT 06315	1038699M91S	9 ft.	34	H US BL	683937M1	CUT 05194	Headless

**SWATHER #200 & 220 SELF-PROPELLED AND #210 PULL TYPE
CI & PMI 702, 722, ONE PIECE SICKLES**



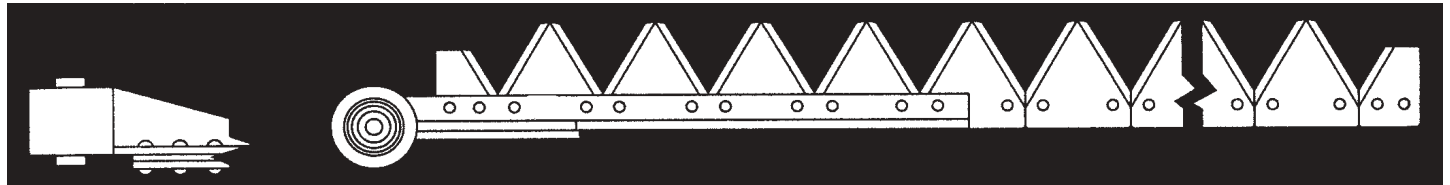
BOLT-ON NUMBER	RIVETED NUMBER	REPLACEMENT FOR	SICKLE LENGTH	NUMBER OF SECTIONS	TYPE OF SECTION	OEM SECTION PART NUMBER	WESTWARD SECTION PART NUMBER	HEAD NUMBER
	CUT 06670	39979	18 ft.	71	R US	3722570M1	CUT 05006	Headless
	CUT 06671	39980	22 ft.	87	R US	3725570M1	CUT 05006	Headless
	CUT 06672	39981	26 ft.	103	R US	3725570M1	CUT 05006	Headless
	CUT 06673	39982	30 ft.	119	R US	3722570M1	CUT 05006	Headless

FOR 200 & 210 2 PIECE SICKLES SEE PAGE 15-115

Sickle Assemblies



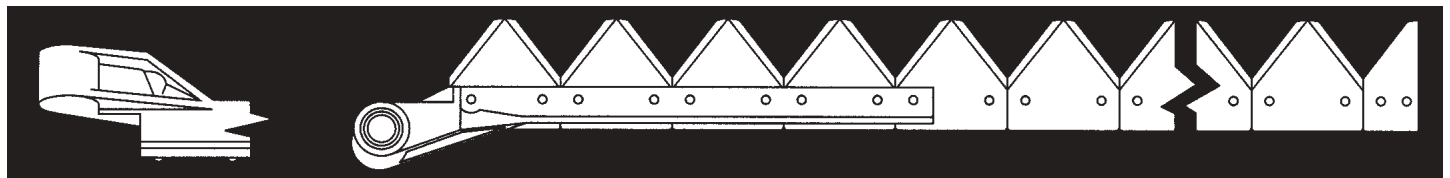
**MOWER CONDITIONERS: 725 (7'), 925 (9'), BADGER NORTHLAND
BN1000 (7'), BN1005 (9')**



BOLT-ON NUMBER	RIVETED NUMBER	REPLACEMENT FOR	SICKLE LENGTH	NUMBER OF SECTIONS	TYPE OF SECTION	OEM SECTION PART NUMBER	WESTWARD SECTION PART NUMBER	HEAD NUMBER
CUT 07613	CUT 06613	683590M91	7 ft.	29	H US BL	683937M1	CUT 05194	683879M91
CUT 07615	CUT 06615	683583M91	9 ft.	37	H US BL	683937M1	CUT 05194	683879M91
CUT 07614	CUT 06614	683583M91-S	9 ft.	37	H US BL	683937M1	CUT 05194	Headless



WINDROWERS: 34, 36, 44



BOLT-ON NUMBER	RIVETED NUMBER	REPLACEMENT FOR	SICKLE LENGTH	NUMBER OF SECTIONS	TYPE OF SECTION	OEM SECTION PART NUMBER	WESTWARD SECTION PART NUMBER	HEAD NUMBER
CUT 07616	CUT 06616	146469M91	12 ft.	47	H TS PL	146503M2	CUT 05023	144306M91
CUT 07736	CUT 06736	146459M91	14 ft.	55	R TS PL	261431M1	CUT 05022	144306M91
	CUT 06617	146459M91H	14 ft.	55	H TS PL	261431M1H	CUT 05023	144306M91
CUT 07737	CUT 06737	146462M91	16 ft.	63	R TS PL	261431M1	CUT 05022	144306M91
	CUT 06618	146462M91H	16 ft.	63	H TS PL	261431M1H	CUT 05023	144306M91
CUT 07738	CUT 06738	146465M91	18 ft.	71	R TS PL	261431M1	CUT 05022	144306M91
	CUT 06619	146465M91H	18 ft.	71	H TS PL	261431M1H	CUT 05023	144306M91

Sickle Assemblies

**WINDROWERS: 35**

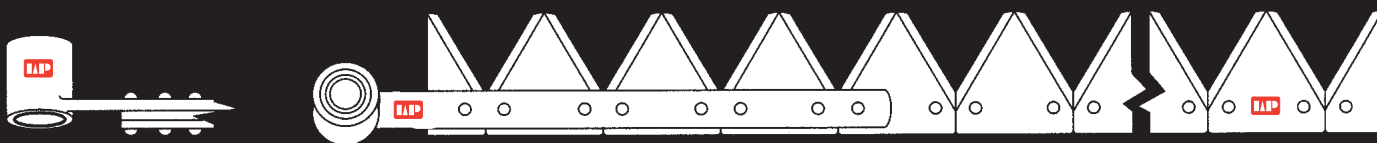
JOHN DEERE 580, MACDON PRAIRIE MAC, RENN 1000, WHITE 601, NH109



BOLT-ON NUMBER	RIVETED NUMBER	REPLACEMENT FOR	SICKLE LENGTH	NUMBER OF SECTIONS	TYPE OF SECTION	OEM SECTION PART NUMBER	WESTWARD SECTION PART NUMBER	HEAD NUMBER
CUT 07216	CUT 06216	16641PL	15 ft.	59	R US PL	160262M1	CUT 05002	Headless
CUT 07369	CUT 06369	1042904M91BL	18 ft.	72	R US BL	1041472M1	CUT 05070	Headless
CUT 07368	CUT 06368	1042904M91	18 ft.	72	R TS PL	1046779M1	CUT 05004	Headless
CUT 07371	CUT 06371	1041471M91BL	21 ft.	84	R US BL	1041472M1	CUT 05070	Headless
	CUT 06548	1041471M91TS	21 ft.	84	H TS PL	1046776M1	CUT 05003	Headless
CUT 07370	CUT 06370	1041471M91	21 ft.	84	R TS PL	1046779M1	CUT 05004	Headless
	CUT 08156	1041471M91BT	21 ft.	84	H BT PL	1046779M1BT	CUT 05021	Headless
CUT 07373	CUT 06373	1050779M91BL	25 ft.	100	R US BL	1041472M1	CUT 05070	Headless
CUT 07372	CUT 06372	1050779M91	25 ft.	100	R TS PL	1046779M1	CUT 05004	Headless

**WINDROWERS: 655, 675, 775, 785 WITH DRAPER HEADER**

WHITE 6200 WITH DRAPER HEADER, NEW HOLLAND 1090, MACDON HYDRO-MAC, RENN 2000

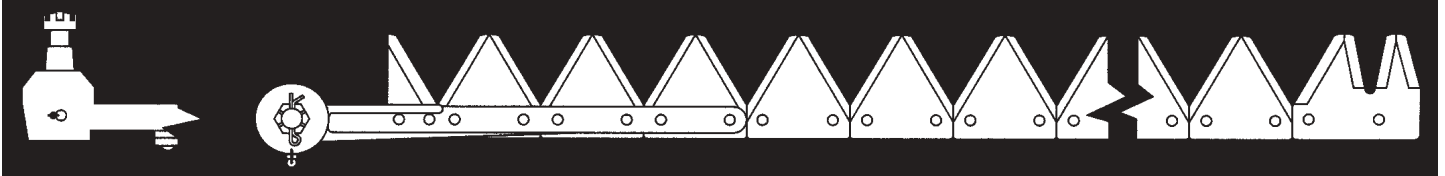


BOLT-ON NUMBER	RIVETED NUMBER	REPLACEMENT FOR	SICKLE LENGTH	NUMBER OF SECTIONS	TYPE OF SECTION	OEM SECTION PART NUMBER	WESTWARD SECTION PART NUMBER	HEAD NUMBER
CUT 07436	CUT 06436	1046768M91	12 ft.	47	H TS PL	1046776M1	CUT 05003	1043844M91
CUT 07437	CUT 06437	1046769M91	15 ft.	59	H TS PL	1046776M1	CUT 05003	1043844M91
	CUT 06438		15 ft.	59	R US PL	160262M1	CUT 05002	1043844M91
CUT 07438			15 ft.	59	R US PL	160262M1	CUT 05002	Headless
CUT 07441	CUT 06441	1055086M91	18 ft.	71	H TS PL	1046776M1	CUT 05003	1043844M91
CUT 07439	CUT 06439		18 ft.	71	R TS PL	1046779M1	CUT 05004	1043844M91
	CUT 06440		18 ft.	71	R US PL	160262M1	CUT 05002	1043844M91
CUT 07440			18 ft.	71	R US PL	160262M1	CUT 05002	Headless
CUT 07444	CUT 06444	1055087M91	21 ft.	83	H TS PL	1046776M1	CUT 05003	1043844M91
	CUT 06442		21 ft.	83	R TS PL	1046779M1	CUT 05004	1043844M91
CUT 07442			21 ft.	83	R TS PL	1046779M1	CUT 05004	Headless
	CUT 06443		21 ft.	83	R US PL	160262M1	CUT 05002	1043844M91
CUT 07443			21 ft.	83	R US PL	160262M1	CUT 05002	Headless

Sickle Assemblies



**WINDROWERS: 775 WITH AUGER HEADER
WHITE 6200 WITH AUGER HEADER, 785 AUGER HEADER**



BOLT-ON NUMBER	RIVETED NUMBER	REPLACEMENT FOR	SICKLE LENGTH	NUMBER OF SECTIONS	TYPE OF SECTION	OEM SECTION PART NUMBER	WESTWARD SECTION PART NUMBER	HEAD NUMBER
CUT 07620	CUT 06620	1049402M91	12 ft.	48	H TS PL	1046776M1	CUT 05003	1049406M91
CUT 07621	CUT 06621	1049403M91	14 ft.	56	H TS PL	1046776M1	CUT 05003	1049406M91




**SWATHERS: 200 SELF-PROPELLED AND 210 PULL TYPE, 220SP
PMI 702, 722**



BOLT-ON NUMBER	RIVETED NUMBER	REPLACEMENT FOR	SICKLE LENGTH	NUMBER OF SECTIONS	TYPE OF SECTION	OEM SECTION PART NUMBER	WESTWARD SECTION PART NUMBER	HEAD NUMBER	
CUT 07659	CUT 06659	3729275M1	4 ft. (RH)	17	R US BL	3725570M1	CUT 05006	Headless	
CUT 07660		3729275M1TS	4 ft. (RH)	17	H TS BL	3725570M1TS	CUT 05168	Headless	
CUT 07661	CUT 06661	3729274M1	8 ft. (RH)	33	R US BL	3725570M1	CUT 05006	Headless	
CUT 07662		3729274M1TS	8 ft. (RH)	33	H TS BL	3725570M1TS	CUT 05168	Headless	
CUT 07664	CUT 06664	3727609M1	12 ft. (RH)	49	R US BL	3725570M1	CUT 05006	Headless	
CUT 07664-LS		3727609M1	12 ft. (RH)	49	R US BL	3725570M1	CUT 05006	Headless	
CUT 07665		3727609M1TS	12 ft. (RH)	49	H TS BL	3725570M1TS	CUT 05168	Headless	
CUT 07665-LS		3727609M1TS	12 ft. (RH)	49	H TS BL	3725570M1TS	CUT 05168	Headless	
CUT 07657		CUT 06657	3727608M1	14 ft. (LH)	53	R US BL	3725570M1	CUT 05006	Headless
CUT 07657-LS	3727608M1		14 ft. (LH)	53	R US BL	3725570M1	CUT 05006	Headless	
CUT 07658	3727608M1TS		14 ft. (LH)	53	H TS BL	3725570M1TS	CUT 05168	Headless	
CUT 07658-LS	3727608M1TS		14 ft. (LH)	53	H TS BL	3725570M1TS	CUT 05168	Headless	
CUT 07666	CUT 06666	3729273M1	16 ft. (RH)	65	R US BL	3725570M1	CUT 05006	Headless	
CUT 07666-LS		3729273M1	16 ft. (RH)	65	R US BL	3725570M1	CUT 05006	Headless	
CUT 07667		3729273M1TS	16 ft. (RH)	65	H TS BL	3725570M1TS	CUT 05168	Headless	
CUT 07667-LS		3729273M1TS	16 ft. (RH)	65	H TS BL	3725570M1TS	CUT 05168	Headless	
CUT 07668	CUT 06668	3729276M1	20 ft. (RH)	81	R US BL	3725570M1	CUT 05006	Headless	
CUT 07669		3729276M1TS	20 ft. (RH)	81	H TS BL	3725570M1TS	CUT 05168	Headless	
CUT 08053		113402M1 66658 32853	Bar Splice						


LS= Spliced Knife Assemblies

Sickle Assemblies



SWATHERS: PULL TYPE 613, 625

JOHN DEERE 590 (30'), MACDON 3000, PREMIER 1900
CIH 721, 725, 730, 742, 750 PRAIRIE STAR 4600



BOLT-ON NUMBER	RIVETED NUMBER	REPLACEMENT FOR	SICKLE LENGTH	NUMBER OF SECTIONS	TYPE OF SECTION	OEM SECTION PART NUMBER	WESTWARD SECTION PART NUMBER	HEAD NUMBER
CUT 07675	06675	1043842M91	21 ft.	83	R US BL	1041472M1	CUT 05070	Headless
CUT 07674	06674		21 ft.	83	R US PL	1041472M1CR	CUT 05002	Headless
CUT 07677	06677	1065051M91	25 ft.	99	R US BL	1041472M1	CUT 05070	Headless
CUT 07676	06676		25 ft.	99	R US PL	1041472M1CR	CUT 05002	Headless
CUT 07679	06679	1065052M91	30 ft.	119	R US BL	1041472M1	CUT 05070	Headless
CUT 07678	06678		30 ft.	119	R US PI	1041472M1CR	CUT 05002	Headless
CUT 07681	06681	1069664M91	21 ft. (LH)	83	R US BL	1041472M1	CUT 05070	Headless
CUT 07680	06680		21 ft. (LH)	83	R US PL	1041472M1CR	CUT 05002	Headless
	06890		21 ft. (LH)	83	H TS CR	1046776M1	CUT 05003	Headless
CUT 07683	06683	1069665M91	15 ft. (RH)	60	R US BL	1041472M1	CUT 05070	Headless
CUT 07682	06682		15 ft. (RH)	60	R US PL	1041472M1CR	CUT 05002	Headless
	06891		15 ft. (RH)	60	H TS CR	1046776M1	CUT 05003	Headless

Note: For 36' unit, order one 21' length LH and one 15' length RH


For 42' duplex unit, order two 21' sickle assemblies.

For 50' duplex unit, order two 25' sickle assemblies.

Sickle Assemblies



SWATHERS: 885 WITH AUGER HEADER
WHITE 6400, JOHN DEERE 2360, WESTWARD 7000



BOLT-ON NUMBER	RIVETED NUMBER	REPLACEMENT FOR	SICKLE LENGTH	NUMBER OF SECTIONS	TYPE OF SECTION	OEM SECTION PART NUMBER	WESTWARD SECTION PART NUMBER	HEAD NUMBER
CUT 07632	CUT 06632	1057934M91	12 ft.	48	XH TS BL	1071707M1	CUT 05123	Headless
CUT 07632-LS		1057934M91	12 ft.	48	XH TS BL	1071707M1	CUT 05123	Headless
CUT 07634		1057934M91	12 ft.	48	XH ST PL	1071707M1ST	CUT 05139	Headless
CUT 07635	CUT 06635	1056866M91	14 ft.	56	XH TS BL	1071707M1	CUT 05123	Headless
CUT 07635-LS		1056866M91	14 ft.	56	XH TS BL	1071707M1	CUT 05123	Headless
CUT 07636		1056866M91	14 ft.	56	XH BT BL	1071707M1BT	CUT 05156	Headless
CUT 07638		1056866M91	14 ft.	56	XH ST BL	1071707M1ST	CUT 05139	Headless
CUT 07639	CUT 06639	1057538M91	16 ft.	64	XH TS BL	1071707M1	CUT 05123	Headless
CUT 07639-LS		1057538M91	16 ft.	64	XH TS BL	1071707M1	CUT 05123	Headless
CUT 07641		1057538M91	16 ft.	64	XH ST BL	1071707M1ST	CUT 05139	Headless

LS = Spliced Knife Assemblies




SWATHERS: 885 WITH DRAPER HEADER
JOHN DEERE 2360, MACDON MULTI-CROP 7000, WHITE 6400

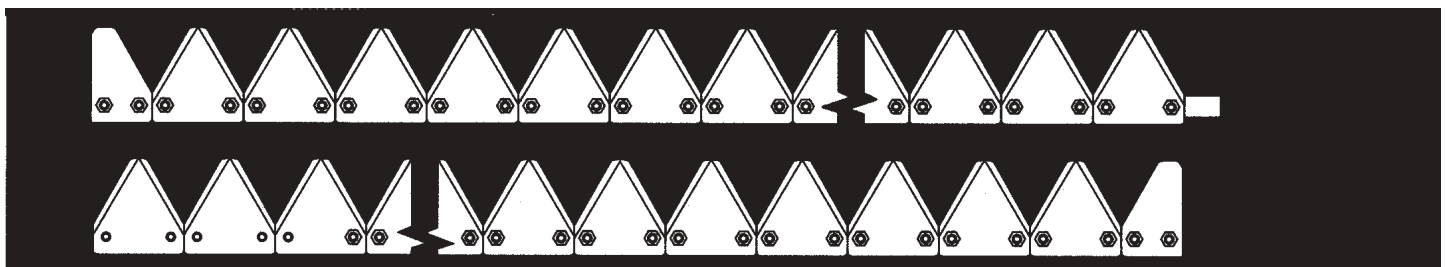


BOLT-ON NUMBER	RIVETED NUMBER	REPLACEMENT FOR	SICKLE LENGTH	NUMBER OF SECTIONS	TYPE OF SECTION	OEM SECTION PART NUMBER	WESTWARD SECTION PART NUMBER	HEAD NUMBER
CUT 07622	CUT 06622	1057966M91 1057964M91	15 ft.	59	H TS PL	1055090M1	CUT 05005	Headless
CUT 07626	CUT 06626	1057966M91 1057964M91	15 ft.	59	XH TS BL	1071707M1	CUT 05123	Headless
CUT 07624			15 ft.	59	XH TS ST	1071707M1ST	CUT 05182	Headless
CUT 07623	CUT 06623	1057967M91 1057965M91	18 ft.	71	H TS PL	1055090M1	CUT 05005	Headless
CUT 07627	CUT 06627	1057967M91 1057965M91	18 ft.	71	XH TS BL	1071707M1	CUT 05123	Headless
CUT 07625			18 ft.	71	XH TS STPL	1071707M1ST	CUT 05139	Headless
CUT 07551	CUT 06551	1057508M91	21 ft.	83	H TS PL	1055090M1	CUT 05005	Headless
CUT 07628	CUT 06628	1057508M91	21 ft.	83	XH TS BL	1071707M1	CUT 05123	Headless
CUT 07552			21 ft.	83	XH TS ST	1071707M1ST	CUT 05182	Headless
CUT 07553	CUT 06553	1056739M91 1056738M91	25 ft.	99	H TS PL	1055090M1	CUT 05005	Headless
CUT 07629	CUT 06629	1056739M91 1056738M91	25 ft.	99	XH TS BL	1071707M1	CUT 05123	Headless
CUT 07555	CUT 06555	1057912M91	30 ft.	119	H TS PL	1055090M1	CUT 05005	Headless
CUT 07630	CUT 06630	1057912M91	30 ft.	119	XH TS BL	1071707M1	CUT 05123	Headless

Sickle Assemblies


WINDROWERS: #885 WITH DRAPER HEADER - 2 PIECE SICKLE
960, 962 (30' & 36') DOUBLE AND TRIPLE DELIVERY HARVEST HEADERS


BOLT-ON NUMBER	RIVETED NUMBER	REPLACEMENT FOR	SICKLE LENGTH	NUMBER OF SECTIONS	TYPE OF SECTION	OEM SECTION PART NUMBER	WESTWARD SECTION PART NUMBER	HEAD NUMBER	
CUT 07871		49667	21 ft. (LH)	83	XH TS BL	34390	CUT 05123	Headless	
CUT 07552		49667ST	21 ft. (LH)	83	XH ST BL	102053	CUT 05182	Headless	
CUT 07872		43076	4 ft. (RH)	13	XH TS BL	34390	CUT 05123	Headless	
CUT 07554		43076ST	4 ft. (RH)	13	XH ST BL	102053	CUT 05182	Headless	
CUT 07873		43077	9 ft. (RH)	33	XH TS BL	34390	CUT 05123	Headless	
CUT 07556		43077ST	9 ft. (RH)	33	XH ST BL	102053	CUT 05182	Headless	
CUT 07874		43078	15 ft. (RH)	57	XH TS BL	34390	CUT 05123	Headless	
CUT 07624		43078ST	15 ft. (RH)	57	XH ST BL	102053	CUT 05182	Headless	
CUT 08052		33955 43206	Bar Splice c/w Bolts & Nuts						



WINDROWERS: #885 WINDROWERS #7000
WITH AUGER HEADER - DOUBLE KNIFE DRIVE


BOLT-ON NUMBER	RIVETED NUMBER	REPLACEMENT FOR	SICKLE LENGTH	NUMBER OF SECTIONS	TYPE OF SECTION	OEM SECTION PART NUMBER	WESTWARD SECTION PART NUMBER	HEAD NUMBER
CUT 07646		155062	7 ft. (LH)	29	XH TS BL	34390	CUT 05123	Headless
CUT 07644		155062ST	7 ft. (LH)	29	XH ST BL	102053	CUT 05182	Headless
CUT 09160		155062PLST	7 ft. (LH)	29	XH ST PL	102053PL	CUT 05139	Headless
CUT 07867		155078	8 ft. (RH)	31	XH TS BL	34390	CUT 05123	Headless
CUT 07840		155078ST	8 ft. (RH)	31	XH ST BL	102053	CUT 05182	Headless
CUT 09161		155078PLST	8 ft. (RH)	31	XH ST PL	102053PL	CUT 05139	Headless
CUT 07870		155066	9 ft. (LH)	37	XH TS BL	34390	CUT 05123	Headless
CUT 07842		155066ST	9 ft. (LH)	37	XH ST BL	102053	CUT 05182	Headless
CUT 09162		155066PLST	9 ft. (LH)	37	XH ST PL	102053PL	CUT 05139	Headless
CUT 07869		155067	9 ft. (RH)	35	XH TS BL	34390	CUT 05123	Headless
CUT 07841		155067ST	9 ft. (RH)	35	XH ST BL	102053	CUT 05182	Headless
CUT 09163		155067PLST	9 ft. (RH)	35	XH ST PL	102053PL	CUT 05139	Headless

Sickle Assemblies



COMBINES: 540, 550, 750, 760 WITH FLOATING HEADER, WOBBLE DRIVE, 1859 FLEX




BOLT-ON NUMBER	RIVETED NUMBER	REPLACEMENT FOR	SICKLE LENGTH	NUMBER OF SECTIONS	TYPE OF SECTION	OEM SECTION PART NUMBER	WESTWARD SECTION PART NUMBER	HEAD NUMBER
CUT 07693	CUT 06693	1053193M92	15 ft.	62	XH TS PL	1053209M1	CUT 05024	239481M92
CUT 07694	CUT 06694	1053193M92BT	15 ft.	62	XH BT PL	1053209M1BT	CUT 05154	239481M92
CUT 09223	CUT 08223	1053194M92	16 ft.	66	XH TS PL	1053209M1	CUT 05024	239481M92
CUT 09224	CUT 08224	1053194M92BT	16 ft.	66	XH BT PL	1053209M1BT	CUT 05154	239481M92
CUT 07695	CUT 06695	1053195M92	18 ft.	74	XH TS PL	1053209M1	CUT 05024	239481M92
CUT 07696	CUT 06696	1053195M92BT	18 ft.	74	XH BT PL	1053209M1BT	CUT 05154	239481M92
CUT 07697	CUT 06697	1053196M92	20 ft.	82	XH TS PL	1053209M1	CUT 05024	239481M92
CUT 07699	CUT 06699	1053196M92BT	20 ft.	82	XH BT PL	1053209M1BT	CUT 05154	239481M92

These sickles use a countersunk fastener.

Coarse Serration Profile

With ten serrations per inch, **Big Tooth Sickle Sections** are best suited for medium to coarse stemmed crops. Their serration profile is aggressive enough to grab and hold dryer, large-stemmed stalks, yet fine enough to cut all but the most delicate grasses.

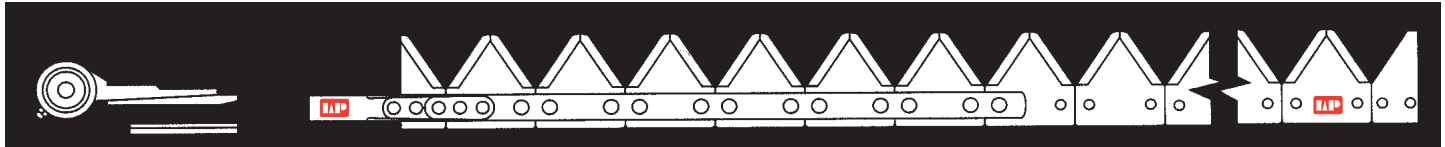


BIG TOOTH/BLACK

Sickle Assemblies



**COMBINES: 410, 510, 540, 550, 750, 760
WITH RIGID HEADER 1859**



BOLT-ON NUMBER	RIVETED NUMBER	REPLACEMENT FOR	SICKLE LENGTH	NUMBER OF SECTIONS	TYPE OF SECTION	OEM SECTION PART NUMBER	WESTWARD SECTION PART NUMBER	HEAD NUMBER
CUT 09225	CUT 08225	260611M94	13 ft.	51	H TS PL	146503M2	CUT 05023	239481M92
CUT 09225-LS		260611M94	13 ft.	51	H TS PL	146503M2	CUT 05023	239481M92
CUT 09226	CUT 08226	260620M94	15 ft.	59	H TS PL	146503M2	CUT 05023	239481M92
CUT 09226-LS		260620M94	15 ft.	59	H TS PL	146503M2	CUT 05023	239481M92
CUT 09227	CUT 08227	260620M94BT	15 ft.	59	H BT PL	146503M2BT	CUT 05169	239481M92
CUT 07684	CUT 06684	260623M94	16 ft.	63	H TS PL	146503M2	CUT 05023	Headless
CUT 07684-LS		260623M94	16 ft.	63	H TS PL	146503M2	CUT 05023	239481M92
CUT 07685	CUT 06685	260623M94BT	16 ft.	63	H BT PL	146503M2BT	CUT 05169	239481M92
CUT 07686	CUT 06686	260626M94	18 ft.	71	H TS PL	146503M2	CUT 05023	239481M92
CUT 07686-LS		260626M94	18 ft.	71	H TS PL	146503M2	CUT 05023	239481M92
CUT 07687	CUT 06687	260626M94BT	18 ft.	71	H BT PL	146503M2BT	CUT 05169	239481M92
CUT 07688	CUT 06688	260629M94	20 ft.	79	H TS PL	146503M2	CUT 05023	239481M92
CUT 07688-LS		260629M94	20 ft.	79	H TS PL	146503M2	CUT 05023	239481M92
CUT 07689	CUT 06689	260629M94BT	20 ft.	79	H BT PL	146503M2BT	CUT 05169	239481M92
CUT 07690	CUT 06690	260632M94	24 ft.	95	H TS PL	146503M2	CUT 05023	Headless
CUT 07690-LS		260632M94	24 ft.	95	H TS PL	146503M2	CUT 00523	239481M92
CUT 07691	CUT 06691	260632M94BT	24 ft.	95	H BT PL	146503M2BT	CUT 05169	239481M92
CUT 07692		260632M94ST	24 ft.	95	H TS PLST	146503MST	CUT 05118	Headless

LS = Spliced Knife Assemblies

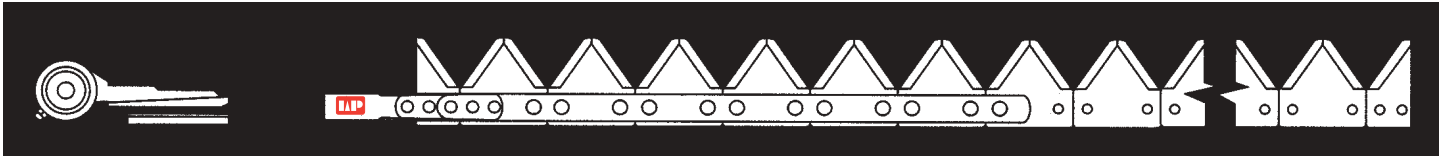
COMBINES: #9700, #9750

BOLT-ON NUMBER	RIVETED NUMBER	REPLACEMENT FOR	SICKLE LENGTH	NUMBER OF SECTIONS	TYPE OF SECTION	OEM SECTION PART NUMBER	WESTWARD SECTION PART NUMBER	HEAD NUMBER
CUT 09228		104954F11	18 ft.	73	XH TS BL TP	148281M1	CUT 05220	Headless
CUT 09229		103201M92	20 ft.	81	XH TS BL TP	148281M1	CUT 05220	Headless
CUT 09230		103202M91	22 ft.	89	XH TS BL TP	148281M1	CUT 05220	Headless
CUT 09231		103203M91	24 ft.	97	XH TS BL TP	148281M1	CUT 05220	Headless
CUT 09232		103204M92	30 ft.	119	XH TS BL TP	148281M1	CUT 05220	Headless

Sickle Assemblies



COMBINES: 850, 860 WITH RIGID HEADERS, 2381 & 9000 SERIES



BOLT-ON NUMBER	RIVETED NUMBER	REPLACEMENT FOR	SICKLE LENGTH	NUMBER OF SECTIONS	TYPE OF SECTION	OEM SECTION PART NUMBER	WESTWARD SECTION PART NUMBER	HEAD NUMBER
CUT 09225	CUT 08225	147523M92	13 ft.	51	H TS PL	146503M2	CUT 05023	239481M92
CUT 09225-LS		147523M92	13 ft.	51	H TS PL	146503M2	CUT 05023	239481M92
CUT 09226	CUT 08226	147524M92	15 ft.	59	H TS PL	146503M2	CUT 05023	239481M92
CUT 09226-LS		147524M92	15 ft.	59	H TS PL	146503M2	CUT 05023	239481M92
CUT 09227	CUT 08227	147524M92BT	15 ft.	59	H BT PL	146503M2BT	CUT 05169	239481M92
CUT 07684	CUT 06684	147525M92	16 ft.	63	H TS PL	146503M2	CUT 05023	Headless
CUT 07684-LS		147525M92	16 ft.	63	H TS PL	146503M2	CUT 05023	239481M92
CUT 07686	CUT 06686	147526M92	18 ft.	71	H TS PL	146503M2	CUT 05023	239481M92
CUT 07686-LS		147526M92	18 ft.	71	H TS PL	146503M2	CUT 05023	239481M92
CUT 07687	CUT 06687	147526M92BT	18 ft.	71	H BT PL	146503M2BT	CUT 05169	239481M92
CUT 07688	CUT 06688	147527M92	20 ft.	79	H TS PL	146503M2	CUT 05023	239481M92
CUT 07688-LS		147527M92	20 ft.	79	H TS PL	146503M2	CUT 05023	239481M92
CUT 07689	CUT 06689	147527M92BT	20 ft.	79	H BT PL	146503M2BT	CUT 05169	239481M92
CUT 07700	CUT 06700	267150M92	22 ft.	87	H TS PL	146503M2	CUT 05023	239481M92
CUT 07700-LS		267150M92	22 ft.	87	H TS PL	146503M2	CUT 05023	239481M92
CUT 07701	CUT 06701	267150M92BT	22 ft.	87	H BT PL	146503M2BT	CUT 05169	239481M92
CUT 07690	CUT 06690	282344M93	24 ft.	95	H TS PL	146503M2	CUT 05023	Headless
CUT 07690-LS		282344M93	24 ft.	95	H TS PL	146503M2	CUT 05023	239481M92
CUT 07691	CUT 06691	282344M93BT	24 ft.	95	H BT PL	146503M2BT	CUT 05169	239481M92
CUT 07692		282344M93ST	24 ft.	95	H TS PLST	146503M2ST	CUT 05118	Headless
CUT 07702	CUT 06702	282348M93	30 ft.	119	H TS PL	146503M2	CUT 05023	239481M92
CUT 07702-LS		282348M93	30 ft.	119	H TS PL	146503M2	CUT 05023	239481M92
CUT 07703	CUT 06703	282348M93BT	30 ft.	119	H BT PL	146503M2BT	CUT 05169	239481M92

LS = Spliced Knife Assemblies

Sickle Assemblies



COMBINES: 850, 860 WITH FLOATING HEADERS, 9100 SERIES



BOLT-ON NUMBER	RIVETED NUMBER	REPLACEMENT FOR	SICKLE LENGTH	NUMBER OF SECTIONS	TYPE OF SECTION	OEM SECTION PART NUMBER	WESTWARD SECTION PART NUMBER	HEAD NUMBER
CUT 07704	CUT 06704	148079M91	13 ft.	52	H TS PL	146503M2	CUT 05023	239481M92
CUT 07705	CUT 06705	148079M91BT	13 ft.	52	H BT PL	146503M2BT	CUT 05169	239481M92
CUT 07706	CUT 06706	148080M91	15 ft.	60	H TS PL	146503M2	CUT 05023	239481M92
CUT 07707	CUT 06707	148080M91BT	15 ft.	60	H BT PL	146503M2BT	CUT 05169	239481M92
CUT 07708	CUT 06708	148081M91	16 ft.	64	H TS PL	146503M2	CUT 05023	239481M92
CUT 07709	CUT 06709	148081M91BT	16 ft.	64	H BT PL	146503M2BT	CUT 05169	239481M92
CUT 07710	CUT 06710	148082M91	18 ft.	72	H TS PL	146503M2	CUT 05023	239481M92
CUT 07711	CUT 06711	148082M91BT	18 ft.	72	H BT PL	146503M2BT	CUT 05169	239481M92
CUT 07712	CUT 06712	148083M91	20 ft.	80	H TS PL	146503M2	CUT 05023	239481M92
CUT 07713	CUT 06713	148083M91BT	20 ft.	80	H BT PL	146503M2BT	CUT 05169	239481M92
CUT 07715	CUT 06715	148084M91	22 ft.	88	H TS PL	146503M2	CUT 05023	239481M92
CUT 07716	CUT 06716	148084M91BT	22 ft.	88	H BT PL	146503M2BT	CUT 05169	239481M92




**COMBINES: 8560, 8570, 8590, 8670, 8680, 9520, 900 SERIES HEADERS
COMBINES WITH KWIK-CUT PLATFORMS**



BOLT-ON NUMBER	RIVETED NUMBER	REPLACEMENT FOR	SICKLE LENGTH	NUMBER OF SECTIONS	TYPE OF SECTION	OEM SECTION PART NUMBER	WESTWARD SECTION PART NUMBER	HEAD NUMBER
CUT 07717		31-2529233	13 ft.	36	H TS BL	31-1714750	CUT 05026	Headless
CUT 07718		31-2529243	15 ft.	42	H TS BL	31-1714750	CUT 05026	Headless
CUT 07719		31-2529253	16 ft.	44	H TS BL	31-1714750	CUT 05026	Headless
CUT 07724		31-2529263	18 ft.	49	H TS BL	31-1714750	CUT 05026	Headless
CUT 07720		31-2529273	20 ft.	55	H TS BL	31-1714750	CUT 05026	Headless
CUT 07721		31-2529283	22 ft.	60	H TS BL	31-1714750	CUT 05026	Headless
CUT 07722		31-2529293	24 ft.	66	H TS BL	31-1714750	CUT 05026	Headless
CUT 07723		31-2529303	30 ft.	82	H TS BL	31-1714750	CUT 05026	Headless

Sickle Sections

TYPE OF SECTION
SM = Smooth
SS = Super 7 (7 serrations/inch) top serrated
BT = Big Tooth (10 serrations/inch)
ST = Saber Tooth (7 serrations/inch)
US = Under Serrated
TS = Top Serrated (14 serrations/inch)
TT = Tiger Tooth
TP = Twin Point
TJ = Tiger Jaw
CTSK = Countersunk



160262M1
05002

146503M1
05023

ORDER NUMBER	REPLACEMENT FOR	SECTION SIZE	TYPE OF SECTION	SECTION THICKNESS	SECTION FINISH	MACHINE	FASTENER PART NUMBER
CUT 05024	1053209M1	Shape 9	TS	XH	Plated	H-C Floating Headers	01011 5/8 CS
CUT 05205	1053209M1BLBT	Shape 9	BT	XH	Black	H-C Floating Headers	01011 5/8 CS
CUT 05154	1053209M1BT	Shape 9	BT	XH	Plated	H-C Floating Headers	01011 5/8 CS
CUT 05133	1053209M1ST	Shape 9	STTS	H	Plated	H-C Floating Headers	01011 5/8 CS
CUT 05194	683937M1	Shape 2	US	H	Black	Mower Conditioner	01014 9/16 OH
CUT 05025	1036362M1	Shape 2	US	XH	Black	81, 725, 925	01012 5/8 OH
CUT 05007	130356M1	Shape 3	US	XH	Black	Mowers 30, 31, 32, 42,	01012 5/8 OH
CUT 05053	669807M1	Shape 3	US	XH	Plated	51, 52, 71, 135, 238 MH	01012 5/8 OH
CUT 05052	669806M1	Shape 3	SM	XH	Plated	5, 6, 40, AEO, PEO,	01012 5/8 OH
CUT 05004	1046779M1	Shape 3	TS	R	Plated		01008 1/2 OH
CUT 05070	1041472M1	Shape 3	US	R	Black	Windrower	01008 1/2 OH
CUT 05124	34390CR	Shape 3	TS	XH	Plated		01012 5/8 OH
CUT 05008	130357M1	Shape 3	SM	H	Black		01014 9/16 OH
CUT 05002	160262M1	Shape 3	US	R	Plated	35, 655, 775	01008 1/2 OH
CUT 05003	1046776M1	Shape 3	TS	H	Plated		01014 9/16 OH
CUT 05021	1046776M1BT	Shape 3	BT	H	Plated		01014 9/16 OH
CUT 05080	1046776M1ST	Shape 3	ST	XH	Plated		01012 5/8 OH
CUT 05123	1071707M1	Shape 3	TS	XH	Black		01012 5/8 OH
CUT 05156	1071707M1BT	Shape 3	BTTS	XH	Black		01012 5/8OH
CUT 05182	1071707M1ST	Shape 3	STTS	XH	Black		01012 5/8OH
CUT 05139	1071707M1ST	Shape 3	STTS	XH	Plated		01012 5/8 OH
CUT 05005	1055090M1	3 x 3-7/32"	TS	H	Plated	Windrower 785, 885	01014 9/16 OH
CUT 05030	470094M1	Shape 12	TS	R	Black		01008 1/2 OH
CUT 05022	216607M2 261431M1 160254M1 160255M2	Shape 12	TS	R	Plated	All Combines	01008 1/2 OH
CUT 05023	146503M2 261431M1H	Shape 12	TS	H	Plated	Windrower 34, 36, 44	01014 9/16 OH
CUT 05219	206236M1H	Shape 12	BT	H	Black	Combines	01014 9/16 OH
CUT 05169	146503M2BT	Shape 12	BT	H	Plated		01014 9/16 OH
CUT 05118	All Above	Shape 12	TS ST	H	Plated		01014 9/16 OH
CUT 03348	264994M2	-	Half Section (RH)		Plated	All Combines	01012 5/8 OH
CUT 03349	264993M2	-	Half Section (LH)		Plated		01012 5/8 OH
CUT 05102	1904914M2	Twin Point	TS	XH	Plated	Power Cut	01100 TJ55
CUT 05091	1904915M1	Twin Point Shape 8	TS ST	XH	Plated		01100 TJ55
CUT 05026	31-1714750	3 Point	TS	H	Black	Kwik-Cut	01115 1/4 x 5/8 Bolt
CUT 05006	3725570M1	3 x 3-7/32"	US	R	Black	Swather Models 200, 210	01115 1/4 x 5/8 Bolt
CUT 05168	3725570M1HTS	3 x 3-7/32"	TS	H	Black		01115 1/4 x 5/8 Bolt
CUT 05220	148281M1	Twin Point Shape 8	TS	XH	Black	Combines 9700 Series	01012 5/8 OH

Sickle Sections

OVERLAP SECTIONS FOR RIVETED SICKLE ASSEMBLIES (60 DEGREES CTSK) PACKAGE OF 10

ORDER NUMBER	REPLACEMENT FOR	SECTION SIZE	TYPE OF SECTION	SECTION THICKNESS	SECTION FINISH	MACHINE	FASTENER PART NUMBER
CUT 05181	118407	Overlap Bottom CTSK	ST	XH	Black	885 Auger Header Hay Machines	01011 5/8 CS
CUT 05180	118406	Overlap Top CTSK	ST	XH	Black	885 Auger Header Hay Machines	01011 5/8 CS
CUT 05217	118358	Overlap Bottom CTSK	TS	XH	Black	885 Auger Header Hay Machines	01011 5/8 CS
CUT 05218	118357	Overlap Top CTSK	TS	XH	Black	885 Auger Header Hay Machines	01011 5/8 CS

OVERLAP KIT FOR BOLTED SICKLE ASSEMBLIES

CUT 03339	Consists of 05218 (4 pcs.) CTSK top, 05217 (3 pcs.) CTSK bottom, 60° CTSK Head Bolt (12 pcs.) Nuts (12 pcs.)	For MacDon machines, one complete set for left and right hand sickles Bolted assemblies only - 60° CTSK (TS, XH, BL)
CUT 03340	Consists of 05180 (4 pcs.) CTSK top and 05181 (3 pcs.) CTSK bottom 60° CTSK Head Bolt (12 pcs.) Nuts (12 pcs.)	For MacDon machines, one complete set for left and right hand sickles Bolted assemblies only - 60° CTSK (ST, XH, BL)

UNIVERSAL END SECTIONS

Packaged in cards of two.

APPLICATION: All mowers, mower conditioners & windrowers with standard cutterbar.



03315

03319

03325

ORDER NUMBER	DESCRIPTION
CUT 03325	2 End Sections Under Serrated Chrome RH
CUT 03315	2 End Sections Top Serrated Chrome RH
CUT 03319	2 End Sections Top Serrated Chrome LH for use in Twin Sickle Application
CUT 03327	2 End Sections Top Serrated Super Seven Chrome RH
CUT 03318	2 End Sections Under Serrated Chrome LH
CUT 03320	2 End Sections Top Serrated Black RH
CUT 03321	2 End Sections Top Serrated Black LH
CUT 03358	2 End Sections Top Serrated Chrome 1LH, 1RH
CUT 03359	2 End Sections Top Serrated Black 1LH, 1RH
CUT 03357	2 End Sections Top Serrated Super Seven Chrome LH

Cutter Bar Components

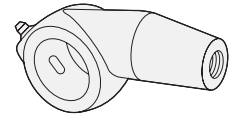
ORDER NUMBER	REPLACEMENT FOR	DESCRIPTION	MACHINE
CUT 02103	683879M91	Sickle Head	Mower/Cond. 725, 925
CUT 02315	683458M1	Bushing	Head #02103
CUT 02104	144306M91	Sickle Head	Windrower 34, 36, 44
CUT 02316	143015M1	Bushing	Head #02104
CUT 02074	1043844M91	Sickle Head	Windrower 655, 775, 785 with Draper Header
CUT 02107	34388	Head LH	7000, 885 Auger Header
CUT 02108	34895	Head RH	7000, 885 Auger Header
CUT 02309	1041478M91	Bushing	Head #02074, 02107, 02108
CUT 02105	1049406M91	Sickle Head	Windrower 775 785 with Auger Header
CUT 02106	1056738M91	Sickle Head	Swather 885
CUT 02313	832261M1	Bearing	Head #02106
CUT 02314	834540M1	Seal	Head #02106
CUT 02302	1056736M1	Knife Head Pin	Head #02106
CUT 02114	239481M92	Head Only	Combines 410-860
CUT 02100	669505M3	Head	Mowers 32, 42, 52
CUT 02101	667200M95	Head & Strap	Mowers 30, 31
CUT 02102	581387M1	Head only	Mowers 41, 135
CUT 02317	581169M91	Spring, Head & Connector	Head #02102
CUT 02318	667015M1	Connector	
CUT 02111	148357M1 Spring & 239481M92 Knifehead	Head Assembly	Combines 1859 Header
CUT 02112	282350M1 Spring & 239481M92	Head Assembly	Combines Rigid Header 22 to 30 ft.
CUT 02113	147522M2 Spring & 239481M92 Knifehead	Head Assembly	Combines Rigid Header 13 to 20 ft.
CUT 02319	148357M91	Spring/Knifehead	Combines
CUT 02320	147522M2	Spring/Knifehead	Combines
CUT 02321	282350M2	Spring/Knifehead	Combines
CUT 02068	1055977M91	Head	Windrower 35
CUT 02109	3727578M1 39872	Head	Windrowers 200, 210, 220
CUT 02110	32722	Head	Windrowers 613, 625
CUT 04060	669434M1	Pitman Wood-34"	Mowers



CUT 02104



CUT 02074



CUT 02318




CUT 02320



CUT 04060

Wear Plates


ORDER NUMBER	DESCRIPTION	MACHINE
CUT 03201	Wear Plate	All Combines
CUT 03199	Wear Plate 6"	Alternative to 03201
CUT 03218	Wear Plate 6" Slotted	Alternative to 03201



CUT 03201



CUT 03218



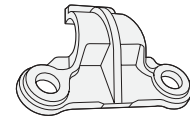
CUT 03199

Hold Down Clips

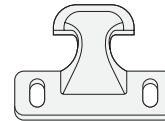
PART NUMBER	REPLACEMENT	APPLICATION
CUT 03000	130431M1	Mowers- used on sections
CUT 03001	668719M1	Mowers - used over knife head
CUT 03003	232135	Floating bar series 2 - high arch
CUT 03004	1053175M1	Floating bar series 2 - low arch, 1859 Headers
CUT 03005	206195M1 143241M1	All combines except HC floating headers
CUT 03025	BSL600 Adjustable	For sections



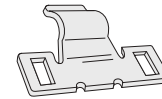
CUT 03025



CUT 03001



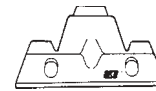
CUT 03004



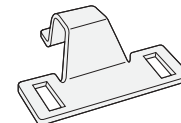
CUT 03005

High Clearance Clips for Bolted Sickles

PART NUMBER	REPLACEMENT	APPLICATION
CUT 03011	130431M1 1041469M1 1055108M1 BSL600	For bolted sickles - used on sections
CUT 03012	BSH500	For head clearance on bolted sickles



CUT 03011



CUT 03012

Adjustable Clips

PART NUMBER	REPLACEMENT	APPLICATION
CUT 03019	XL2000ADJ	Lo Arch
CUT 03020	XH2000ADJ	Hi Arch
CUT 03022	XLA	Clip Arch Only, Low
CUT 03024	RB100	Rubber Elastomer

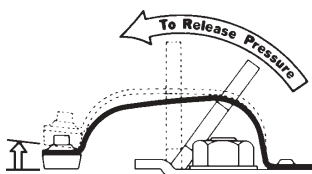
Sic-L-Clips



- Saves wear on sickle sections.
- Quiets mower & extends sickle life.
- Allows increased cutting speed.
- High carbon steel spring holds sickle sections against ledger plates for improved cutting.
- Replaceable "Nylatron" wear strip.
- Fully plated to prevent rust.
- No adjustment necessary for wear.

PART NO.	REPLACES	DESCRIPTION
CUT 03006	SLC-330	Standard model for 3/8" bolts
CUT 03007	SLC-331	*Hi-Clear model for 3/8" bolts
CUT 03008	SLC-370	Standard model for 7/16" bolts
CUT 03009	SLC-371	*Hi-Clear model for 7/16" bolts
CUT 03010	SLC-400	Replaceable Nylatron wear strip

*Recommended for bolted sections




Exclusive "Snap-Action" Release
A "flip of the lever" releases pressure for removing Sickle Bar!

FITS MASSEY FERGUSON

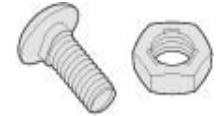
Bolt-On Fasteners

7/32" DIAMETER



PART NO.	REPLACES	DESCRIPTION
CUT 01100	TJ55BN	5/8" standard section bolt w/nut (pkg. of 100)
CUT 01101	TJ85BN	1" head bolt w/nut (pkg. of 25)
CUT 01102	TJ95BN	1 1/4" head bolt w/nut (pkg. of 25)
CUT 01107	TJ1224N	Replacement Lock Nut (each)

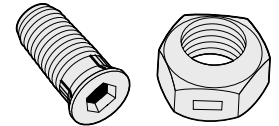
1/4" DIAMETER



PART NO.	DESCRIPTION
CUT 01115	1/4" x 5/8" section bolt w/nut (pkg. of 50)
CUT 01119	1/4" x 1 1/4" head bolt w/nut (pkg. of 25)
CUT 01116	1/4" replacement lock nut (each)

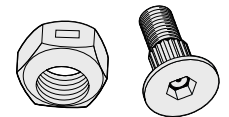
FOR J.E. LOVE, HART-CARTER & VERSATILE ASSEMBLIES - 60° CTSK

PART NO.	REPLACES	DESCRIPTION
CUT 01120		5/8" section bolt w/nut for J.E. Love & Hart-Carter (pkg. of 20)
CUT 01118	BVB916BN	9/16" section bolt w/nut to fit original equipment Versatile sickles (pkg. of 50)
CUT 01117	BVB100BN	1" head bolt w/nut to fit original equipment Versatile sickles (pkg. of 25)
CUT 01121		1 1/4" head bolt w/nut for J.E. Love & Hart-Carter (pkg. of 25)
CUT 01107	TJ1224N	Replacement lock nut (each)



FOR TWIN SICKLE BOLTED ASSEMBLIES - 82° CTSK

PART NO.	DESCRIPTION
CUT 01109	1/2" CS Overlap Bolt with low profile nut for Double drive sickles (use with Allen Wrench) (pkg. of 50)



Plated Rivets (For Sections, Heads & Guard Plates)

ONE POUND PACKAGES

PART NO.	SIZE	LENGTH	QUANTITY*
CUT 01000	1/4" OH	1 1/4"	50
CUT 01001	#5 1/2 CS	1 1/4"	80
CUT 01002	#5 1/2 OH	1 1/4"	65
+CUT 01003	#6 CS	1 1/4"	40
CUT 01004	1/4" OH	1"	50
CUT 01005	#5 1/2 CS	1"	100
CUT 01006	#5 1/2 OH	1"	85
CUT 01007	#5 1/2 CS	1/2"	185
CUT 01008	#5 1/2 OH	1/2"	125
CUT 01009	#5 1/2 OH	3/8"	155
CUT 01010	1/4" OH	5/8"	70
CUT 01011	#5 1/2 CS	5/8"	160
CUT 01012	#5 1/2 OH	5/8"	125
CUT 01013	#5 1/2 CS	9/16"	165
CUT 01014	#5 1/2 OH	9/16"	125
CUT 01015	#5 1/2 CS	1 5/16"	95
CUT 01016	# 5 1/2 OH	1 5/16"	95

+ 1/2 lb. box / *Approximate Quantity per box

FIFTEEN POUND PACKAGES

PART NO.	SIZE	LENGTH	QTY.*
CUT 01030	#5 1/2 OH	1/2"	2175
CUT 01031	#5 1/2 OH	5/8"	1860
CUT 01032	#5 1/2 OH	9/16"	1995

*Approximate quantity per box



OH = OVAL HEAD

CS = COUNTERSUNK HEAD


Westward Universal Grass Board

ORDER NUMBER	DESCRIPTION	REPLACEMENT FOR
CUT 04001	Steel Grass Board	Designed to work on Deere, Ford, IHC, Kosch, M-F, and N-I Mowers, Adjustable Steel Rods



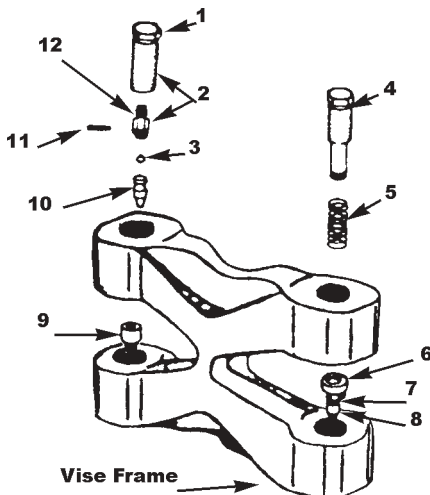
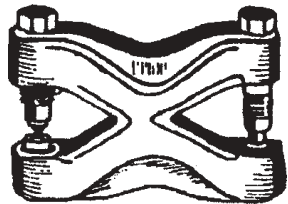
EXTRA COARSE SERRATION PROFILE

With seven serrations per inch, the most aggressive in the industry, these Sickle Sections are best suited for coarse stemmed crops and dry cutting conditions. Their aggressive serration profile is designed to grab and hold dryer, large-stemmed stalks, cutting them cleanly and efficiently.



Rivet Vise for Sickles

COMBINATION RIVET PUNCH AND RIVETER CHANGES SECTIONS IN THE FIELD WITHOUT REMOVING KNIFE!

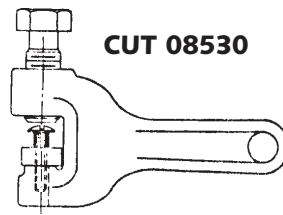


Item	Part Number	Replaces	Description
	CUT 08500	RV-10	Combination rivet punch & riveter
	CUT 08501	RV-K3A	Repair kit for rivet vise (contains knockout punch, bearing ball & pin)
	CUT 08502	RV-A33	Rivet set anvil for countersunk rivets
1	CUT 08509	RV_1670	Knockout screw body, female
2	CUT 08507	RV-1672	Knockout screw assembly
3	CUT 08512	Sep-32	9/32" diameter ball
4	CUT 08503	RV-1671	Riveting screw
5	CUT 08505	RV_-1675	Riveting screw spring
6	CUT 08504	RV-1674	Riveting screw cup
7	CUT 08514	RV-1676	Retainer ring
8	CUT 08511	RV-114A-34	Rivet set anvil
9	CUT 08508	RV-114A-35	Knockout anvil
10	CUT 08506	RV-114A-27	Knockout punch
11	CUT 08513	1/8 x 7/16	1/8" x 7/16" roll pin
12	CUT 08510	RV-116A-28	Knockout screw - punch holder, male

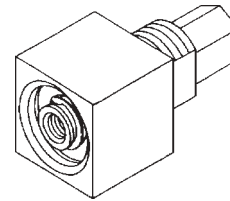
Sickle Bolt Tool

SICKLE BOLT TOOL

PART NO.	REPLACES	DESCRIPTION
CUT 08530	BT100	Section bolt tool
CUT 08531	BS101	Bolt drive Screw
CUT 08532	T55	Pocket size tool
CUT 08533		Section bolt tool



CUT 08530



CUT 08532



CUT 08533

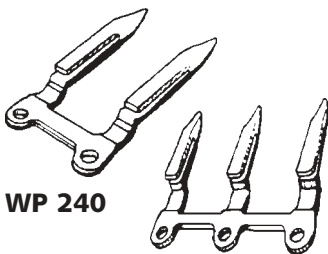
WP Grain Lifter

- Manufactured by European OEM manufacturer ensuring quality material & workmanship
- Universal design fits most swather and combine applications up to and including 7/16" guard bolts
- Painted black to reduce eye strain

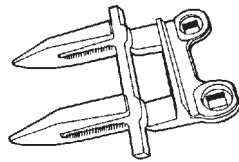


**PART NO.
GUA GS2**

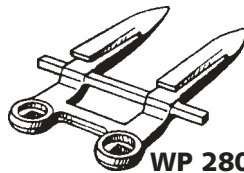
Malleable & Forged Steel Guards




WP 240



WP 231



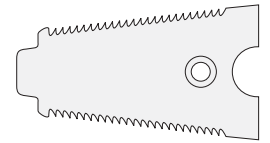
WP 280



WP 235



MF 700



CUT 05967

WP 340

PART NUMBER	REPLACES	HERSCHEL NUMBER	DESCRIPTION	APPLICATION
GUA MF700	679837M91	G81-0181	Center	Dyna balance mowers 30, 31, 51, 71, 135, 32, 52, 72
CUT 04054	668457M91	G81-0855	Outer	Dyna balance mowers 30, 31, 51, 71, 135, 32, 52, 72
CUT 05967	679835M1	P44-0182	Ledger plate	For MF700 guard
CUT 01003			1 1/4 x 6 CS Ledger plate rivet	For MF700 1/2 lb. box
GUA WP280	1036339M1	G81-0065	Two prong Double Heat Treated	M/C MF81 Haytender
GUA 2191WP	683994M1	G81-0098	Two prong	Windrowers 725, 925, 885, 613, 775
GUA WP215	683476M1 1056740M1	G81-0095	Two prong	Windrowers 725, 925, 885, 613, 775
GUA WP235	1041468M1	G81-0070	Two prong	Windrowers 35, 655
GUA WP255	143240M1	G81-0105	Two prong	Windrowers 34, 36, 44
GUA WP240	228392M2	G81-0020	Two prong	Combines rigid headers
GUA WP340		G81-0026	Three prong	Combines rigid headers
GUA WP231	1053174M1	G81-0125	Two prong	Combines floating bars
GUA WP925	244925M2		Two Prong	Combines 9000 Series Header
GUA WP400	1713400W1		Four prong bottom	Combines 8560, 9520, 900 Series Headers, Kwik Cut Series Header
GUA WP160	1794160W1		Two prong top	Combines 8560, 9520, 900 Kwik Cut Series Header
CUT 03216			7/16 x 3/8 spacer	For 8560, 9520, 900, Kwik Cut Series Header
GUA WP1306	3725581M1		Two prong	Windrowers 200, 210
GUA WP66603	113400M1		Two prong heavy duty	Windrowers 220
GUA WP66816	66816		Double Heat Treated	Windrowers 220

Guard Bolts (#3 Head n/c Plated Grade 5 w/nuts)

PACKS OF 50

PART NO.	DESCRIPTION
BLT 1301	3/8" x 1 1/4"
BLT 1302	3/8" x 1 1/2"
BLT 1307	3/8" x 1 3/4"
BLT 1700	7/16" x 1 1/4"
BLT 1701	7/16" x 1 1/2"
BLT 1702	7/16" x 1 3/4"
BLT 1703	7/16" x 2"

Carriage Bolts Plated

PART NO.	SIZE	DESCRIPTION
BLT CB206125	3/8" x 1 1/4"	Carton of 100
BLT CB206150	3/8" x 1 1/2"	Carton of 100
BLT FN3/8	3/8" Nut	Carton of 100
BLT CB207150	7/16" x 1 1/2"	Carton of 50
BLT FN7/16	7/16" Nut	Carton of 50

Pick-Up Guards

USE THESE STURDY, FIELD-TESTED GUARDS TO REDUCE HARVESTING LOSS.

PART NO.	DESCRIPTION	APPLICATION
GUA 8B	Gateman Guard	Combines, windrowers, binders, and mowers having vertically bolted sickle guards that stand rather level
GUA 4S	Tiger Jaw Guard	All Tiger Jaw Applications, Combines





Swather & Combine Reel Bats

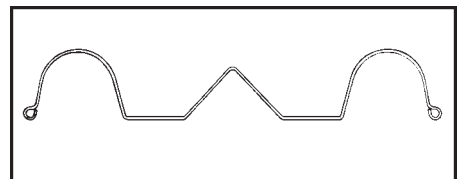
The reel bat is designed for combines and swathers. It is also ideal for many other applications. It is made by roll forming .031" wipe coat galvanized steel which has a matte grey appearance. It can be painted easily if desired.

MUST BE CUT AND DRILLED TO CUSTOMER'S SPECIFICATIONS. FOR ALL POPULAR MAKES.

PART NUMBER	DESCRIPTION
CUT 09008	21' reel bat
CUT 09004	21' reel bat painted black*
CUT 09009	22' reel bat
CUT 00905	22' reel bat painted black*
CUT 09010	25' reel bat
CUT 09006	25' reel bat painted black*
CUT 09011	30' reel bat
CUT 09007	30' reel bat painted black*
*Painted reel bats manufactured by HCC	




Reel bat used for swather.



Reel bat profile.


Sickle Assemblies



**MOWERS: ALL EXCEPT BALANCED HEAD, SERIES 100 CASE IH
OLIVER 57, 82, 84, 344, 355, 356, 415 (6' & 7')**



BOLT-ON NUMBER	RIVETED NUMBER	REPLACEMENT FOR	SICKLE LENGTH	NUMBER OF SECTIONS	TYPE OF SECTION	OEM SECTION PART NUMBER	WESTWARD SECTION PART NUMBER	HEAD NUMBER
CUT 07172	CUT 06172	1958205C1	5 ft.	20	XH US BL	826722C2	CUT 05025	MA999
CUT 07174	CUT 06174	1958206C1	6 ft.	24	XH US BL	826722C2	CUT 05025	MA999
CUT 07176	CUT 06176	1958203C1	7 ft.	28	XH SM RL	826724C2	CUT 05058	MA999
CUT 07175	CUT 06175	1958207C1	7 ft.	28	XH US BL	826722C2	CUT 05025	MA999
CUT 07177	CUT 06177	463293R91	9 ft.	36	XH SM BL	826724C2	CUT 05058	MA999
CUT 07178	CUT 06178	463294R91	9 ft.	36	XH US BL	826722C2	CUT 05025	MA999



MOWERS: 450 PRIOR TO S/N 87764, 455 PRIOR TO S/N 88846

BOLT-ON NUMBER	RIVETED NUMBER	REPLACEMENT FOR	SICKLE LENGTH	NUMBER OF SECTIONS	TYPE OF SECTION	OEM SECTION PART NUMBER	WESTWARD SECTION PART NUMBER	HEAD NUMBER	BUSHING PART NUMBER
	CUT 06322	64636	7 ft.	28	XH US BL	29875	CUT 05025	64693	63841


Sickle Assemblies




MOWERS: 450 AFTER S/N 87764, 455 AFTER S/N 88846



BOLT-ON NUMBER	RIVETED NUMBER	REPLACEMENT FOR	SICKLE LENGTH	NUMBER OF SECTIONS	TYPE OF SECTION	OEM SECTION PART NUMBER	WESTWARD SECTION PART NUMBER	HEAD NUMBER	BUSHING PART NUMBER
CUT 07323	CUT 06326	143606	7 ft.	28	X HS M	26622	CUT 05058	858740	127610
	CUT 06323	143607	7 ft.	28	XH US BL	86616945	CUT 05025	858740	127610
CUT 07324	CUT 06327	143608	9 ft.	36	X HS M	26622	CUT 05058	858740	127610
	CUT 06324	143609	9 ft.	36	XH US BL	86616945	CUT 05025	858740	127610
	CUT 06325	143609TS	9 ft.	36	XH TS BL	9622744	CUT 05056	858740	127610



MOWERS: 451, 456

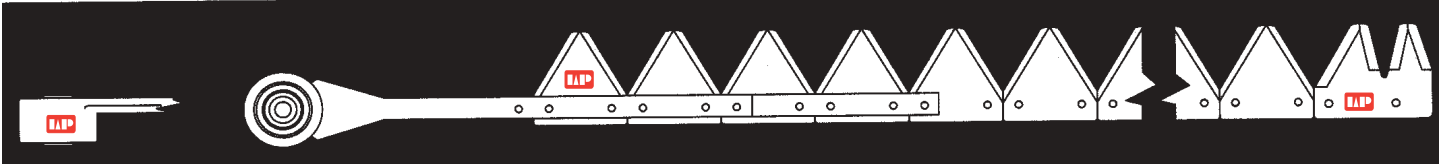


BOLT-ON NUMBER	RIVETED NUMBER	REPLACEMENT FOR	SICKLE LENGTH	NUMBER OF SECTIONS	TYPE OF SECTION	OEM SECTION PART NUMBER	WESTWARD SECTION PART NUMBER	HEAD NUMBER	BUSHING PART NUMBER
CUT 07328		858744	7 ft.	29	XH US BL	86616945	CUT 05025	858740	127610
CUT 09233	CUT 06328	228435	7 ft.	29	XH US BL	86616945	CUT 05025	858740	127610
		86534625	7 ft.	29	XH TS BL	9622744	CUT 05056	858740	127610
CUT 09234	CUT 08233	228435TS	7 ft.	29	XH TS BL	9622744	CUT 05056	858740	127610
		86534625BT	7 ft.	29	XH BT BL	9622744BT	CUT 05018	858740	127610
CUT 07329	CUT 08234	228435BT	7 ft.	29	XH BT BL	9622744BT	CUT 05018	858740	127610
		228435ST	7 ft.	29	XH ST PL	29875STPL	CUT 05083	858740	127610
CUT 07331	CUT 08235	228432	9 ft.	35	XH SM BL	26622	CUT 05058	858740	127610
		858745	9 ft.	35	XH US BL	86616945	CUT 05025	858740	127610
CUT 07332	CUT 06331	228434	9 ft.	35	XH US BL	86616945	CUT 05025	858740	127610
	CUT 06332	86534626	9 ft.	35	XH TS BL	9622744	CUT 05056	858740	127610

Sickle Assemblies



**MOWER CONDITIONERS: 460, 461, 467, 469, 490 UP TO S/N 259714,
1469 UP TO S/N 220947**



BOLT-ON NUMBER	RIVETED NUMBER	REPLACEMENT FOR	SICKLE LENGTH	NUMBER OF SECTIONS	TYPE OF SECTION	OEM SECTION PART NUMBER	WESTWARD SECTION PART NUMBER	HEAD NUMBER	BUSHING PART NUMBER
Model 467 CUT 07334	CUT 06334	137214	7 ft.	29	XH US BL	86616945	CUT 05025	86507377	134182
Model 460, 461 CUT 07333	CUT 06333	134186	9 ft.	35	XH US BL	86616945	CUT 05025	86507377	134182
CUT 07333-LS		134186	9 ft.	35	XH US BL	86616945	CUT 05025	86507377	134182
Model 469, 1469 CUT 07335	CUT 06335	86518677	9 ft.	36	XH US BL	86616945	CUT 05025	86507377	134182
		648844	9 ft.	36	XH US BL	86616945	CUT 05025	86507377	134182
CUT 07335-LS		86518677	9 ft.	36	XH US BL	86616945	CUT 05025	86507377	134182
CUT 07336	CUT 06336	86518678	9 ft.	36	XH TS BL	9622744	CUT 05056	86507377	134182
CUT 07336-LS		86518678	9 ft.	36	XH TS BL	9622744	CUT 05056	86507377	134182
CUT 09236		86518678BT	9 ft.	36	XH BT BL	9622744BT	CUT 05018	86507377	134182
Model 490 CUT 07339	CUT 06339	174593	12 ft.	48	XH US BL	86616945	CUT 05025	86507377	134182
CUT 07339-LS		174593	12 ft.	48	XH US BL	86616945	CUT 05025	86507377	134182

LS = Spliced Knife Assemblies

COARSE SERRATION PROFILE

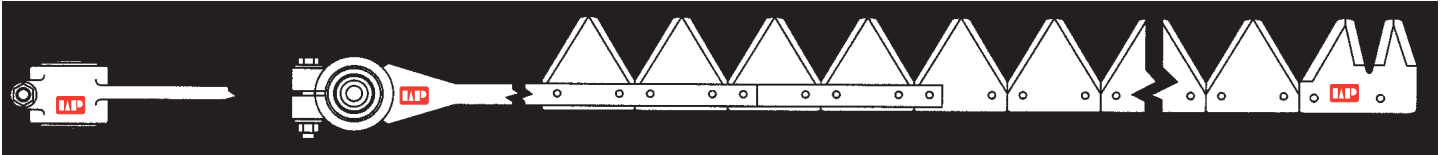
With ten serrations per inch, **Big Tooth Sickle Sections** are best suited for medium to coarse stemmed crops. Their serration profile is aggressive enough to grab and hold dryer, large-stemmed stalks, yet fine enough to cut all but the most delicate grasses.



Sickle Assemblies



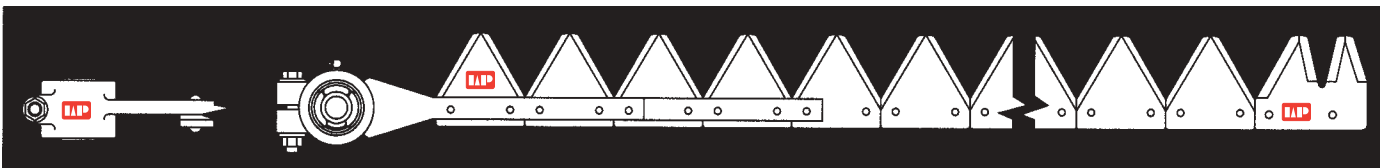
MOWER CONDITIONERS: 472, 477, 478 (7'), 479, 488 (9') 490 AFTER S/N 259714 (12'), 1469 AFTER S/N 220947 (9')



BOLT-ON NUMBER	RIVETED NUMBER	REPLACEMENT FOR	SICKLE LENGTH	NUMBER OF SECTIONS	TYPE OF SECTION	OEM SECTION PART NUMBER	WESTWARD SECTION PART NUMBER	HEAD NUMBER	BUSHING PART NUMBER	
CUT 07340	CUT 06340	86616963	7 ft.	28	XH US BL	86616945	CUT 05025	577868	254132	
CUT 09237		648832	7 ft.	28	XH US BL	86616945	CUT 05025	577868	254132	
		86616965	7 ft.	28	XH TS BL	9622744	CUT 05056	577868	254132	
		9623792	7 ft.	28	XH TS BL	9622744	CUT 05056	577868	254132	
CUT 07347	CUT 06347	86616961	9 ft.	36	XH US BL	86616945	CUT 05025	577867	254132	
CUT 07347-LS		86616961	9 ft.	36	XH US BL	86616945	CUT 05025	577867	254132	
CUT 07348		648840	9 ft.	36	XH US BL	86616945	CUT 05025	577867	254132	
		86616964	9 ft.	36	XH TS BL	9622744	CUT 05056	577867	254132	
CUT 07348-LS		86616964	9 ft.	36	XH TS BL	9622744	CUT 05056	577867	254132	
CUT 09238		86617122	9 ft.	36	XH TS BL	9622744	CUT 05056	577867	254132	
		9623570BT	9 ft.	36	XH BT BL	9622744BT	CUT 05018	577867	254132	
CUT 07349		9623570ST	9 ft.	36	XH TS ST	9622744ST	CUT 05086	577867	254132	
CUT 07351		CUT 06351	579171	12 ft.	48	XH US BL	29875	CUT 05025	577867	254132



MOWER CONDITIONERS: 474 (7'), 489, 492 (9') AND 1465

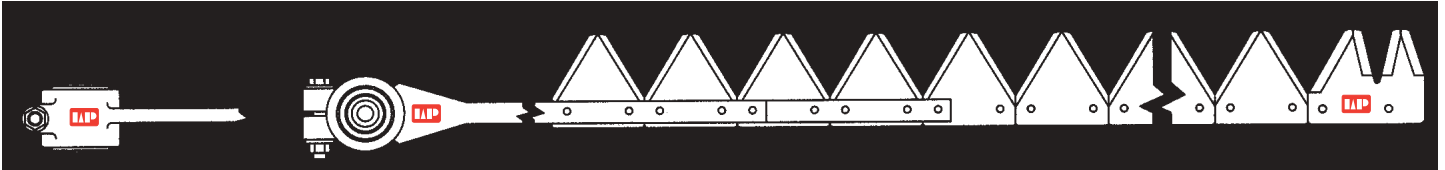


BOLT-ON NUMBER	RIVETED NUMBER	REPLACEMENT FOR	SICKLE LENGTH	NUMBER OF SECTIONS	TYPE OF SECTION	OEM SECTION PART NUMBER	WESTWARD SECTION PART NUMBER	HEAD NUMBER	BUSHING PART NUMBER
CUT 07341	CUT 06341	86616990	7 ft.	28	XH US BL	86616945	CUT 05025	80289488	701401
CUT 07342		648831	7 ft.	28	XH US BL	86616945	CUT 05025	80289488	701401
		9623560	7 ft.	28	XH TS BL	9622744	CUT 05056	80289488	701401
CUT 07343	CUT 06343	86616988	9 ft.	36	XH US BL	86616945	CUT 05025	80289488	701401
CUT 07343-LS		86616988	9 ft.	36	XH US BL	86616945	CUT 05025	80289488	701401
CUT 07344		648835	9 ft.	36	XH US BL	86616945	CUT 05025	80289488	701401
		86624469	9 ft.	36	XH TS BL	86615988	CUT 05056	80289488	701401
CUT 07344-LS		86624469	9 ft.	36	XH TS BL	86615988	CUT 05056	80289488	701401
CUT 09239		86624469BT	9 ft.	36	XH BT BL	86616691	CUT 05018	80289488	701401
CUT 07345		9623559ST	9 ft.	36	XH TS ST	9622744ST	CUT 05086	80289488	701401

Sickle Assemblies



MOWER CONDITIONERS: 495, 1495



BOLT-ON NUMBER	RIVETED NUMBER	REPLACEMENT FOR	SICKLE LENGTH	NUMBER OF SECTIONS	TYPE OF SECTION	OEM SECTION PART NUMBER	WESTWARD SECTION PART NUMBER	HEAD NUMBER	BUSHING PART NUMBER
CUT 07352		858706	12 ft.	48	XH US BL	29875	CUT 05025	86508155	254132
CUT 07352-LS		858706	12 ft.	48	XH US BL	29875	CUT 05025	86508155	254132
	CUT 06352	648003	12 ft.	48	XH US BL	29875	CUT 05025	86508155	254132
CUT 07353		9623572	12 ft.	48	XH TS BL	9622744	CUT 05056	86508155	254132
CUT 07353-LS		9623572	12 ft.	48	XH TS BL	9622744	CUT 05056	86508155	254132
	CUT 06353	9623797	12 ft.	48	XH TS BL	9622744	CUT 05056	86508155	254132
CUT 09240	CUT 08240	9623797BT	12 ft.	48	XH BT BL	9622744BT	CUT 05018	86508155	254132
CUT 09241		9623572BT	12 ft.	48	XH BT BL	9622744BT	CUT 05018	86508155	254132
CUT 07354		9623572BTPL	12 ft.	48	XH BT PL	86544254BT	CUT 05019	86508155	254132
		9623572ST	12 ft.	48	XH TS ST	9622744ST	CUT 05086	86508155	254132

LS = Spliced Knife Assemblies

Extra Coarse Serration Profile


With seven serrations per inch the most aggressive in the industry, these Sickle Sections are best suited for coarse stemmed crops and dry cutting conditions. Their aggressive serration profile is designed to grab and hold dryer, large-stemmed stalks, cutting them cleanly and efficiently.



Sickle Assemblies



MOWER CONDITIONERS: 499, "PIVOT TONGUE", 1496 WINDROWER, 1499



BOLT-ON NUMBER	RIVETED NUMBER	REPLACEMENT FOR	SICKLE LENGTH	NUMBER OF SECTIONS	TYPE OF SECTION	OEM SECTION PART NUMBER	WESTWARD SECTION PART NUMBER	HEAD NUMBER	BUSHING PART NUMBER
CUT 07360		9619698	6 ft. (LH)	20	XH US BL	86616945	CUT 05025	86536346	127610
	CUT 06360	635163	6 ft. (LH)	20	XH US BL	86616945	CUT 05025	86536346	127610
CUT 07361		9619699	6 ft. (RH)	22	XH US BL	86616945	CUT 05025	86536345	127610
	CUT 06361	635279	6 ft. (RH)	22	XH US BL	86616945	CUT 05025	86536345	127610
CUT 07362		9622712	6 ft. (LH)	20	XH TS BL	9622744	CUT 05056	86536346	127610
	CUT 06362	86536819	6 ft. (LH)	20	XH TS BL	9622744	CUT 05056	86536346	127610
CUT 07363		9622713	6 ft. (RH)	22	XH TS BL	9622744	CUT 05056	86536345	127610
	CUT 06363	86536820	6 ft. (RH)	22	XH TS BL	9622744	CUT 05056	86536345	127610
CUT 07366		9622712BT	6 ft. (LH)	20	XH BT BL	86616691	CUT 05018	86536346	127610
	CUT 06366	86536819BT	6 ft. (LH)	20	XH BT BL	86616691	CUT 05018	86536346	127610
CUT 07367		9622713BT	6 ft. (RH)	22	XH BT BL	86616691	CUT 05018	86536345	127610
	CUT 06367	86536820BT	6 ft. (RH)	22	XH BT BL	86616691	CUT 05018	86536345	127610
CUT 09242		86536819PL	6 ft. (LH)	20	XH TS PL	86616527	CUT 05119	86536346	127610
		9622712PL							
CUT 09243		86536820PL	6 ft. (RH)	22	XH TS PL	86616527	CUT 05119	86536345	127610
		9622713PL							
CUT 07364		9622712ST	6 ft. (LH)	20	XH TS ST	9622744ST	CUT 05086	86536345	127610
CUT 07365		9622713ST	6 ft. (RH)	22	XH TS ST	9622744ST	CUT 05086	86536345	127610


DOUBLE OVERLAP DESIGN

BOLT-ON NUMBER	RIVETED NUMBER	REPLACEMENT FOR	SICKLE LENGTH	NUMBER OF SECTIONS	TYPE OF SECTION	OEM SECTION PART NUMBER	WESTWARD SECTION PART NUMBER	HEAD NUMBER	BUSHING PART NUMBER
CUT 09244		86617077	6 ft. (LH)	20	XH TS BL	86615988	CUT 05056	86536346	127610
CUT 09245		86617078	6 ft. (RH)	22	XH TS BL	86615988	CUT 05056	86536345	127610

Sickle Assemblies



WINDROWERS: 114 "PIVOT TONGUE"



BOLT-ON NUMBER	RIVETED NUMBER	REPLACEMENT FOR	SICKLE LENGTH	NUMBER OF SECTIONS	TYPE OF SECTION	OEM SECTION PART NUMBER	WESTWARD SECTION PART NUMBER	HEAD NUMBER	BUSHING PART NUMBER
CUT 07356		9623818	6 ft. (RH)	23	R US BL	67630	CUT 05057	858756	76417
	CUT 06356	708297	6 ft. (RH)	23	R US BL	67630	CUT 05057	858756	76417
CUT 07357		9623817	6 ft. (LH)	21	R US BL	67630	CUT 05057	858755	76417
	CUT 06357	708296	6 ft. (LH)	21	R US BL	67630	CUT 05057	858755	76417
CUT 07358		9623816	7 ft. (RH)	27	R US BL	67630	CUT 05057	858756	76417
	CUT 06358	575114	7 ft. (RH)	27	R US BL	67630	CUT 05057	858756	76417
CUT 07359		9623815	7 ft. (LH)	25	R US BL	67630	CUT 05057	858755	76417
	CUT 06359	575106	7 ft. (LH)	25	R US BL	67630	CUT 05053	858755	76417
CUT 09246		9623816TS	7 ft. (RH)	27	XH TS BL	9622744	CUT 05056	858756	76417
CUT 09247		9623815TS	7 ft. (LH)	25	XH TS BL	9622744	CUT 05056	858755	76417



WINDROWERS: 905




BOLT-ON NUMBER	RIVETED NUMBER	REPLACEMENT FOR	SICKLE LENGTH	NUMBER OF SECTIONS	TYPE OF SECTION	OEM SECTION PART NUMBER	WESTWARD SECTION PART NUMBER	HEAD NUMBER	BUSHING PART NUMBER
CUT 07374	CUT 06374	67156	12 ft.	48	R TS PL	604921	CUT 05000	76173	76417
	CUT 08248	67210	12 ft.	48	R US BL	67630	CUT 05057	76173	76417
CUT 07375	CUT 06375	800044	14 ft.	56	R TS PL	604921	CUT 05000	76173	76417
CUT 07376	CUT 06376	67157	16 ft.	64	R TS PL	604921	CUT 05000	76173	76417

Sickle Assemblies



WINDROWERS: 907, 909, 910, 912



BOLT-ON NUMBER	RIVETED NUMBER	REPLACEMENT FOR	SICKLE LENGTH	NUMBER OF SECTIONS	TYPE OF SECTION	OEM SECTION PART NUMBER	WESTWARD SECTION PART NUMBER	HEAD NUMBER	BUSHING PART NUMBER
CUT 07378	CUT 06378	139179	6 ft. (RH)	23	R US PL	604800	CUT 05037	137635	76417
CUT 07377	CUT 06377	139182	6 ft. (LH)	21	R US PL	604800	CUT 05037	135822	76417
CUT 07381	CUT 06381	139184	7 ft. (RH)	27	R US PL	604800	CUT 05037	137635	76417
CUT 07379	CUT 06379	139185	7 ft. (LH)	25	R US PL	604800	CUT 05037	135822	76417
CUT 07382	CUT 06382	9623845	7 ft. (RH)	27	H TS PL	604921H	CUT 05001	137635	76417
CUT 07380	CUT 06380	9623844	7 ft. (LH)	25	H TS PL	604921H	CUT 05001	135822	76417
CUT 09249		9623845ST	7 ft. (RH)	27	XH ST PL	86616591	CUT 05083	137635	76417
CUT 09250		9623844ST	7 ft. (LH)	25	XH ST PL	86616591	CUT 05083	135822	76417
CUT 07385	CUT 06385	139186	8 ft. (RH)	31	R US PL	604800	CUT 05037	137635	76417
CUT 07383	CUT 06383	139187	8 ft. (LH)	29	R US PL	604800	CUT 05037	135822	76417
CUT 07386	CUT 06386	9623843	8 ft. (RH)	31	H TS PL	604921H	CUT 05001	137635	76417
CUT 07384	CUT 06384	9623842	8 ft. (LH)	29	H TS PL	604921H	CUT 05001	135822	76417
CUT 09251		9623843ST	8 ft. (RH)	31	XH ST PL	86616591	CUT 05083	137635	76417
CUT 09252		9623842ST	8 ft. (LH)	29	XH ST PL	86616591	CUT 05083	135822	76417

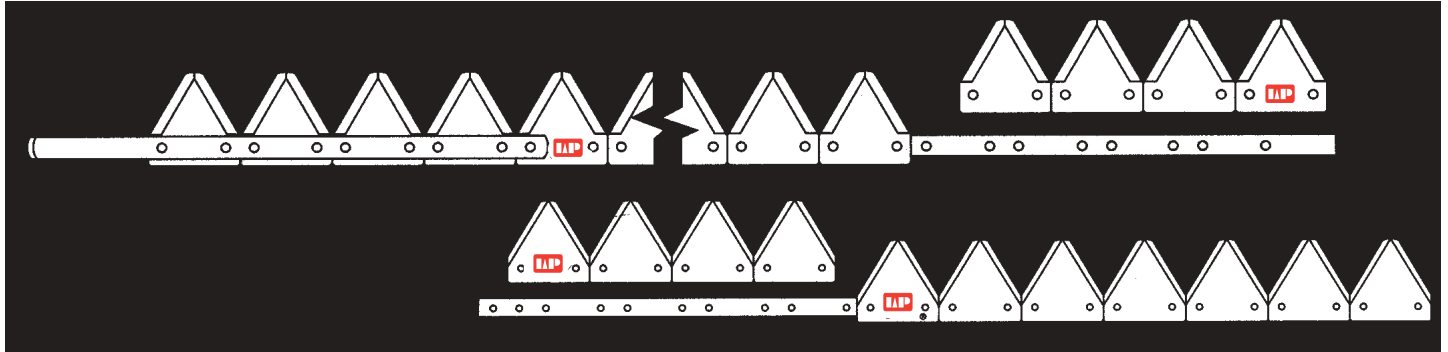
Note: For headless sickles, see following page

The Westward Parts Services Ltd. Duplicate Parts listed in this catalogue are made for Westward Parts Services Ltd. These parts are engineered to meet or exceed the specifications of the original manufacturer's part, but are not represented to be parts manufactured by OEM. References to OEM names or part numbers are for identification purposes only. The referenced OEM names are registered trademarks or trade names of those companies.

Sickle Assemblies



WINDROWERS: 907, 909, 910, 912



BOLT-ON NUMBER	RIVETED NUMBER	REPLACEMENT FOR	SICKLE LENGTH	NUMBER OF SECTIONS	TYPE OF SECTION	OEM SECTION PART NUMBER	WESTWARD SECTION PART NUMBER	HEAD NUMBER	
CUT 09253	CUT 08253	706420	6 ft. (RH)	23	H TS PL	604921H	CUT 05001	Headless	
CUT 09254	CUT 08254	706419	6 ft. (LH)	21	H TS PL	604921H	CUT 05001	Headless	
CUT 07425		9623845	7 ft. (RH)	27	H TS PL	604921H	CUT 05001	Headless	
	CUT 06425	706418H	7 ft. (RH)	27	H TS PL	604921H	CUT 05001	Headless	
CUT 07424	CUT 06424	706418	7 ft. (RH)	27	R TS PL	604921	CUT 05000	Headless	
CUT 07426		706418ST	7 ft. (RH)	27	XH ST PL	86616591	CUT 05083	Headless	
CUT 07422		9623844	7 ft. (LH)	25	H TS PL	604921H	CUT 05001	Headless	
	CUT 06422	706417H	7 ft. (LH)	25	H TS PL	604921H	CUT 05001	Headless	
CUT 07421	CUT 06421	706417	7 ft. (LH)	25	R TS PL	604921	CUT 05000	Headless	
CUT 07423		706417ST	7 ft. (LH)	25	XH ST PL	86616591	CUT 05083	Headless	
CUT 07431		9623843	8 ft. (RH)	31	H TS PL	604921H	CUT 05001	Headless	
	CUT 06431	706416H	8 ft. (RH)	31	H TS PL	604921H	CUT 05001	Headless	
CUT 07430	CUT 06430	706416	9 ft. (RH)	31	R TS PL	604921	CUT 05000	Headless	
CUT 07432		706416ST	8 ft. (RH)	31	XH ST PL	86616591	CUT 05083	Headless	
CUT 07428		9623842	8 ft. (LH)	29	H TS PL	604921H	CUT 05001	Headless	
	CUT 06428	706415H	8 ft. (LH)	29	H TS PL	604921H	CUT 05001	Headless	
CUT 07427	CUT 06427	706415	8 ft. (LH)	29	R TS PL	604921	CUT 05000	Headless	
CUT 07429		706415ST	8 ft. (LH)	29	XH ST PL	86616591	CUT 05083	Headless	
CUT 08051		86502971 139180	Knife Back Extension R.H.						

Note: These sickles are supplied less head, but with enough sections and rivets to assemble head.

Sickle Assemblies



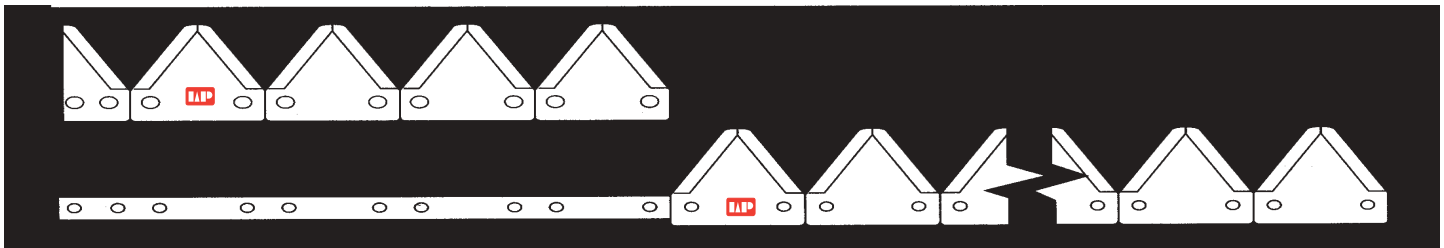
WINDROWERS: 1100 WITH AUGER OR DRAPER HEAD, 903 (12')



BOLT-ON NUMBER	RIVETED NUMBER	REPLACEMENT FOR	SICKLE LENGTH	NUMBER OF SECTIONS	TYPE OF SECTION	OEM SECTION PART NUMBER	WESTWARD SECTION PART NUMBER	HEAD NUMBER	BUSHING PART NUMBER
CUT 07433	CUT 06433	143013PI	10 ft.	40	R US PL	604800	CUT 05037	135822	76417
CUT 07434	CUT 06434	135853PL	12 ft.	48	R US PL	604800	CUT 05037	135822	76417
CUT 07435	CUT 06435	137969PL	14 ft.	56	R US PL	604800	CUT 05037	135822	76417



**WINDROWERS: NEW HOLLAND 109
PRAIRIE-MAC PULL TYPE, RENN 1000
JOHN DEERE 580, MASSEY-FERGUSON 35, WHITE 601**

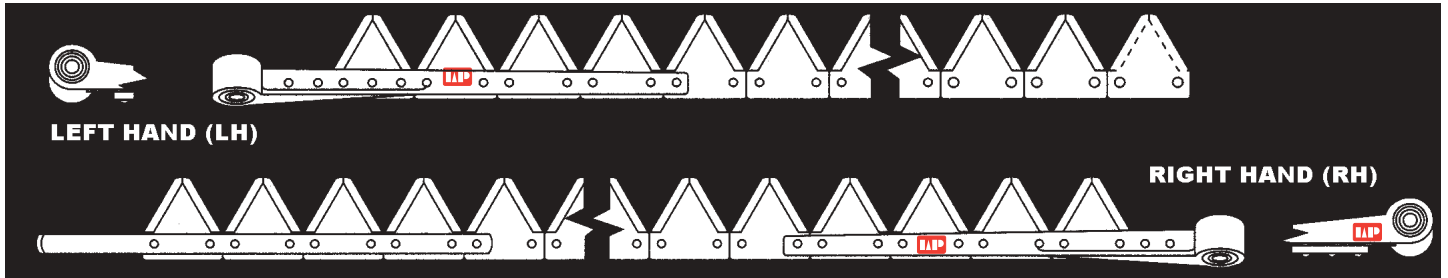


BOLT-ON NUMBER	RIVETED NUMBER	REPLACEMENT FOR	SICKLE LENGTH	NUMBER OF SECTIONS	TYPE OF SECTION	OEM SECTION PART NUMBER	WESTWARD SECTION PART NUMBER	HEAD NUMBER
CUT 07216	CUT 06216	16641PL	15 ft.	59	R US PL	7253	CUT 05002	Headless
CUT 07369	CUT 06369	276614	18 ft.	72	R US BL	L1262	CUT 05070	Headless
CUT 07368	CUT 06368	276614	18 ft.	72	R TS PL	275522	CUT 05004	Headless
CUT 07371	CUT 06371	276625	21 ft.	84	R US BL	L1262	CUT 05070	Headless
CUT 07370	CUT 06370	276625	21 ft.	84	R TS PL	275522	CUT 05004	Headless
		CUT 06548	21 ft.	84	H TS PL	1046776M1	CUT 05003	Headless
		CUT 08156	21 ft.	84	H BT PL	22268BT	CUT 05021	Headless
CUT 07373	CUT 06373	276639	25 ft. (1 pc.)	100	R US BL	L1262	CUT 05070	Headless
CUT 07372	CUT 06372	276639	25 ft. (1 pc.)	100	R TS PL	275522	CUT 05004	Headless

Sickle Assemblies



WINDROWERS: 1100 WITH HIGH PERFORM HEADER, 1112, 1114, 1116, 1118, 116 (14' & 16') PIVOT TONGUE

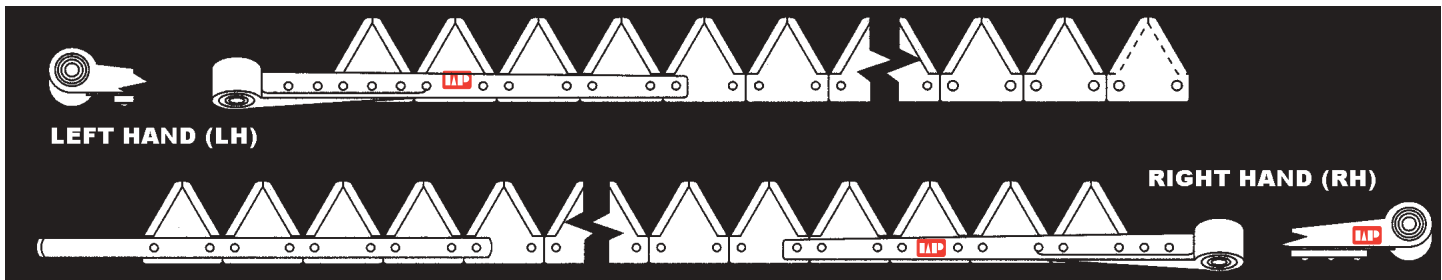


BOLT-ON NUMBER	RIVETED NUMBER	REPLACEMENT FOR	SICKLE LENGTH	NUMBER OF SECTIONS	TYPE OF SECTION	OEM SECTION PART NUMBER	WESTWARD SECTION PART NUMBER	HEAD NUMBER	BUSHING PART NUMBER
CUT 07388	CUT 06388	264984PL	6 ft. (RH)	23	R US PL	604800	CUT 05037	858714	76417
CUT 07387	CUT 06387	264986PL	6 ft. (LH)	21	R US PL	604800	CUT 05037	858713	76417
CUT 09255	CUT 08255	264984	6 ft. (RH)	23	R US BL	67630	CUT 05057	858714	76417
CUT 09256	CUT 08256	264986	6 ft. (LH)	21	R US BL	67630	CUT 05057	858713	76417
CUT 07398	CUT 06398	9826051	7 ft. (RH)	27	H TS PL	604921H	CUT 05001	858714	76417
CUT 07390		247988TS	7 ft. (RH)	27	H TS PL	604921H	CUT 05001	858714	76417
CUT 09257	CUT 06390	9826050	7 ft. (LH)	25	H TS PL	604921H	CUT 05001	858713	76417
CUT 09258		247987TS	7 ft. (LH)	25	H TS PL	604921H	CUT 05001	858713	76417
CUT 07397	CUT 06397	858725	7 ft. (RH)	27	H SM PL	26622PL	CUT 05206	858714	76417
CUT 07389		858724	7 ft. (LH)	25	H SM PL	26622PL	CUT 05206	858713	76417
CUT 07397	CUT 06397	9619697PL	7 ft. (RH)	27	R US PL	604800	CUT 05037	858714	76417
CUT 07389		247988PL	7 ft. (RH)	27	R US PL	604800	CUT 05037	858714	76417
CUT 07400	CUT 06400	9619696PL	7 ft. (LH)	25	R US PL	604800	CUT 05037	858713	76417
CUT 07392		247987PL	7 ft. (LH)	25	R US PL	604800	CUT 05037	858713	76417
CUT 07400	CUT 06400	9619697	7 ft. (RH)	27	R US BL	67630	CUT 05057	858714	76417
CUT 07392		247988	7 ft. (RH)	27	R US BL	67630	CUT 05057	858714	76417
CUT 07401	CUT 06401	9619696	7 ft. (LH)	25	R US BL	67630	CUT 05057	858713	76417
CUT 07393		247987	7 ft. (LH)	25	R US BL	67630	CUT 05057	858713	76417
CUT 07401	CUT 06401	9619697TS	7 ft. (RH)	27	XH TS BL	86615988	CUT 05056	858714	76417
CUT 07393		247988TS	7 ft. (RH)	27	XH TS BL	86615988	CUT 05056	858714	76417
CUT 07403		9619696TS	7 ft. (LH)	25	XH TS BL	86615988	CUT 05056	858713	76417
CUT 07395		247987TS	7 ft. (LH)	25	XH TS BL	86615988	CUT 05056	858713	76417
CUT 07403		247988BT	7 ft. (RH)	27	XH BT BL	86616691	CUT 05018	858714	76417
CUT 07395		9619697BT	7 ft. (LH)	25	XH BT BL	86616691	CUT 05018	858713	76417
CUT 09259	CUT 08259	247987BT	7 ft. (LH)	25	XH BT BL	86616691	CUT 05018	858713	76417
CUT 09260	CUT 08260	9619696BT	7 ft. (LH)	25	XH BT BL	86616691	CUT 05018	858713	76417
CUT 09259	CUT 08259	247988PLBT	7 ft. (RH)	27	XH BT PL	86616689	CUT 05019	858714	76417
CUT 09260	CUT 08260	9619697PLBT	7 ft. (LH)	25	XH BT PL	86616689	CUT 05019	858713	76417
CUT 09260	CUT 08260	247987PLBT	7 ft. (LH)	25	XH BT PL	86616689	CUT 05019	858713	76417
CUT 09260	CUT 08260	9619696PLBT	7 ft. (LH)	25	XH BT PL	86616689	CUT 05019	858713	76417
	CUT 06399	248988RTS	7 ft. (RH)	27	R TS PL	604921	CUT 05000	858714	76417
	CUT 06391	247987RTS	7 ft. (LH)	25	R TS PL	604921	CUT 05000	858713	76417

Sickle Assemblies



WINDROWERS: 1100 WITH HIGH PERFORM HEADER, 1112, 1114, 1116, 1118, 116 (14' & 16') PIVOT TONGUE



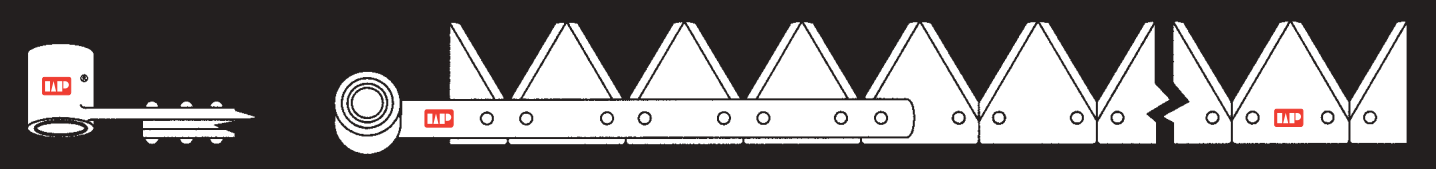
BOLT-ON NUMBER	RIVETED NUMBER	REPLACEMENT FOR	SICKLE LENGTH	NUMBER OF SECTIONS	TYPE OF SECTION	OEM SECTION PART NUMBER	WESTWARD SECTION PART NUMBER	HEAD NUMBER	BUSHING PART NUMBER
CUT 07414		9826049	8 ft. (RH)	31	H TS PL	604921H	CUT 05001	858714	76417
	CUT 06414	264985TS	8 ft. (RH)	31	H TS PL	604921H	CUT 05001	858714	76417
CUT 07406		9826048	8 ft. (LH)	29	H TS PL	604921H	CUT 05001	858713	76417
	CUT 06406	264987TS	8 ft. (LH)	29	H TS PL	604921H	CUT 05001	858713	76417
CUT 09261		858723	8 ft. (RH)	31	H SM PL	26622PL	CUT 05206	858714	76417
CUT 09262		858722	8 ft. (LH)	29	H SM PL	26622PL	CUT 05206	858713	76417
CUT 07413		9619695PL	8 ft. (RH)	31	R US PL	604800	CUT 05037	858714	76417
	CUT 06413	264985PL	8 ft. (RH)	31	R US PL	604800	CUT 05037	858714	76417
CUT 07405		9619694PL	8 ft. (LH)	29	R US PI	604800	CUT 05037	858713	76417
	CUT 06405	264987PL	8 ft. (LH)	29	R US PL	604800	CUT 05037	858713	76417
CUT 07416		9619695	8 ft. (RH)	31	R US BL	67630	CUT 05057	858714	76417
	CUT 06416	264985	8 ft. (RH)	31	R US BL	67630	CUT 05057	858714	76417
CUT 07408		9619694	8 ft. (LH)	29	R US BL	67630	CUT 05057	858713	76417
	CUT 06408	264987	8 ft. (LH)	29	R US BL	67630	CUT 05057	858713	76417
CUT 07417		9619695TS	8 ft. (RH)	31	XH TS BL	86615988	CUT 05056	858714	76417
	CUT 06417	264985TS	8 ft. (RH)	31	XH TS BL	86615988	CUT 05056	858714	76417
CUT 07409		9619694TS	8 ft. (LH)	29	XH TS BL	86615988	CUT 05056	858713	76417
	CUT 06409	264987TS	8 ft. (LH)	29	XH TS BL	86615988	CUT 05056	858713	76417
CUT 07419		264985BT	8 ft. (RH)	31	XH BT BL	86616691	CUT 05018	858714	76417
CUT 07411		9619695BT							
		264987BT	8 ft. (LH)	29	XH BT BL	86616691	CUT 05018	858713	76417
		9619694BT							
CUT 09263		264985PLBT	8 ft. (RH)	31	XH BT PL	86616689	CUT 05019	858714	76417
		9619695PLBT							
CUT 09264		264987PLBT	8 ft. (LH)	29	XH BT PL	86616689	CUT 05019	858713	76417
		9619694PLBT							
	CUT 06415	264985RTS	8 ft. (RH)	31	R TS PL	604921	CUT 05000	858714	76417
	CUT 06407	264987RTS	8 ft. (LH)	29	R TS PL	804921	CUT 05000	858713	76417
CUT 07418		264985ST	8 ft. (RH)	31	XH TS PLST	604921H	CUT 05083	858714	76417
CUT 07410		264987ST	8 ft. (LH)	29	XH TS PLST	604921H	CUT 05083	858713	76417

Sickle Assemblies



WINDROWERS: 1090, SELF-PROPELLED

MACDON HYDRO-MAC, MASSEY-FERGUSON 655, 675, 775, 785, RENN 2000, WHITE 6200



BOLT-ON NUMBER	RIVETED NUMBER	REPLACEMENT FOR	SICKLE LENGTH	NUMBER OF SECTIONS	TYPE OF SECTION	OEM SECTION PART NUMBER	WESTWARD SECTION PART NUMBER	HEAD NUMBER	BUSHING PART NUMBER
CUT 07436	CUT 06436	9605373	12 ft.	47	H TS PL	275521	CUT 05003	275506	13626
CUT 07437	CUT 06437	275503	15 ft.	59	H TS PL	275521	CUT 05003	275506	13626
CUT 07438		275503	15 ft.	59	R US PL	276617PL	CUT 05002	Headless	
	CUT 06438	275503	15 ft.	59	R US PL	276617PL	CUT 05002	275506	13626
CUT 07441	CUT 06441	275504	18 ft.	71	H TS PL	275521	CUT 05003	275506	13626
CUT 07439	CUT 06439	275504	18 ft.	71	R TS PL	275522	CUT 05004	275506	13626
	CUT 06440	275504	18 ft.	71	R US PL	276617PL	CUT 05002	275506	13626
CUT 07440		275504	18 ft.	71	R US PL	276617PL	CUT 05002	Headless	
CUT 07444	CUT 06444	275505	21 ft.	83	H TS PL	275521	CUT 05003	275506	13626
	CUT 06442	275505	21 ft.	83	R TS PL	275522	CUT 05004	275506	13626
CUT 07442		275505	21 ft.	83	R TS PL	275522	CUT 05004	Headless	
	CUT 06443	275505	21 ft.	83	R US PL	276617CR	CUT 05002	275506	13626
CUT 07443		275505	21 ft.	83	R US PL	276617CR	CUT 05002	Headless	

Sickle Assemblies



WINDROWERS: 1475 WITH DOUBLE OVERLAP DESIGN 2200, 2300, 2450, 2550

LEFT HAND (LH)



RIGHT HAND (RH)

BOLT-ON NUMBER	RIVETED NUMBER	REPLACEMENT FOR	SICKLE LENGTH	NUMBER OF SECTIONS	TYPE OF SECTION	OEM SECTION PART NUMBER	WESTWARD SECTION PART NUMBER	HEAD NUMBER	BUSHING PART NUMBER
CUT 09265		86528151	6 ft. (LH)	23	XH TS BL	86615988	CUT 05056	Headless	
CUT 09266		86528152	6 ft. (RH)	22	XH TS BL	86615988	CUT 05056	Headless	
CUT 09267		86544310	6 ft. (LH)	23	XH BT BL	86616691	CUT 05018	Headless	
CUT 09268		86544311	6 ft. (RH)	22	XH BT BL	86616691	CUT 05018	Headless	
CUT 09269		86544310ST	6 ft. (LH)	23	XH ST BL	86616588	CUT 05086	Headless	
CUT 09270		86544311ST	6 ft. (RH)	22	XH ST BL	866165588	CUT 05086	Headless	
CUT 09271		86523623	6 ft. (LH)	23	TS XH BL	86615988	CUT 05056	9622854	76417
CUT 09272		86523624	6 ft. (RH)	22	TS XH BL	86615988	CUT 05056	9622855	76417
CUT 09273		86544310	6 ft. (LH)	23	TS XH BL BT	86616691	CUT 05018	9622854	76417
CUT 09274		86544311	6 ft. (RH)	22	TS XH BL BT	86616691	CUT 05018	9622855	76417
CUT 07445		86589596	6 ft. (LH)	23	TS XH BL ST	86616588	CUT 05086	9622854	76417
CUT 07446		86589597	6 ft. (RH)	22	TS XH BL ST	86616588	CUT 05086	9622855	76417
CUT 09275		86528149	7 ft. (LH)	27	XH TS BL	86615988	CUT 05056	Headless	
CUT 09276		86528150	7 ft. (RH)	26	XH TS BL	86615988	CUT 05056	Headless	
CUT 09277		86544308	7 ft. (LH)	27	XH BT BL	86616691	CUT 05018	Headless	
CUT 09278		86544309	7 ft. (RH)	26	XH BT BL	86616691	CUT 05018	Headless	
CUT 07448		86544308ST	7 ft. (LH)	27	XH ST BL	86616588	CUT 05086	Headless	
CUT 07450		86544309ST	7 ft. (RH)	26	XH ST BL	86616588	CUT 05086	Headless	
CUT 09279		86523621	7 ft. (LH)	27	TS XH BL	86615988	CUT 05056	9622854	76417
CUT 09280		86523622	7 ft. (RH)	26	TS XH BL	86615988	CUT 05056	9622855	76417
CUT 09281		86544308	7 ft. (LH)	27	TS XH BL BT	86616691	CUT 05018	9622854	76417
CUT 09282		86544309	7 ft. (RH)	26	TS XH BL BT	86616691	CUT 05018	9622855	76417
CUT 07447		86589594	7 ft. (LH)	27	TS XH BL ST	86616588	CUT 05086	9622854	76417
CUT 07449		86589595	7 ft. (RH)	26	TS XH BL ST	86616588	CUT 05086	9622855	76417

Continued on next page

Sickle Assemblies



WINDROWERS: 1475 WITH DOUBLE OVERLAP DESIGN 2200, 2300, 2450, 2550

LEFT HAND (LH)




RIGHT HAND (RH)

BOLT-ON NUMBER	RIVETED NUMBER	REPLACEMENT FOR	SICKLE LENGTH	NUMBER OF SECTIONS	TYPE OF SECTION	OEM SECTION PART NUMBER	WESTWARD SECTION PART NUMBER	HEAD NUMBER	BUSHING PART NUMBER
CUT 09283		86528147	8 ft. (LH)	31	XH TS BL	86615988	CUT 05056	Headless	
CUT 09284		86528148	8 ft. (RH)	30	XH TS BL	86615988	CUT 05056	Headless	
CUT 09285		86544306	8 ft. (LH)	31	XH BT BL	86616691	CUT 05018	Headless	
CUT 09286		86544307	8 ft. (RH)	30	XH BT BL	86616691	CUT 05018	Headless	
CUT 09287		86544306ST	8 ft. (LH)	31	XH ST BL	86616588	CUT 05086	Headless	
CUT 09288		86544307ST	8 ft. (RH)	30	XH ST BL	86616588	CUT 05086	Headless	
CUT 09289		86523619	8 ft. (LH)	31	TS XH BL	86615988	CUT 05056	9622854	76417
CUT 09290		86523620	8 ft. (RH)	30	TS XH BL	86615988	CUT 05056	9622855	76417
CUT 09291		86544306	8 ft. (LH)	31	TS XH BL BT	86616691	CUT 05018	9622854	76417
CUT 09292		86544307	8 ft. (RH)	30	TS XH BL BT	86616691	CUT 05018	9622855	76417
CUT 07451		86589592	8 ft. (LH)	31	TS XH BL ST	86616588	CUT 05086	9622854	76417
CUT 07452		86589593	8 ft. (RH)	30	TS XH BL ST	86616588	CUT 05086	9622855	76417
CUT 09293		86528145	9 ft. (LH)	35	XH TS BL	86615988	CUT 05056	Headless	
CUT 09294		86528146	9 ft. (RH)	34	XH TS BL	86615988	CUT 05056	Headless	
CUT 09295		86544304	9 ft. (LH)	35	XH BT BL	86616691	CUT 05018	Headless	
CUT 09296		86544305	9 ft. (RH)	34	XH BT BL	86616691	CUT 05018	Headless	
CUT 07549		86544304ST	9 ft. (LH)	35	XH ST BL	86616588	CUT 05086	Headless	
CUT 07550		86544305ST	9 ft. (RH)	34	XH ST BL	86616588	CUT 05086	Headless	
CUT 09945		86523617	9 ft. (LH)	35	TS XH BL	86615988	CUT 05056	9622854	76417
CUT 09946		86523618	9 ft. (RH)	34	TS XH BL	86615988	CUT 05056	9622855	76417
CUT 09947		86544304	9 ft. (LH)	35	TS XH BL BT	86616691	CUT 05018	9622854	76417
CUT 09948		86544305	9 ft. (RH)	34	TS XH BL BT	86616691	CUT 05018	9622855	76417
CUT 07453		86589590	9 ft. (LH)	35	TS XH BL ST	86616588	CUT 05086	9622854	76417
CUT 07454		86589591	9 ft. (RH)	34	TS XH BL ST	86616588	CUT 05086	9622855	76417

Sickle Assemblies



COMBINES: J.E. LOVE FLOATING HEADERS, 960 FLEX HEADER



BOLT-ON NUMBER	RIVETED NUMBER	REPLACEMENT FOR	SICKLE LENGTH	NUMBER OF SECTIONS	TYPE OF SECTION	OEM SECTION PART NUMBER	WESTWARD SECTION PART NUMBER	HEAD NUMBER
CUT 07455	CUT 06455	271979PL	13 ft.	54	XH TS PL	271981PL	CUT 05072	STUDS
CUT 07456	CUT 06456	271979PLBT	13 ft.	54	XH BT PL	271981PLBT	CUT 05159	STUDS
CUT 07457	CUT 06457	271980PL	15 ft.	62	XH TS PL	271981PL	CUT 05072	STUDS
CUT 07458	CUT 06458	271980PLBT	15 ft.	62	XH BT PL	271981PLBT	CUT 05159	STUDS
CUT 07459	CUT 06459	CF16C2	16 ft.	66	XH TS PL	271981PL	CUT 05072	STUDS
CUT 07460	CUT 06460	CF16C2BT	16 ft.	66	XH BT PL	271981PLBT	CUT 05159	STUDS
CUT 07461	CUT 06461	273851PL	18 ft.	74	XH TS PL	271981PL	CUT 05072	STUDS
CUT 07462	CUT 06462	273851PLBT	18 ft.	74	XH BT PL	271981PLBT	CUT 05159	STUDS
CUT 07463	CUT 06463	273847PL	20 ft.	82	XH TS PL	271981PL	CUT 05072	STUDS
CUT 07464	CUT 06464	273847PLBT	20 ft.	82	XH BT PL	271981PLBT	CUT 05159	STUDS
CUT 07465	CUT 06465	198295PL	22 ft.	90	XH TS PL	271981PL	CUT 05072	STUDS
CUT 07466	CUT 06466	198295PLBT	22 ft.	90	XH BT PL	271981PLBT	CUT 05159	STUDS

*Note: These sickles use a countersunk fastener. *Sickles will not work on New Holland 960 Rigid Headers.



COMBINES: TR75, 85, 86, 95, 96 AND TX 36, 66, 88 WITH HEADER 970, 971, 972, 973 WITH TWIN POINTS




BOLT-ON NUMBER	RIVETED NUMBER	REPLACEMENT FOR	SICKLE LENGTH	NUMBER OF SECTIONS	TYPE OF SECTION	OEM SECTION PART NUMBER	WESTWARD SECTION PART NUMBER	HEAD NUMBER
CUT 07476		851662	10 ft. (RH)	36	TS XH PL	848093	CUT 05103	848094
CUT 07474		851663	10 ft. (LH)	37	TS XH PL	848093	CUT 05103	848094
CUT 07480		9842536	12 ft. (RH)	44	TS XH PL	848093	CUT 05103	848094
CUT 07478		9842537	12 ft. (LH)	45	TS XH PL	848093	CUT 05103	848094
CUT 07484		9820457	15 ft. (RH)	56	TS XH PL	848093	CUT 05103	848094
CUT 07482		9820456	15 ft. (LH)	57	TS XH PL	848093	CUT 05103	848094

Sickle Assemblies



COMBINES: TR75, 85, 86, 95, 96 AND TX36, 66, 88 WITH HEADER 970, 971, 972, 973



BOLT-ON NUMBER	RIVETED NUMBER	REPLACEMENT FOR	SICKLE LENGTH	NUMBER OF SECTIONS	TYPE OF SECTION	OEM SECTION PART NUMBER	WESTWARD SECTION PART NUMBER	HEAD NUMBER
CUT 07469	CUT 06469	605039 851667	15 ft.	59	XH TS PL	694723	CUT 05157	848094
CUT 07469-LS		605039	15 ft.	59	XH TS PL	694723	CUT 05157	848094
CUT 07470	CUT 06470	605661 851663	16 ft.	63	XH TS PL	694723	CUT 05157	848094
CUT 07470-LS		605661	16 ft.	63	XH TS PL	694723	CUT 05157	848094
CUT 07471	CUT 06471	605663 851654	18 ft.	71	XH TS PL	694723	CUT 05157	848094
CUT 07471-LS		605663	18 ft.	71	XH TS PL	694723	CUT 05157	848094
CUT 07472	CUT 06472	614346 851655	20 ft.	79	XH TS PL	694723	CUT 05157	848094
CUT 07472-LS		614346	20 ft.	79	XH TS PL	694723	CUT 05157	848094
CUT 07475	CUT 06475	605665 851668	10 ft. (RH)	36	XH TS PL	694723	CUT 05157	848094
CUT 07473	CUT 06473	605668 851669	10 ft. (LH)	37	XH TS PL	694723	CUT 05157	848094
CUT 09949		9842165	12 ft. (LH)	47	XH TS PL	694723	CUT 05157	848094
CUT 09950		9842167	12 ft. (RH)	46	XH TS PL	694723	CUT 05157	848094
CUT 07479	CUT 06479	605670 851657	12 ft. (RH)	44	XH TS PL	694723	CUT 05157	848094
CUT 07477	CUT 06477	605672 851658	12 ft. (LH)	45	XH TS PL	694723	CUT 05157	848094
CUT 07483	CUT 06483	605674 851659	15 ft. (RH)	56	XH TS PL	694723	CUT 05157	848094
CUT 07481	CUT 06481	605676 851660	15 ft. (LH)	57	XH TS PL	694723	CUT 05157	848094

LS = Spliced Knife Assemblies.



29875



9622744



848093

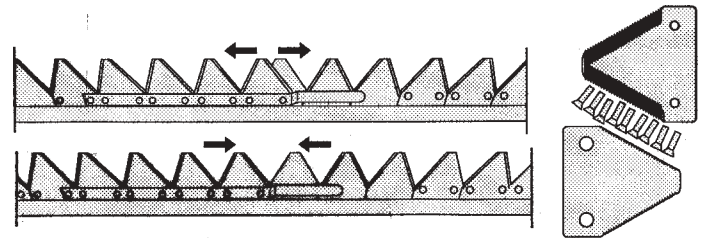
TYPE OF SECTION
SM = Smooth
SS = Super 7 (7 serrations/inch) top serrated
BT = Big Tooth (10 serrations/inch)
ST = Saber Tooth (7 serrations/inch)
US = Under Serrated
TS = Top Serrated (14 serrations/inch)
TT = Tiger Tooth
TP = Twin Point
TJ = Tiger Jaw
CTSK = Countersunk

ORDER NUMBER	REPLACEMENT FOR	SECTION SIZE	TYPE OF SECTION	SECTION THICKNESS	SECTION FINISH	MACHINE	FASTENER PART NUMBER
CUT 05027	604810	Shape 2	SM	R	Plated		01008 1/2" OH
CUT 05057	67630	Shape 2	US	R	Black	Mowers	01008 1/2" OH
CUT 05037	604800	Shape 2	US	R	Plated	Mower/Cond.	01008 1/2" OH
CUT 05122	67631	Shape 2	TS	R	Black		01008 1/2" OH
CUT 05000	604921	Shape 2	TS	R	Plated	Mower/Cond.	01008 1/2" OH
CUT 05001	604921H	Shape 2	TS	H	Plated	Windrowers	01014 9/16 OH
CUT 05056	9622744, 86615988, 29875TS	Shape 2	TS	XH	Black		01012 5/8 OH
CUT 05018	86616691, 9622744BT	Shape 2	BT	XH	Black		01012 5/8 OH
CUT 05086	86616588, 9622744ST	Shape 2	ST	XH	Black		01012 5/8 OH
CUT 05119	86616527, 604921XH	Shape 2	TS	XH	Plated		01012 5/8 OH
CUT 05019	86616689, 604921XHB	Shape 2	BT	XH	Plated		01012 5/8 OH
CUT 05083	86616591, 29875STPL	Shape 2	ST	XH	Plated		01012 5/8 OH
CUT 05058	26622	Shape 2	SM	XH	Black		01012 5/8 OH
CUT 05025	29875, 86616945	Shape 2	US	XH	Black		01012 5/8 OH
CUT 05038	706226	Shape 2	US	XH	Plated		01012 5/8 OH
CUT 05042	All the above twin tooth	Shape 7	TS	XH	Black		01014 9/16 OH
CUT 05004	275522	Shape 3	TS	R	Plated	Windrower 1090	01008 1/2 OH
CUT 05003	275521	Shape 3	TS	H	Plated	Prairie Star 4600-4800	01014 9/16 OH
CUT 05002	16671PL, 276617	Shape 3	US	R	Plated	Windrowers 109	01008 1/2 OH
CUT 05070	L1262, 16671	Shape 3	US	R	Black	Windrowers 109	01008 1/2 OH
CUT 05005	23065	HiShoulder	TS	XH	Plated		01012 5/8 OH
CUT 05123	34390	Shape 3	TS	XH	Black		01012 5/8 OH
CUT 05124	34390PL	Shape 3	TS	XH	Plated		01012 5/8OH
CUT 05156	34390BT	Shape 3	TS BT	XH	Black		01012 5/8OH
CUT 05182	102053, 34390ST	Shape 3	TS ST	XH	Black		01012 5/8OH
CUT 05044	All the above twin tooth	3 x 3 1/4	TS	XH	Plated		01012 5/8 OH
CUT 05045	All the above twin tooth	3 x 3 1/4	TS	XH	Black		01012 5/8 OH
CUT 05157	694723	Shape 6	TS	XH	Plated	TR Series Combines	01012 5/8 OH
CUT 05221	694723BLBT	Shape 6	BT	XH	Black		01012 5/8 OH
CUT 05103	848093	Shape 7	TS	XH	Plated	TR Combines with Twin Cut	01012 5/8 OH
CUT 05161	848093BT	Shape 7	BTTS	XH	Plated		01012 5/8 OH
CUT 05092	848093ST	Shape 7	ST	XH	Plated		01012 5/8 OH
CUT 05071	271981	Shape 11	TS	XH	Black	Combines with J.E. Love Floating Headers	01011 5/8 CS
CUT 05072	271981PL	Shape 11	TS	XH	Plated		01011 5/8 CS
CUT 05159	271981PLBT	Shape 11	BT	XH	Plated		01011 5/8 CS
CUT 05190	134104	Shape 13	TS	XH	Plated	Combines with Rigid Headers	01012 5/8 OH
CUT 05158	134104BT	Shape 13	BT	XH	Plated		01012 5/8 OH
CUT 05067	134104	Shape 13	TS	H	Plated		01014 9/16 OH

End Sections (Package of 10)

ORDER NUMBER	REPLACEMENT FOR	SECTION SIZE	TYPE OF SECTION	SECTION THICKNESS	SECTION FINISH	MACHINE	FASTENER
CUT 03363	86616941	(RH) End Sections 3 Holes	US	XH	Black	Mower/Cond.	01012 5/8 OH
CUT 03366	86616942	(LH) End Sections 3 Holes	US	XH	Black	Mower/Cond.	01012 5/8 OH
CUT 03364	86617759	(RH) End Sections 2 Slots & Third Hole	TS	XH	Black	Mower/Cond.	01012 5/8 OH
CUT 03365	86617760	(LH) End Sections 2 Slots & Third Hole	TS	XH	Black	Mower/Cond.	01012 5/8 OH

**PACKAGE OF 10
OVERLAP SECTIONS FOR RIVETED ASSEMBLIES (60° CTSK)**

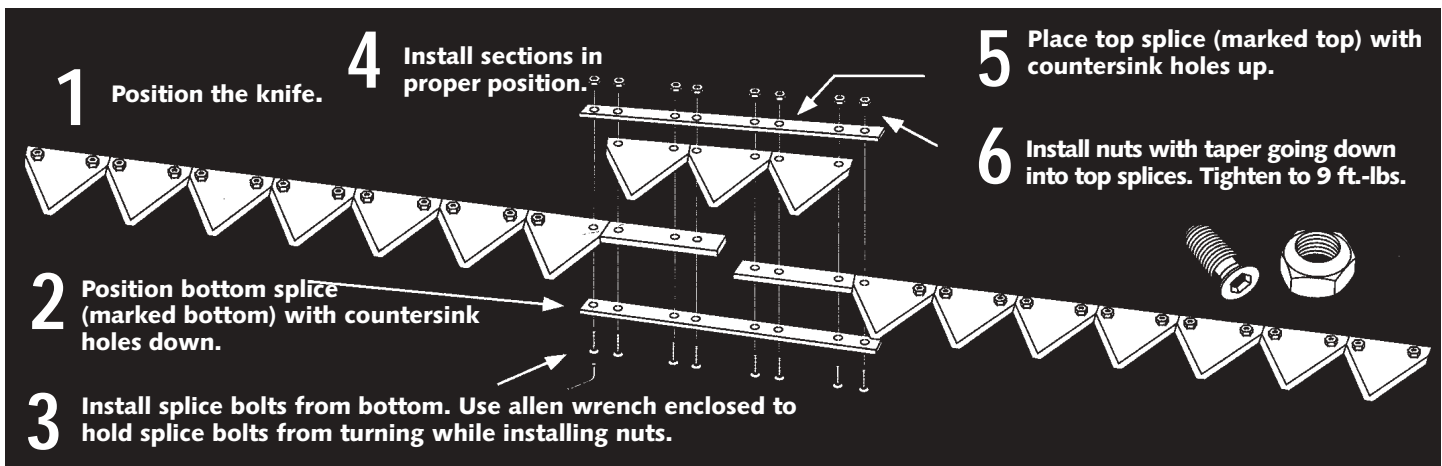


ORDER NUMBER	REPLACEMENT FOR	SECTION SIZE	TYPE OF SECTION	SECTION THICKNESS	SECTION FINISH	MACHINE	FASTENER
CUT 03312	706424H	Overlap Bottom CTSK	TS	H	Plated	Hay Machines	01011 5/8 CS
CUT 03311	706423H	Overlap Top CTSK	TS	H	Plated	Hay Machines	01011 5/8 CS
CUT 03367	766757	Overlap Top CTSK	TS	XH	Plated	Combines with Twin Point™	01011 5/8 CS
CUT 03368	766758	Overlap Bottom CTSK	TS	XH	Plated	Combines with Twin Point™	01011 5/8 CS
CUT 03313	694721	Overlap Top CTSK	TS	XH	Plated	Combines with Rigid Header	01011 5/8 CS
CUT 03314	694722	Overlap Bottom CTSK	TS	XH	Plated	Combines with Rigid Header	01011 5/8 CS
CUT 05163	9826047	Overlap Bottom CTSK	TS	REG	Plated	Hay Machines	01108 1/2 CS
CUT 05162	9826046	Overlap Top CTSK	TS	REG	Plated	Hay Machines	01108 1/2 CS
CUT 03347	86616529	Overlap Top CTSK	TS	HVY	Plated	Hay Machines	01011 5/8 CS
CUT 03346	86616528	Overlap Bottom CTSK	TS	HVY	Plated	Hay Machines	01011 5/8 CS
CUT 03334	86615987	Overlap Bottom CTSK	TS	XHVY	Black	Hay Machines	01011 5/8 CS
CUT 03335	86615986	Overlap Top CTSK	TS	XHVY	Black	Hay Machines	01011 5/8 CS
CUT 03309	706421	Overlap Bottom CTSK	US	REG	Plated	Windrowers 907, 909, 910	01108 1/2 CS
CUT 03310	706422	Overlap Top CTSK	US	REG	Plated	912, 1100, 1112	01108 1/2 CS
CUT 03330	635161	Overlap Bottom CTSK	US	XH	Black	M/C 499, 1496, 1499	01011 5/8 CS
CUT 03331	635162	Overlap Top CTSK	US	XH	Black		01011 5/8 CS
CUT 05125	635161ST	Overlap Bottom CTSK	TS	XHST	Plated	All Double Drive Sickles	01011 5/8 CS
CUT 05093	635162ST	Overlap Top CTSK	TS	XHST	Plated		01011 5/8 CS

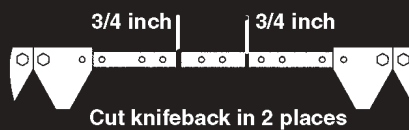
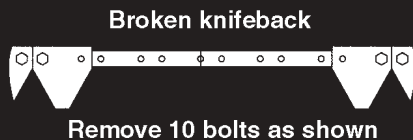
Overlap Section Kits

ORDER NUMBER	PACKAGE QUANTITY	APPLICATION
CUT 03306	03311 (2 pcs.) 03312 (3 pcs.) CTSK Rivets (10 pcs.)	For New Holland Machines, one complete set for left and right hand sickles Riveted Assemblies Only - 60° CTSK (TS, HVY, PLATED) c/w Rivets
CUT 03300	03347 (2 pcs.) 03346 (3 pcs.) 82° CTSK Bolts (10 pcs.) Lock Nuts (10 pcs.)	For New Holland Machines, one complete set for left and right hand sickles (TS, HVY, PLATED) Bolted Assemblies Only - 82° CTSK c/w Bolts
CUT 03301	03335 (2 pcs.) 03334 (3 pcs.) 82° CTSK Bolts (10 pcs.) Lock Nuts (10 pcs.)	For New Holland Machines, one complete set for left and right hand sickles (TS, XHVY, BL) Bolted Assemblies Only - 82° CTSK c/w Bolts
CUT 03338	05162 (2 pcs.) 05163 (3 pcs.) 82° CTSK Bolts (10 pcs.) Lock Nuts (10 pcs.)	For New Holland Machines, one complete set for left and right hand sickles (TS, REG, PLATED) Bolted Assemblies Only - 82° CTSK c/w Bolts

Knife Repair Kits



TO REPAIR A BROKEN SICKLE, FOLLOW THESE RECOMMENDED INSTRUCTIONS



PART NUMBER	DESCRIPTION	KIT CONTENTS
CUT 08086	Kit for assemblies with 2-1/16" hole spacing	1 instruction card, 1 allen wrench, hardware
CUT 08087	Kit for assemblies with 2-1/8" hole spacing	1 instruction card, 1 allen wrench, hardware
CUT 08088	Kit for assemblies with 2" hole spacing	1 instruction card, 1 allen wrench, hardware
CUT 08089	Nut & Bolt Kit for Spliced Area	

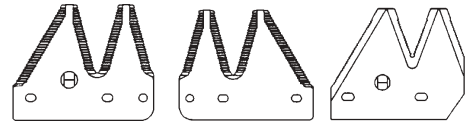
Will mend most broken sickles. Breaks near the head of the sickle can be moved to the tall end with the kit. Some drilling may be required to mount the knifehead in new positions.

Universal End Sections

DESIGNED TO REPLACE THE HALF-SECTIONS ON MOST SICKLES

End Sections are made of one-piece high carbon, heat-treated steel for rugged use. They are punched with an oblong hole to virtually fit any standard cutterbar mower in use today. To install our "End Section", simply take off the last section on the shoe end of your sickle assembly and replace it with an "End Section". The change-over takes only a couple of minutes to complete and you will notice a big difference in time saved from unclogging your mower. We recommend using a 5/8" x 5 1/2" oval head rivet or CUT 01100 bolt.

ORDER NUMBER	DESCRIPTION
CUT 03325	2 End Sections Under Serrated Chrome RH
CUT 03315	2 End Sections Top Serrated Chrome RH
CUT 03319	2 End Sections Top Serrated Chrome LH for use in Twin Sickle Application
CUT 03327	2 End Sections Top Serrated Super Seven Chrome RH
CUT 03318	2 End Sections Under Serrated Chrome LH
CUT 03320	2 End Sections Top Serrated Black RH
CUT 03321	2 End Sections Top Serrated Black LH
CUT 03358	2 End Sections Top Serrated Chrome 1LH, 1RH
CUT 03359	2 End Sections Top Serrated Black 1LH, 1RH
CUT 03357	2 End Sections Top Serrated Super Seven Chrome LH



03315 03319 03325

Packaged in cards of two.
APPLICATION: all mowers, mower conditioners & windrowers with standard cutterbar.

UNIVERSAL PITMAN WOOD

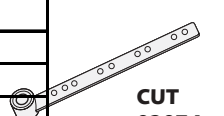
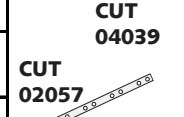
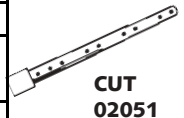

PART NUMBER	DESCRIPTION
CUT 04055	UPW375 Pitman Wood

Note: This Universal Pitman Wood has been designed to replace most Pitman Woods.



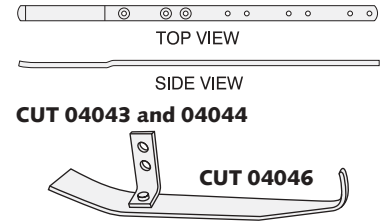
Cutter Bar Components

ORDER NUMBER	REPLACEMENT FOR	DESCRIPTION	MACHINE
CUT 02015	MA999	Sickle Head	Mowers 44, 45, 46, 47, Pitmanless.
CUT 02052	64693	Sickle Head	Mowers 450 to S/N 87765, 455 to S/N 88846
CUT 04036	63841	Bushing	For Head #02052
CUT 02051	858740, 143603	Sickle Head	Mowers, 450 after SN 87765, 451, 455, 456 after SN88846
CUT 02066	86536346, 858726, 635157	Sickle Head (LH)	499, 1496, 1499
CUT 02067	86536345, 858727, 635158	Sickle Head (RH)	499, 1496, 1499
CUT 04037	127610	Bushing/Rubber	Mowers 450-456, 499, 1496, 1499 For Head #'s 02051, 02066 and 02067
CUT 02054	86507377, 219986	Sickle Head	Mower/Cond, 460, 461, 467, 469, 490, 1469 up to S/N 259714
CUT 04038	134182	Bushing/Rubber	Mower/Cond. 460-469 For Head #02054
CUT 02056	577868	Sickle Head	Mower/Cond. 472, 477, 478
CUT 02060	577867	Sickle Head	Mower/Cond. 479, 488, 490, after S/N #259715, 1496 after S/N #220947
CUT 02061	577867TT	Sickle Head Twin Tooth	
CUT 02062	86508155, 577866	Sickle Head	Mower/Cond. 495, 1495
CUT 04039	254132	Bushing/Rubber	Mower/Cond. 472-479, 488, 495, 1495 For Head #02056, 02060, 02061 and 02062
CUT 02057	80289488, 289488	Sickle Head	Mower/Cond. 474, 489, 492
CUT 04041	701401, 612408A	Bushing/Steel Assembly	Mower/Cond. 474, 489 Combine Head 970, 972 for Head #02057
CUT 02071	137635	Sickle Head (RH)	Windrower 903, 907-912
CUT 02070	135822	Sickle Head (LH)	Windrower 903, 907-912
CUT 02073	858714, 247990	Sickle Head (RH)	Windrower 1100, 1112-1116, 1118, 116 Pivot Tongue
CUT 02072	858713, 247989	Sickle Head (LH)	Windrower, 1100, 1112-1116, 1118, 116 Pivot Tongue
CUT 02075	86617755, 9622854	Sickle Head (LH)	2200, 2300, 2450, 2550
CUT 02076	86617752, 9622855	Sickle Head (RH)	2200, 2300, 2450, 2550
CUT 02069	76173	Sickle Head	Windrower 905
CUT 02064	858756, 704316	Sickle Head (RH)	Windrower 114
CUT 02065	858755, 575163	Sickle Head (LH)	Windrower 114
CUT 04040	76417	Bushing/Rubber	Windrower 114, 905, 907-1118 For Head #02071, 02070, 02073, 02072, 02075, 02076, 02069, 02064, 02065
CUT 02077	848094	Sickle Head	Combine Head 970-973
CUT 02068	272262	Sickle Head	Windrower 109
CUT 02074	275506	Sickle Head	Windrower 1090
CUT 02107	34388	Sickle Head (LH)	Windrowers 2360 Header
CUT 02108	34895	Sickle Head (RH)	Windrowers 2360 Header
CUT 02309	13626	Bushing	Windrower 1090 for Head #02074, 02107 and 02108
CUT 02106	37835	Sickle Head	Windrowers 2360 Draper Header
CUT 02313	21866	Bearing	For Head #02106
CUT 02314	37930	Seal	For Head #02106
CUT 02302	26321	Knife Head Pin	For Head #02106



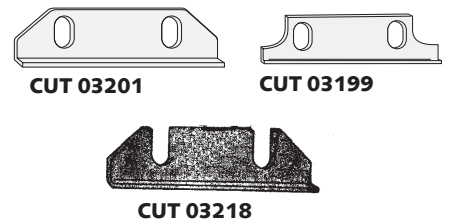
Cutter Bar Components

ORDER NUMBER	REPLACEMENT FOR	DESCRIPTION	MACHINE
CUT 04042	139180	Overlap Strap	All Twin Sickle Machines (Riveted Only)
CUT 04043	858762, 86502971	Overlap Strap	Twin Sickle Machines (Riveted Only)
CUT 04044	861711, 86502821	Overlap Strap	Twin Sickles Machines (Bolted Only)
CUT 04045	36653	Inner Sole	All Mowers
CUT 04046	37025	Outer Sole	All Mowers



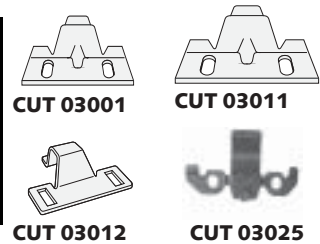
Wear Plates

ORDER NUMBER	REPLACEMENT FOR	DESCRIPTION	MACHINE
CUT 03201	26616 272967	Wear Plate	All Combines
CUT 03199		Wear Plate, 6"	Alternative to 03201
CUT 03218	242046	Wear Plate, 6" Slotted	Alternative to 03201



Hold Down Clips

PART NUMBER	REPLACEMENT	DESCRIPTION	APPLICATION
CUT 03000	36656, XL1000	Lo arch	Mowers, mower conditioners, combines
CUT 03001	36657	Hi arch	Mowers, mower conditioners, combines
CUT 03011	E47955, BSL600	Lo arch	Mowers, mower conditioners, combines
CUT 03012	BSH500	Hi arch	Mowers, mower conditioners, combines
CUT 03025	BSL600 adjustable	Lo arch adjustable	For sections



Adjustable Clips

PART NUMBER	REPLACES	DESCRIPTION / APPLICATION
CUT 03019	XL2000ADJ	Lo Arch
CUT 03020	XH 2000ADJ	Hi Arch
CUT 03022	XLA	Clip Arch Only, Low
CUT 03024	RB100	Rubber Elastomer



Adjustable Clip

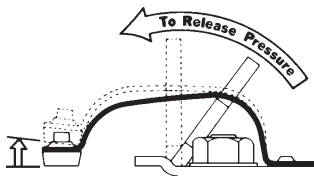
Sic-L-Clips



- Saves wear on sickle sections.
- Quiets mower & extends sickle life.
- Allows increased cutting speed.
- High carbon steel spring holds sickle sections against ledger plates for improved cutting.
- Replaceable "Nylatron" wear strip.
- Fully plated to prevent rust.
- No adjustment necessary for wear.

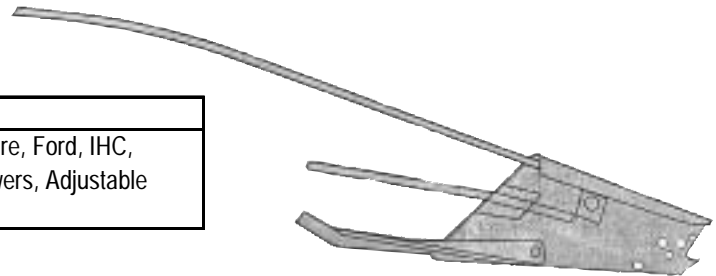
PART NO.	REPLACES	DESCRIPTION
CUT 03006	SLC-330	Standard model for 3/8" bolts
CUT 03007	SLC-331	*Hi-Clear model for 3/8" bolts
CUT 03008	SLC-370	Standard model for 7/16" bolts
CUT 03009	SLC-371	*Hi-Clear model for 7/16" bolts
CUT 03010	SLC-400	Replaceable Nylatron wear strip

*Recommended for bolted sections



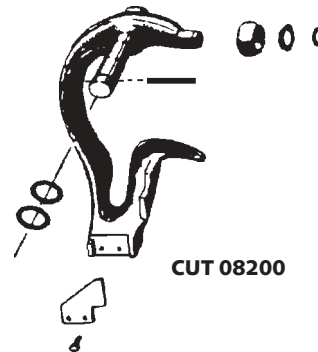
Universal Grass Board

ORDER NUMBER	DESCRIPTION	REPLACEMENT FOR
CUT 04001	Steel Grass Board	Designed to work on Deere, Ford, IHC, Kosch, M-F, and N-I Mowers, Adjustable Steel Rods



Baler Knife Parts (To fit New Holland)

PART NUMBER	REPLACES	DESCRIPTION
CUT 08200	603728 577596 9801645	Knife arm assembly with knife
CUT 08201	717013 284574	Bill hook assembly



CUT 08200



CUT 08201

FITS NEW HOLLAND

Bolt-On Fasteners



7/32" DIAMETER

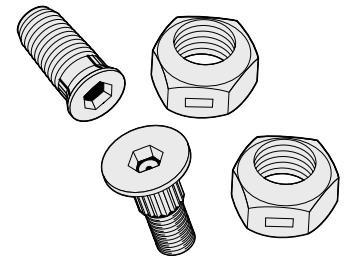
PART NO.	REPLACES	DESCRIPTION
CUT 01100	TJ55BN	5/8" standard section bolt w/nut (pkg of 100)
CUT 01101	TJ85BN	1" head bolt w/nut (pkg of 25)
CUT 01102	TJ95BN	1 1/4" head bolt w/nut (pkg of 25)
CUT 01107	TJ1224N	Replacement Lock Nut (each)

1/4" DIAMETER

PART NO.	DESCRIPTION
CUT 01115	1/4" x 5/8" section bolt w/nut (pkg of 50)
CUT 01119	1/4" x 1 1/4" head bolt w/nut (pkg of 25)
CUT 01116	1/4" replacement lock nut (each)

FOR J.E. LOVE, HART-CARTER & VERSATILE ASSEMBLIES - 60° CTSK

PART NO.	REPLACES	DESCRIPTION
CUT 01120		5/8" section bolt w/nut for J.E. Love & Hart-Carter (pkl of 20)
CUT 01118	BVB916BN	9/16" section bolt w/nut to fit original equipment Versatile sickles (pkg of 50)
CUT 01117	BVB100BN	1" head bolt w/nut to fit original equipment Versatile sickles (pkg of 25)
CUT 01121		1 1/4" head bolt w/nut for J.E. Love & Hart-Carter (pkg of 25)
CUT 01107	TJ224N	Replacement Lock Nut (each)



FOR TWIN SICKLE BOLTED ASSEMBLIES - 82° CTSK

PART NO.	DESCRIPTION
CUT 01109	1/2" CS Overlap Bolt with low profile nut for Double drive sickles (use with Allen Wrench) (pkg of 25)

Plated Rivets for Sections, Heads and Guard Plates

ONE POUND PACKAGES

PART NO.	SIZE	LENGTH	QTY*
CUT 01000	1/4" OH	1 1/4"	50
CUT 01001	#5 1/2 CS	1 1/4"	80
CUT 01002	#5 1/2 OH	1 1/4"	65
+CUT 01003	#6 CS	1 1/4"	40
CUT 01004	1/4" OH	1"	50
CUT 01005	#5 1/2 CS	1"	100
CUT 01006	#5 1/2 OH	1"	85
CUT 01007	#5 1/2 CS	1/2"	185
CUT 01008	#5 1/2 OH	1/2"	125
CUT 01009	#5 1/2 OH	3/8"	155
CUT 01010	1/4" OH	5/8"	70
CUT 01011	#5 1/2 CS	5/8"	160
CUT 01012	#5 1/2 OH	5/8"	125
CUT 01013	#5 1/2 CS	9/16"	165
CUT 01014	#5 1/2 OH	9/16"	125
CUT 01015	#5 1/2 CS	15/16"	95
CUT 01016	#5 1/2 OH	15/16"	95

+ 1/2 lb. box / *Approx. quantity per box.

FIFTEEN POUND PACKAGES

PART NO.	SIZE	LENGTH	QTY*
CUT 01030	#5 1/2 OH	1/2"	2175
CUT 01031	#5 1/2 OH	5/8"	1860
CUT 01032	#5 1/2 OH	9/16"	1995

*Approx. quantity per box.

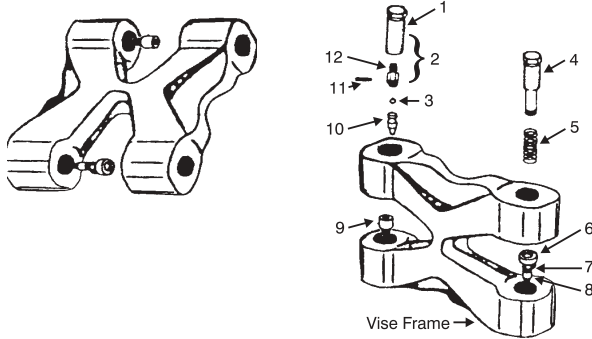


OH = OVAL HEAD

CS = COUNTERSUNK HEAD

Rivet vise for Sickles

Combination Rivet Punch and Riveter changes sections in the field without removing knife!

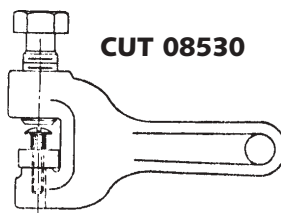


ITEM	PART NO.	REPLACES	DESCRIPTION
	CUT 08500	RV-10	Combination rivet punch & riveter
	CUT 08501	RV-K3A	Repair kit for rivet vise (contains knockout punch, bearing ball & pin)
	CUT 08502	RV-A33	Rivet set anvil for countersunk rivets
1	CUT 08509	RV-1670	Knockout screw body, female
2	CUT 08507	RV-1672	Knockout screw assembly
3	CUT 08512	9/32	9/32" diameter ball
4	CUT 08503	RV-1671	Riveting screw
5	CUT 08505	RV-1675	Riveting screw spring
6	CUT 08504	RV-1674	Riveting screw cup
7	CUT 08514	RV-1676	Retainer ring
8	CUT 08511	RV-114A-34	Rivet set anvil
9	CUT 08508	RV-114A-35	Knockout anvil
10	CUT 08506	RV-114A-27	Knockout punch
11	CUT 08513	1/8 x 7/16	1/8" x 7/16" roll pin
12	CUT 08510	RV-116A-28	Knockout screw - punch holder, male

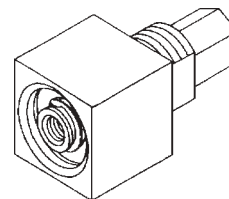
Sickle Bolt Tool

SICKLE BOLT TOOL

PART NO.	REPLACES	DESCRIPTION
CUT 08530	BT100	Section bolt tool
CUT 08531	BS101	Bolt drive Screw
CUT 08532	T55	Pocket size tool
CUT 08533		Section bolt tool



CUT 08530



CUT 08532



CUT 08533


WP Grain Lifter

- Manufactured by European OEM manufacturer ensuring quality material & workmanship
- Universal design fits most swather and combine applications up to and including 7/16" guard bolts
- Painted black to reduce eye strain




PART NO.
GUA GS2


WP Forged Steel Guards




WP215 & 2191WP



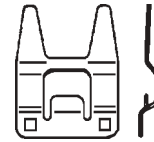
WP235



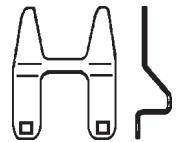
WP245



WP260



WP261



WP262

PART NUMBER	REPLACES	HERSCHEL NO.	DESCRIPTION	APPLICATION
GUA WP218	219190	G81-0145	2 Prong	All NH mowers
GUA WP250	858764, 257634	G81-0120	2 Prong stub guard	Windrowers & mower conditioners
GUA WP251	287459	C45-0502	Guard clip low arch	Windrowers & mower conditioners. Used with WP250
GUA WP252	767636, 288074	C45-0503	Guard clip high arch	Windrowers & mower conditioners. Used with WP250
GUA WP260		G81-0085	2 Prong	Windrowers & mower conditioners
GUA WP261		C45-0500	Guard Clip low arch	Windrower & mower conditioners Used with WP260
GUA WP262		C45-0501	Guard clip high arch	Windrowers & mower conditioners. Used with WP260
GUA WP245	65327, 604884	G81-0040	2 Prong	Windrowers
GUA WP215	858778, 219191	G81-0095	2 Prong	Windrower, mower conditioners, hay bines
GUA 2191WP	858778, 219191, 86553340, 86521587	G81-0098	2 Prong Double Hardened	Windrowers, mower conditioners, hay bines
GUA WP982	86615982		2 Prong Double Hardened	Windrowers, Mower conditioners.
GUA WP235	276619, 1041468M1	G81-0070	2 Prong	109 & 1090
GUA WP240	134024	G81-0020	2 Prong	Rigid cutter bars
GUA WP275	271971, 273846	G81-0130	2 Prong	Floating cutter bars

Pick-Up Guards

USE THESE STURDY, FIELD-TESTED GUARDS TO REDUCE HARVESTING LOSS.

PART NUMBER	MANUFACTURER	DESCRIPTION	APPLICATION
GUA 4S	Herschel	Tiger Jaw Guard	All Tiger Jaw Applications, Combines
GUA 8B	Ford, New Holland	Gateman Guard	Combines, windrowers, mowers having vertically bolted sickle guards that stand rather level



GUA 4S



GUA 8B

Guard Bolts (Plow Bolts)

**#3 HEAD N/C PLATED GRADE 5 W/NUTS
PACKS OF 50**

PART NO.	DESCRIPTION
BLT 1301	3/8" x 1 1/4"
BLT 1302	3/8" x 1 1/2"
BLT 1307	3/8" x 1 3/4"
BLT 1700	7/16" x 1 1/4"
BLT 1701	7/16" x 1 1/2"
BLT 1702	7/16" x 1 3/4"
BLT 1703	7/16" x 2"

Carriage Bolts Plated



PART NO.	SIZE	DESCRIPTION
BLT CB206125	3/8" x 1 1/4"	Carton of 100
BLT CB206150	3/8" x 1 1/2"	Carton of 100
BLT FN3/8	3/8" Nut	Carton of 100
BLT CB207150	7/16" x 1 1/2"	Carton of 50
BLT FN7/16	7/16" Nut	Carton of 50

Swather & Combine Reel Bats

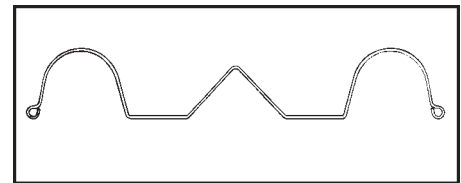
The reel bat is designed for combines and swathers. It is also ideal for many other applications. It is made by roll forming .031" wipe coat galvanized steel which has a matte grey appearance. It can be painted easily if desired.

MUST BE CUT AND DRILLED TO CUSTOMER'S SPECIFICATIONS. FOR ALL POPULAR MAKES.

PART NUMBER	DESCRIPTION
CUT 09008	21' reel bat
CUT 09004	21' reel bat painted black*
CUT 09009	22' reel bat
CUT 09005	22' reel bat painted black*
CUT 09010	25' reel bat
CUT 09006	25' reel bat painted black*
CUT 09011	30' reel bat
CUT 09007	30' reel bat painted black*
*Painted reel bats manufactured by HCC	



Reel bat used for swather.




Reel bat profile.


The Westward Parts Services Ltd. Duplicate Parts listed in this catalogue are made for Westward Parts Services Ltd. These parts are engineered to meet or exceed the specifications of the original manufacturer's part, but are not represented to be parts manufactured by OEM.

References to OEM names or part numbers are for identification purposes only. The referenced OEM names are registered trademarks or trade names of those companies.

Sickle Assemblies




MOWERS: 10, 20, 30, 40, 41, 250, 251, 252, 253, 254, 255



BOLT-ON NUMBER	RIVETED NUMBER	REPLACEMENT FOR	SICKLE LENGTH	NUMBER OF SECTIONS	TYPE OF SECTION	OEM SECTION PART NUMBER	WESTWARD SECTION PART NUMBER	HEAD NUMBER
CUT 07843	CUT 06843	OU286HSA	7 ft.	28	H US BL	OU577HS	CUT 05194	045HSA



MOWERS: 521, 522
CASE 100 BALANCED HEAD, 1100, 1300, FORD 505

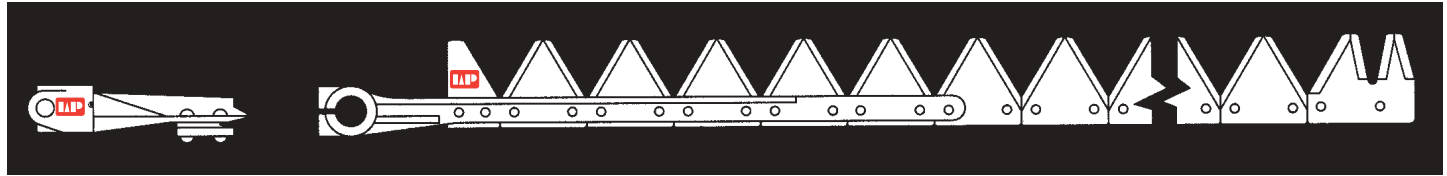


BOLT-ON NUMBER	RIVETED NUMBER	REPLACEMENT FOR	SICKLE LENGTH	NUMBER OF SECTIONS	TYPE OF SECTION	OEM SECTION PART NUMBER	WESTWARD SECTION PART NUMBER	HEAD NUMBER
CUT 07181	CUT 06181	463408R93	5 ft.	19	XH US BL	826722C2	CUT 05025	56692C91
CUT 07182	CUT 06182	465112R93	6 ft.	23	XH US BL	826722C2	CUT 05025	56692C91
CUT 07183	CUT 06183	462381R93	7 ft.	27	XH SM BL	826724C2	CUT 05058	56692C91
CUT 07184	CUT 06184	462380R93	7 ft.	27	XH US BL	826722C2	CUT 05025	56692C91
CUT 07186	CUT 06186	1281292C92	7 ft.	27	XH TS BL	826720C3	CUT 05056	56692C91
CUT 07936		1281292C92BT	7 ft.	27	XH BT BL	826720C3BT	CUT 05018	56692C91
CUT 07188	CUT 06188	463182R93	9 ft.	35	XH SM BL	826724C2	CUT 05058	56692C91
CUT 07189	CUT 06189	463159R93	9 ft.	35	XH US BL	826722C2	CUT 05025	56692C91
CUT 07187	CUT 06187	1281291C92	9 ft.	35	XH TS BL	826720C3	CUT 05056	56692C91
CUT 07171		1281291C92BT	9 ft.	35	XH BT BL	826720C3BT	CUT 05018	56692C91

Sickle Assemblies



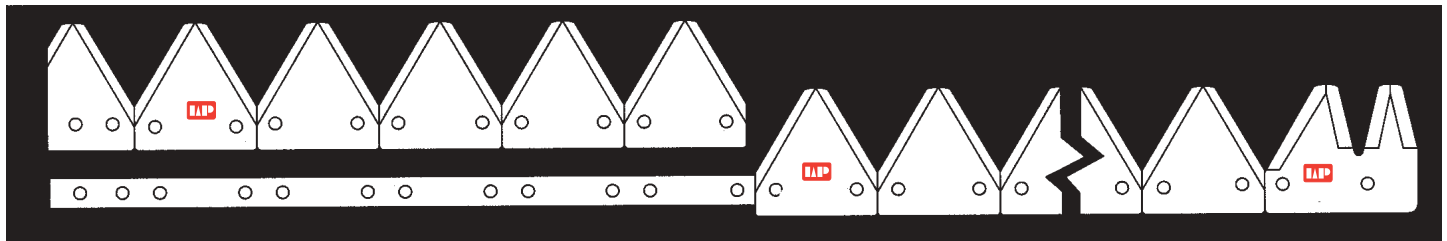
MOWER CONDITIONERS: 290 MASSEY FERGUSON 81 HAYTENDER



BOLT-ON NUMBER	RIVETED NUMBER	REPLACEMENT FOR	SICKLE LENGTH	NUMBER OF SECTIONS	TYPE OF SECTION	OEM SECTION PART NUMBER	WESTWARD SECTION PART NUMBER	HEAD NUMBER
CUT 07315	CUT 06315	290744S, 290627S	9 ft.	34	H US BL	OU577HS	CUT 05194	Headless
CUT 07316	CUT 06316	290744, 290627	9 ft.	34	H US BL	OU577HS	CUT 05194	290271



MOWER CONDITIONERS: 299

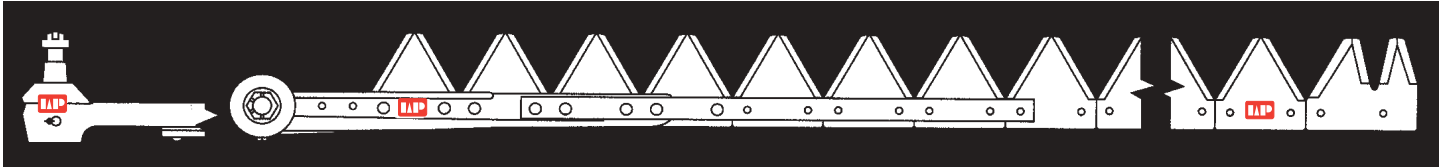


BOLT-ON NUMBER	RIVETED NUMBER	REPLACEMENT FOR	SICKLE LENGTH	NUMBER OF SECTIONS	TYPE OF SECTION	OEM SECTION PART NUMBER	WESTWARD SECTION PART NUMBER	HEAD NUMBER
CUT 07844	CUT 06844	290927	9 ft.	36	H US BL	OU577HS	CUT 05194	Headless

Sickle Assemblies




MOWER CONDITIONERS: 507, 5107 (7'), 509, 5109 (9')
FORD 538, CASE 1190



BOLT-ON NUMBER	RIVETED NUMBER	REPLACEMENT FOR	SICKLE LENGTH	NUMBER OF SECTIONS	TYPE OF SECTION	OEM SECTION PART NUMBER	WESTWARD SECTION PART NUMBER	HEAD NUMBER
CUT 07191	CUT 06191	101987C95BL	7 ft.	24	XH US BL	W501017E	CUT 05025	824594C91
CUT 07192	CUT 06192	101988C95BL	9 ft.	32	XH US BL	W501017E	CUT 05025	824594C91
CUT 07192-LS		101988C95BL	9 ft.	32	XH US BL	W501017E	CUT 05025	824594C91
CUT 07193	CUT 06193	1960310C1	9 ft.	32	XH TS BL	W501017ETS	CUT 05056	824594C91
CUT 07193-LS		1960310C1	9 ft.	32	XH TS BL	W501017ETS	CUT 05056	824594C91



MOWER CONDITIONERS: 512 (12'), 514 (14') PIVOT TONGUE
CASE 1490, 1590, 5112



BOLT-ON NUMBER	RIVETED NUMBER	REPLACEMENT FOR	SICKLE LENGTH	NUMBER OF SECTIONS	TYPE OF SECTION	OEM SECTION PART NUMBER	WESTWARD SECTION PART NUMBER	HEAD NUMBER
CUT 07256	CUT 06256	ZA502889	12 ft.	48	XH US PL	457607R3	CUT 05038	ZA502562
CUT 07257	CUT 06257	ZA502930	12 ft.	48	XH TS PL	502933	CUT 05119	ZA502562
CUT 07257-LS		ZA502930	12 ft.	48	XH TS PL	502933	CUT 05119	ZA502562
		ZA502889						
CUT 07259	CUT 06259	ZA502931	14 ft.	56	XH TS PL	502933	CUT 05119	ZA502562
CUT 07259-LS		ZA502931	14 ft.	56	XH TS PL	502933	CUT 05119	ZA502562
		ZA502890						
CUT 07258	CUT 06258	ZA502890	14 ft.	56	XH US PL	457607R3	CUT 05038	ZA502562

LS = Spliced Kife Assemblies

Sickle Sections



OU577HS

TYPE OF SECTION
SM = Smooth
SS = Super 7 (7 serrations/inch) top serrated
BT = Big Tooth (10 serrations/inch)
ST = Saber Tooth (7 serrations/inch)
US = Under Serrated
TS = Top Serrated (14 serrations/inch)
TT = Tiger Tooth
TP = Twin Point
TJ = Tiger Jaw
CTSK = Countersunk

ORDER NUMBER	REPLACEMENT FOR	SECTION SIZE	TYPE OF SECTION	SECTION THICKNESS	SECTION FINISH	MACHINE	FASTENER PART NUMBER
CUT 05194	OU577HS	Shape 2	US	H	Black	Mowers, Mower Conditioners	01014 9/16 OH
CUT 05025	W501017E	Shape 2	US	XH	Black		01012 5/8 OH
CUT 05119	502933	Shape 2	TS	XH	Plated		01012 5/8 OH
CUT 05056	W501017ETS	Shape 2	TS	XH	Black		01012 5/8 OH
CUT 05058	0577HS	Shape 2	SM	XH	Black		01012 5/8 OH
CUT 05018	826720C3BT	Shape 2	BT	XH	Black		01012 5/8 OH
CUT 05038	457607R3	Shape 2	US	XH	Plated		01012 5/8 OH
CUT 05086	826720C3ST	Shape 2	TSST	XH	Black		01012 5/8 OH
CUT 05061	714607	Shape 13	TS	H	Black		01014 9/16 OH
CUT 05067	714604	Shape 13	TS	H	Plated		01014 9/16 OH
CUT 05201	502932		TS	XH	Plated	Knifehead area	1/4" hole

Cutter Bar Components

ORDER NUMBER	REPLACEMENT FOR	DESCRIPTION	MACHINE
CUT 02049	290271	Knifehead	Mower 290
CUT 02017	ZA502562	Knifehead	Mower Cond. 512, 514
CUT 02018	824594C91	Knifehead	Mower Cond. 507, 5107, 509, 5109
CUT 02306	722327	Dust Cover	For Head # 02017 & 02018
CUT 02016	462378R11 56692C91	Knifehead	Mowers 521, 522
CUT 02124	045HSA	Knifehead	Mowers
CUT 03201	290815	Wear Plate	Mowers, Mower Conditioners, Combines
CUT 03011	0145HS 290816	Low Knife Clip for Riveted or Bolted Sickles	Mowers
CUT 04080	W20HSA	Pitman Wood -36"	Mowers



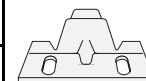
CUT 02017 & CUT 02018



CUT 02016



CUT 02124



CUT 03011



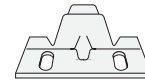
CUT 03201



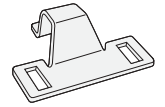
CUT 04080

Hold Down Clips

PART NUMBER	REPLACES	DESCRIPTION	APPLICATION
CUT 03011	BSL600 0145HS 290816	Lo Arch	Mowers & Mower Conditioners
CUT 03012	BSH500, 46HS	Hi Arch	Mowers & Mower Conditioners
CUT 03025	BSL600 Adjustable	Lo Arch Adjustable	For Sections



CUT 03011




CUT 03012



CUT 03025

Guards

PART NUMBER	REPLACES	HERSCHEL NUMBER	DESCRIPTION	APPLICATION
GUA DM700	25314	G81-0803	Center Malleable	All Mowers
GUA MC2041	MB2041	G81-0830	Center Malleable	Mowers 521, 522
CUT 04021	DM700-R	G81-0805	Malleable Outer Guard	All Mowers
CUT 04022	MC2043	G81-0832	Malleable Outer Guard	Mowers 521, 522
CUT 04023	DM700-L	G81-0804	Malleable Inner Guard	All Mowers
CUT 04024	MC2042	G81-0831	Malleable Inner Guard	Mowers 521, 522
CUT 05965	DF780	P44-0667	Ledger Plate	DM700 & MC2041 Guard
CUT 01003	1 1/4 x 6CS		Ledger Plate Rivet	DM700 & MC2041 Guard




DM700




05965

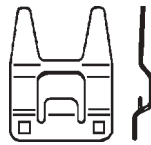
WP Forged Steel Guards



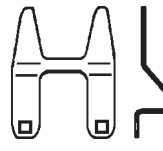
WP245




WP260



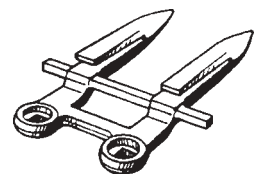
WP261



WP262



WP270



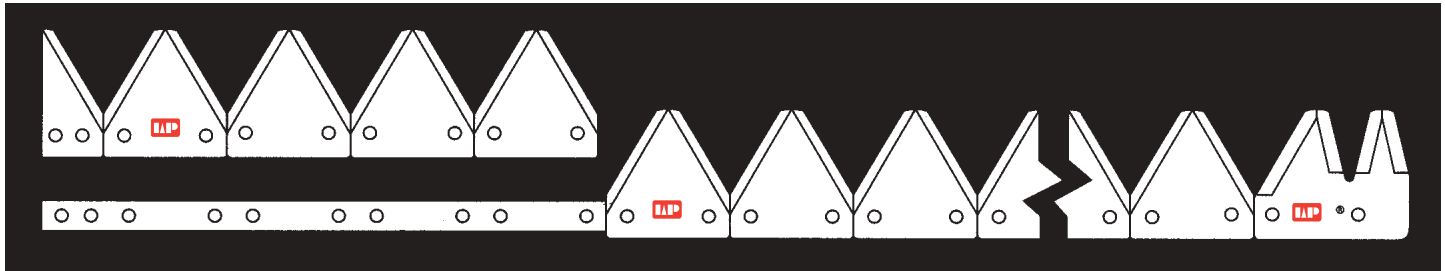
WP280

PART NUMBER	REPLACES	HERSCHEL NUMBER	DESCRIPTION	APPLICATION
GUA WP280	290385	G81-0065	Two Prong	Mower Conditioners 290
GUA WP270	H613838R92	G81-0151	Two Prong	512, 514 Mower Conditioners
GUA WP260	H58600C1	G81-0085	Two Prong Bottom	512, 514 Mower Conditioners
GUA WP261	H58602C1	C45-0500	Lo Arch Top	Used with WP260
GUA WP262		C45-0501	Hi Arch Top	Used with WP260
GUA WP240	714611	G81-0020	Two Prong	Combines 71, 713, 715
GUA WP245		G81-0040	Two Prong	Combine Headers 815 thru 820

Sickle Assemblies



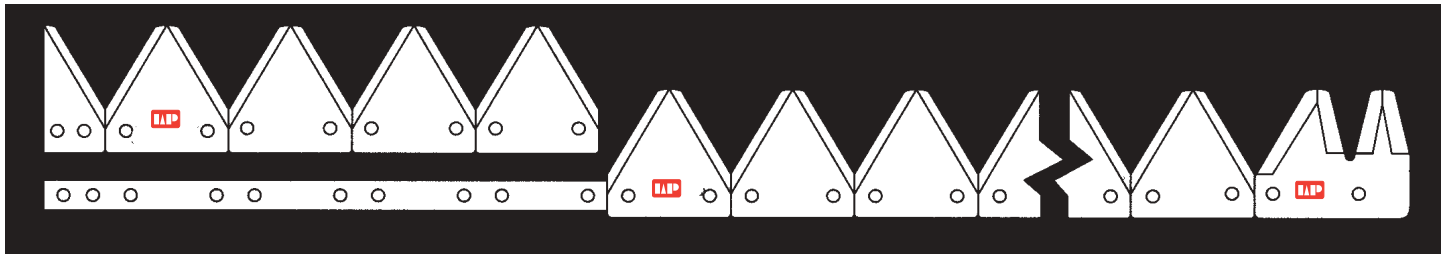
**MOWER CONDITIONERS: 208, 216, 217 (9'), 235 SWING-TONGUE
229 (12' + 14') FORD 536 (9')**



BOLT-ON NUMBER	RIVETED NUMBER	REPLACEMENT FOR	SICKLE LENGTH	NUMBER OF SECTIONS	TYPE OF SECTION	OEM SECTION PART NUMBER	WESTWARD SECTION PART NUMBER	HEAD NUMBER
CUT 07317	CUT 06317	340-32016	9 ft.	34	H TS BL	340-32015	CUT 05028	Headless
CUT 07845	CUT 06845	340-32063	9½ ft.	36	H TS BL	340-32015	CUT 05028	Headless
CUT 07969	CUT 06969	340-32063	9½ ft.	36	H US BL	340-32049	CUT 05194	Headless
CUT 07847	CUT 06847	340-32019	12 ft.	48	H TS BL	340-32015	CUT 05028	Headless
CUT 07848	CUT 06848	340-32020	14 ft.	56	H TS BL	340-32015	CUT 05028	Headless
CUT 07970	CUT 06970	340-32020	14 ft.	56	H US BL	340-32049	CUT 05194	Headless



WINDROWERS: 260, 265, 270, 275, 280, 281, 282, 285, 800, 900 (10'-20'), SELF-PROPELLED 2650 (14' & 16')



BOLT-ON NUMBER	RIVETED NUMBER	REPLACEMENT FOR	SICKLE LENGTH	NUMBER OF SECTIONS	TYPE OF SECTION	OEM SECTION PART NUMBER	WESTWARD SECTION PART NUMBER	HEAD NUMBER
CUT 07846	CUT 06846	340-32018	10 ft.	40	H TS BL	340-32015	CUT 05028	Headless
CUT 07847	CUT 06847	340-32019	12 ft.	48	H TS BL	340-32015	CUT 05028	Headless
CUT 07848	CUT 06848	340-32020	14 ft.	56	H TS BL	340-32015	CUT 05028	Headless
CUT 07970	CUT 06970	340-32020	14 ft.	56	H US BL	340-32049	CUT 05194	Headless
CUT 07849	CUT 06849	340-32021	16 ft.	64	H TS BL	340-32015	CUT 05028	Headless
CUT 07971	CUT 06971	340-32021	16 ft.	64	H US BL	340-32049	CUT 05194	Headless
CUT 07850	CUT 06850	340-32028	20 ft.	80	H TS BL	340-32015	CUT 05028	Headless

Sickle Assemblies




**WINDROWERS: 260-D, 262, 265, 270-D, 275, 280, 281
WITH HIGH SHOULDER SECTIONS**




BOLT-ON NUMBER	RIVETED NUMBER	REPLACEMENT FOR	SICKLE LENGTH	NUMBER OF SECTIONS	TYPE OF SECTION	OEM SECTION PART NUMBER	WESTWARD SECTION PART NUMBER	HEAD NUMBER
CUT 07851	CUT 06851	340-32045	12 ft.	49	H TS BL	340-32041	CUT 05029	Headless
CUT 07852	CUT 06852	340-32046	14 ft.	57	H TS BL	340-32041	CUT 05029	Headless
CUT 07853	CUT 06853	340-32047	16 ft.	65	H TS BL	340-32041	CUT 05029	Headless
CUT 07854	CUT 06854	340-32048	20 ft.	81	H TS BL	340-32041	CUT 05029	Headless
CUT 07855	CUT 06855	340-32062	21 ft.	85	H TS BL	340-32041	CUT 05029	Headless

Sickle Sections



340-32041

05029



340-32049PL

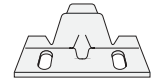
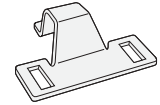
05038

TYPE OF SECTION
SM = Smooth
SS = Super 7 (7 serrations/inch) top serrated
ST = Saber Tooth (7 serrations/inch)
BT = Big Tooth (10 - serrations/inch)
US = Under Serrated
TS = Top Serrated (14 serrations/inch)
TT = Tiger Tooth
TP = Twin Point
TJ = Tiger Jaw
CTSK = Countersunk

ORDER NUMBER	REPLACEMENT FOR	SECTION SIZE	TYPE OF SECTION	SECTION THICKNESS	SECTION FINISH	MACHINE	FASTENER PART NUMBER
CUT 05194	340-32049	Shape 2	US	H	Black	Mower Cond.	01014 9/16 OH
CUT 05028	340-32015	Shape 2	TS	H	Black	Windrowers	01014 9/16 OH
CUT 05027	340-16456	Shape 2	SM	R	Plated		01008 1/2 OH
CUT 05000	340-16457	Shape 2	TS	R	Plated		01008 1/2 OH
CUT 05086	340-32015ST	Shape 2	TSST	XH	Black		01012 5/8 OH
CUT 05083	340-32015ST	Shape 2	TSST	XH	Plated		01012 5/8 OH
CUT 05018	340-32015BT	Shape 2	TSBT	XH	Black		01012 5/8 OH
CUT 05019	340-32015BT	Shape 2	TSBT	XH	Plated		01012 5/8 OH
CUT 05025	340-32049H	Shape 2	US	XH	Black		01012 5/8 OH
CUT 05038	340-32049PL	Shape 2	US	XH	Plated		01012 5/8 OH
CUT 05029	340-32041	Shape 6	TS	H	Black	Windrowers	01014 9/16 OH

Cutter Bar Components

ORDER NUMBER	REPLACEMENT FOR	DESCRIPTION	MACHINE
CUT 03201	110-10645	Wear Plate	Windrowers
CUT 03032	110-10157 110-10734	Low Knife Clip for Riveted or Bolted Sickles (½" bolt holes)	Windrowers using ½" Guard Bolts
CUT 03011	110-32336 110-10157	Lo Arch	For Sections
CUT 03012	110-10734	Hi Arch	Head Clearance
CUT 03025		Lo Arch	Adjustable

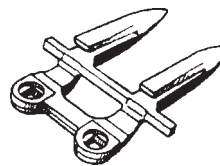

**CUT 03011****CUT 03012****CUT 03201****CUT 03025**

Sickle Head

PART NUMBER	REPLACES	DESCRIPTION	SIZE
CUT 02125	110-16200	Head	7/8" x 14 Thread (old)

WP Forged Steel Guards


PART NUMBER	REPLACES	HERSCHEL NUMBER	DESCRIPTION	APPLICATION
GUA WP205	110-10657	G81-0090	2 Prong	Mower Conditioner & Windrowers
GUA WP206	110-32327 110-32342	G81-0140	2 Prong	Mower Conditioner & Windrowers

**WP205****WP206**

Sickle Assemblies



SWATHERS: 500 SELF-PROPELLED



BOLT-ON NUMBER	RIVETED NUMBER	REPLACEMENT FOR	SICKLE LENGTH	NUMBER OF SECTIONS	TYPE OF SECTION	OEM SECTION PART NUMBER	WESTWARD SECTION PART NUMBER	HEAD NUMBER
	CUT 06829	1301, 40035	15 ft.	58	R US BL	1145	CUT 05057	Headless
	CUT 06830	1302, 40036	18 ft.	70	R US BL	1145	CUT 05057	Headless



SWATHERS: 550, 550- 26 FT.

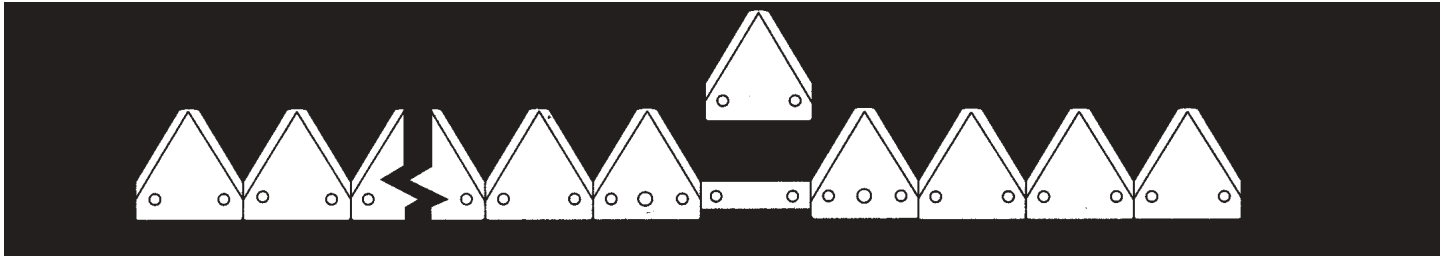


BOLT-ON NUMBER	RIVETED NUMBER	REPLACEMENT FOR	SICKLE LENGTH	NUMBER OF SECTIONS	TYPE OF SECTION	OEM SECTION PART NUMBER	WESTWARD SECTION PART NUMBER	HEAD NUMBER
	CUT 06833	32851, 40551	12 ft.		R US BL	1145	CUT 05057	Headless
	CUT 06832	32848	14 ft.		R US BL	1145	CUT 05057	Headless
CUT 07818	CUT 06818	40059, 10813, 14021	15 ft.	59	R US BL	1145	CUT 05057	Headless
CUT 07819	CUT 06819	40060, 10816, 14022	18 ft.	71	R US BL	1145	CUT 05057	Headless
CUT 07820	CUT 06820	40061, 10819, 14023	21 ft.	83	R US BL	1145	CUT 05057	Headless

Sickle Assemblies



SWATHERS: 601 PULL-TYPE



BOLT-ON NUMBER	RIVETED NUMBER	REPLACEMENT FOR	SICKLE LENGTH	NUMBER OF SECTIONS	TYPE OF SECTION	OEM SECTION PART NUMBER	WESTWARD SECTION PART NUMBER	HEAD NUMBER
	CUT 06831	1305, 40039	18 ft.	70	R US BL	1145	CUT 05057	Headless



SWATHERS: 622, SP & PT

BOLT-ON NUMBER	RIVETED NUMBER	REPLACEMENT FOR	SICKLE LENGTH	NUMBER OF SECTIONS	TYPE OF SECTION	OEM SECTION PART NUMBER	WESTWARD SECTION PART NUMBER	HEAD NUMBER	
	CUT 06828	32852, 40552	8 ft. (RH)		R US BL	1146	CUT 05006	Headless	
	CUT 06657	32849, 40549	14 ft. (LH)		R US BL	1146	CUT 05006	Headless	
	CUT 08053	66658, 32853	Bar Splice						



SWATHERS: 626 SELF PROPELLED & PULL TYPE




BOLT-ON NUMBER	RIVETED NUMBER	REPLACEMENT FOR	SICKLE LENGTH	NUMBER OF SECTIONS	TYPE OF SECTION	OEM SECTION PART NUMBER	WESTWARD SECTION PART NUMBER	HEAD NUMBER
CUT 07664	CUT 06664	32850 (Rivet) 40550 (Rivet) A10124 (Bolt)	12 ft. (RH)	49	R US BL	1146	CUT 05006	Headless
CUT 07664-LS		32850 (Rivet) 40550 (Rivet) A10124 (Bolt)	12 ft. (RH)	49	R US BL	1146	CUT 05006	Headless
CUT 07665		48893	12 ft. (RH)	49	H TS BL	A10081	CUT 05168	Headless
CUT 07665-LS		48893	12 ft. (RH)	49	H TS BL	A10081	CUT 05168	Headless
CUT 07657	CUT 06657	32849 (Rivet) 40549 (Rivet) A10127 (Bolt)	14 ft. (LH)	53	R US BL	1146	CUT 05006	Headless
CUT 07657-LS		32849 (rivet) 40549 (rivet) A10127 (Bolt)	14 ft. (LH)	53	R US BL	1146	CUT 05006	Headless
CUT 07658		48892	14 ft. (LH)	53	H TS BL	A10081	CUT 05168	Headless
CUT 07658-LS		48892	14 ft. (LH)	53	H TS BL	A10081	CUT 05168	Headless

LS- Spliced Knife Assemblies

Sickle Assemblies

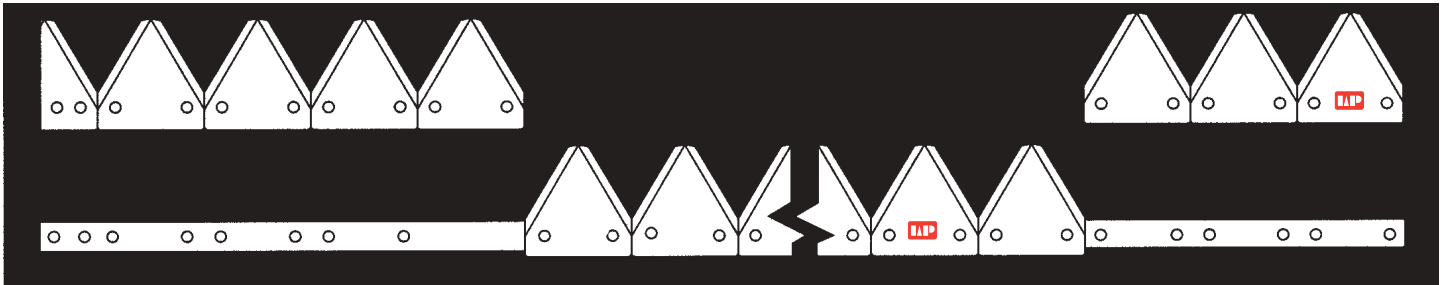
**SWATHER #200 & 220 SELF-PROPELLED AND #210 PULL TYPE, CI & PMI
702, 722, ONE PIECE SICKLES**



BOLT-ON NUMBER	RIVETED NUMBER	REPLACEMENT FOR	SICKLE LENGTH	NUMBER OF SECTIONS	TYPE OF SECTION	OEM SECTION PART NUMBER	WESTWARD SECTION PART NUMBER	HEAD NUMBER
	CUT 06670	39979	18 ft.	71	R US	3725510M1	CUT 05006	Headless
	CUT 06671	39980	22 ft.	87	R US	3725570M1	CUT 05006	Headless
	CUT 06672	39981	26 ft.	103	R US	3725570M1	CUT 05006	Headless
	CUT 06673	39982	30 ft.	119	R US	3725570M1	CUT 05006	Headless



**SWATHERS: 200 SELF-PROPELLED AND 210 PULL TYPE, 220 SP MF
TWO-PIECE SICKLE ASSEMBLY
PMI 702, 722**



BOLT-ON NUMBER	RIVETED NUMBER	REPLACEMENT FOR	SICKLE LENGTH	NUMBER OF SECTIONS	TYPE OF SECTION	OEM SECTION PART NUMBER	WESTWARD SECTION PART NUMBER	HEAD NUMBER
CUT 07659	CUT 06659	3729275M1	4 ft. (RH)	17	R US BL	1146	CUT 05006	Headless
CUT 07660		3729275M1TS	4 ft. (RH)	17	H TS BL	A10081	CUT 05168	Headless
CUT 07661	CUT 06661	3729274M1	8 ft. (RH)	33	R US BL	1146	CUT 05006	Headless
CUT 07662		3729274M1TS	8 ft. (RH)	33	H TS BL	A10081	CUT 05168	Headless
CUT 07664	CUT 06664	3727609M1	12 ft. (RH)	49	R US BL	1146	CUT 05006	Headless
CUT 07664-LS		3727609M1	12 ft. (RH)	49	R US BL	1146	CUT 05006	Headless
CUT 07665		3727609M1TS	12 ft. (RH)	49	H TS BL	A10081	CUT 05168	Headless
CUT 07665-LS		3727609M1TS	12 ft. (RH)	49	H TS BL	A10081	CUT 05168	Headless
CUT 07657	CUT 06657	3727608M1	14 ft. (LH)	53	R US BL	1146	CUT 05006	Headless
CUT 07657-LS		3727608M1	14 ft. (LH)	53	R US BL	1146	CUT 05006	Headless
CUT 07658		3727608M1TS	14 ft. (LH)	53	H TS BL	A10081	CUT 05168	Headless
CUT 07658-LS		3727608M1TS	14 ft. (LH)	53	H TS BL	A10081	CUT 05168	Headless
CUT 07666	CUT06666	3729273M1	16 ft. (RH)	65	R US BL	1146	CUT 05006	Headless
CUT 07666-LS		3729273M1	16 ft. (RH)	65	R US BL	1146	CUT 05006	Headless
CUT 07667		3729273M1TS	16 ft. (RH)	65	H TS BL	A10081	CUT 05168	Headless
CUT 07667-LS		3729273M1TS	16 ft. (RH)	65	H TS BL	A10081	CUT 05168	Headless
CUT 07668	CUT 06668	3729276M1	20 ft. (RH)	81	R US BL	1146	CUT 05006	Headless
CUT 07669		3729276M1TS	20 ft. (RH)	81	H TS BL	A10081	CUT 05168	Headless
	CUT 08053	113402M1 66658 32855				Bar Splice		

LS= Spliced Knife Assemblies

Sickle Assemblies



SWATHERS: 742 SELF PROPELLED



BOLT-ON NUMBER	RIVETED NUMBER	REPLACEMENT FOR	SICKLE LENGTH	NUMBER OF SECTIONS	TYPE OF SECTION	OEM SECTION PART NUMBER	WESTWARD SECTION PART NUMBER	HEAD NUMBER
	CUT 06864	40057	8 ft.		R US BL	1146	CUT 05006	Headless
	CUT06862	40031	10 ft.		R US BL	1146	CUT 05006	Headless
	CUT 06863	40032	14 ft.		R US BL	1146	CUT 05006	Headless
	CUT 06860	35483	21 ft. (LH)	79	R US BL	1146	CUT 05006	Headless
	CUT 06861	35484	21 ft. (RH)	79	R US BL	1146	CUT 05006	Headless

Sickle Sections



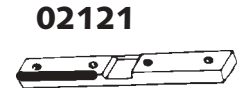
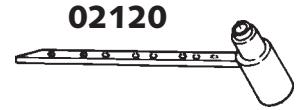
1145

TYPE OF SECTION
SM = Smooth
SS = Super 7 (7 serrations/inch) top serrated
BT = Big Tooth (10 serrations/inch)
ST = Saber Tooth (7 serrations/inch)
US = Under Serrated
TS = Top Serrated (14 serrations/inch)
TT = Tiger Tooth
TP = Twin Point
TJ = Tiger Jaw
CTSK = Countersunk

ORDER NUMBER	REPLACEMENT FOR	SECTION SIZE	TYPE OF SECTION	SECTION THICKNESS	SECTION FINISH	MACHINE	FASTENER
CUT 05057	1145	Shape#2	US	R	Black	Model #500, 550 601 & 742	CUT 01008 ½ OH
CUT 05006	1146	3 x 3 7/32"	US	R	Black	Model #550, 622, 626, 702, 722 & 742	CUT 01008 ½ OH
CUT 05168	A10081	3 x 3 7/32"	TS	H	Black	Model #622, 626, 702 & 722	CUT 01014 9/16 OH
CUT 05037	1471	Shape #2	US	R	Plated	Windrowers	CUT 01008 ½ OH

Sickle Heads

ORDER NUMBER	REPLACEMENT FOR	DESCRIPTION	MACHINE
CUT 02109	3727578M1, 39872	Windrowers	702, 722, 200, 210,220
CUT 02119	32845	Windrowers	622, 626
CUT 02120	15021	Windrowers	550
CUT 02121	947	Windrowers	500-601



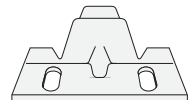
Wear Plates

PART NUMBER	REPLACES	DESCRIPTION	APPLICATION
CUT 03199	206196M1	Wear Plate	All windrowers

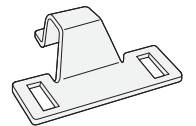


Hold Down Clips

PART NUMBER	REPLACES	APPLICATION
CUT 03011	BSL600	Low Clearance - used on sections
CUT 03012	BSH500	High Clearance - for head
CUT 03030	48530, 3728917M1	500, 550, 620, 626, 622, 601, 200, 220, 210, 702, 722, 742
CUT 03025	BSL600 Adjustable	For Sections



03011



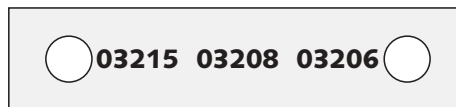
03012



CUT 03025

Hold Down Shim

PART NUMBER	DESCRIPTION
CUT 03208	Shim .010
CUT 03215	Shim .024
CUT 03206	Shim 1/8"



Forged Steel Guards

PART NUMBER	REPLACES	DESCRIPTION	APPLICATION
GUA WP1306	J1306	Two prong	Windrowers
GUA WP66603	66603	Two prong heavy duty	Windrowers
GUA WP66816	66816	Two prong heavy duty double heat treated	Windrowers

Parts to fit Schumacher Easy Cut Sickle Bars

SPliced SICKLES FOR SCHUMACHER EASY CUT SYSTEMS

BOLT ON NUMBER	SECTION TYPE	SIZE	NUMBER OF SECTIONS	SEGMENTS			
				8-1/2 FT HD	8 FT	7 FT	5 FT
				34 SECTIONS	32 SECTIONS	28 SECTIONS	20 SECTIONS
				CUT 09967	CUT 09968	CUT 09969	CUT 09970
CUT 09955	SS TSCR	13	54	1			1
CUT 09956	SS TSCR	15	62	1		1	
CUT 09957	SS TSCR	16	66	1	1		
CUT 09958	SS TSCR	18	74	1			2
CUT 09959	SS TSCR	20	82	1		1	1
CUT 09960	SS TSCR	22	90	1		2	
CUT 09961	SS TSCR	24	98	1	2		
CUT 09962	SS TSCR	25	102	1		1	2
CUT 09963	SS TSCR	27	110	1		2	1
CUT 09964	SS TSCR	30	122	1	1	2	
CUT 09965	SS TSCR	35	142	1	1	2	1
CUT 09966	SS TSCR	36	146	1	2	1	1

BOLT ON NUMBER	SECTION TYPE	SIZE	NUMBER OF SECTIONS	8-1/2 FT HD	8 FT	7 FT	5 FT
				34 SECTIONS	32 SECTIONS	28 SECTIONS	20 SECTIONS
				CUT 09983	CUT 09984	CUT 09985	CUT 09986
CUT 09971	SS TS	13	54	1			1
CUT 09972	SS TS	15	62	1		1	
CUT 09973	SS TS	16	66	1	1		
CUT 09974	SS TS	18	74	1			2
CUT 09975	SS TS	20	82	1		1	1
CUT 09976	SS TS	22	90	1		2	
CUT 09977	SS TS	24	98	1	2		
CUT 09978	SS TS	25	102	1		1	2
CUT 09979	SS TS	27	110	1		2	1
CUT 09980	SS TS	30	122	1	1	2	
CUT 09981	SS TS	35	142	1	1	2	1
CUT 09982	SS TS	36	146	1	2	1	1

GUARD ORDER NUMBER	REPLACEMENT FOR	DESCRIPTION
GUA WP001	410100001, 61694	Guard 12mm

ORDER NUMBER	REPLACEMENT FOR	TYPE OF SECTION	SECTION THICKNESS	SECTION FINISH
CUT 05031	420100058CR, 26208CR	TS SS	2.7 mm	Plated
CUT 05192	420100058, 26208	TS SS	2.7 mm	Black
CUT 05193	420100045CR	TS BT	2.7 mm	Plated
CUT 05189	420100045	TS BT	2.7 mm	Black
CUT 05227	420100047	H TS Shape 16		Black
CUT 05228	420100015	H TS Shape 16		Black

SPlice KITS

ORDER NUMBER	DESCRIPTION
CUT 08084	Splice Kit. Kit contains 2 straps along with the bolts & nuts.
CUT 01156	Bolts and nuts for splice kit above. 20 each per package.

Sickles are headless.

Head End Segments are less splice kit.

Other segments are complete with splice kit.

Complete knives are complete with splice kits.



WP001

05031



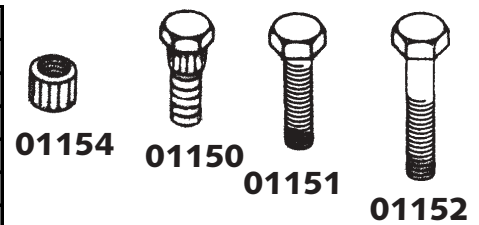
08084



01156

Hardware for Knife

ORDER NUMBER	REPLACEMENT	DESCRIPTION
CUT 01150	420100012, 61711	Bolt 6mm x 16mm Section Bolt, Splined
CUT 01151	011006018, 61521	Bolt 6 mm x 18 mm Knife Head and Splice Bolt
CUT 01152	011006028, 62758	Bolt 6 mm x 28 mm Knife Head Bolt
CUT 01153	001106001, 61713	Nut 6mm Locknut
CUT 01154	420100018, 25324	Threaded Insert
CUT 01155	420100017	Threaded Insert D-Splice Kit



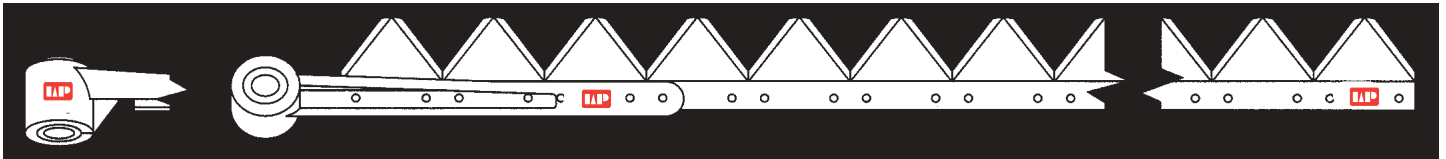
ORDER NUMBER	REPLACEMENT	DESCRIPTION	QUANTITY
CUT 01157	420100012, 61711	Section Bolt & Nut M6-1.0x16	50/bb
CUT 01158	011006018, 011006028	Head bolt (6) M6-1.0x18 & (3) M6-1.0x28	9/bb



Sickle Assemblies



WINDROWERS: 10, 103, 400, 10 PULL TYPE



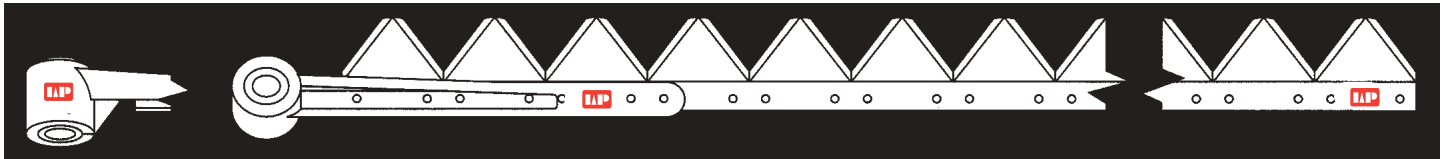
BOLT-ON NUMBER	RIVETED NUMBER	REPLACEMENT FOR	SICKLE LENGTH	NUMBER OF SECTIONS	TYPE OF SECTION	OEM SECTION PART NUMBER	WESTWARD SECTION PART NUMBER	HEAD NUMBER
CUT 07485	CUT 06485	SWA1783CR 74339	12 ft.	48	R TS PL	V1776PL	CUT 05098	V28253
	CUT 06486	SWA1622CR	12 ft.	48	R TS PL	SW1776CR V1616PL SW1616CR	CUT 05095	SWA28253 V28253 SWA28253
CUT 07492	CUT 06492	V25571	15 ft.	60	R TS PL	V1616PL	CUT 05095	V28253
CUT 07491	CUT 06491	SWA25571CR SWA25571	15 ft.	60	R TS BL	SW1616CR V1616 SW1616	CUT 05094	SWA28253 V28253 SWA28253
*CUT 07493		SWA25571ST	15 ft.	60	H TS ST BL	VS1616BNST	CUT 05183	Headless
CUT 07487	CUT 06487	SWA1786 74344	15 ft.	60	R TS BL	V1776	CUT 05097	V28253
CUT 07489	CUT 06489	SWA1786BT	15 ft.	60	R BT BL	SW1776 V1776BT	CUT 05032	SWA28253 V28253
CUT 07488	CUT 06488	SWA1786PL 74345	15 ft.	60	R TS PL	SW1776BT V1776PL SW1776CR	CUT 05098	SWA28253 V28253 SWA28253
CUT 07499	CUT 06499	V25572	18 ft.	72	R TS PL	V1616PL	CUT 05095	V28253
CUT 07498	CUT 06498	SWA25572CR SWA25572	18 ft.	72	R TS BL	SW1616CR V1616 SW1616	CUT 05094	SWA 28253 V28253 SWA 28253
*CUT 07500		SWA25572ST	18 ft.	72	H TS ST BL	VS1616BNST	CUT 05183	Headless
CUT 07494	CUT 06494	SWA1789 74350	18 ft.	72	R TS BL	V1776	CUT 05097	V28253
CUT 07496	CUT 06496	SWA1789BT	18 ft.	72	R BT BL	SW1776 V1776BT	CUT 05032	SWA28253 SWA28253
CUT 07495	CUT 06495	SWA1789PL 74351	18 ft.	72	R TS PL	SW1776BT V1776PL SW1776CR	CUT 05098	V28253 SWA28253

*These knives are less head and use oval bolt on fasteners 01105 for Section Bolts, 01106 for head bolts.

Sickle Assemblies



WINDROWERS: 10, 103, 400, 10 PULL TYPE




BOLT-ON NUMBER	RIVETED NUMBER	REPLACEMENT FOR	SICKLE LENGTH	NUMBER OF SECTIONS	TYPE OF SECTION	OEM SECTION PART NUMBER	WESTWARD SECTION PART NUMBER	HEAD NUMBER
CUT 07504	CUT 06504	SWA25573	20 ft.	80	R TS BL	V1616	CUT 05094	V28253
CUT 07505	CUT 06505	V25573	20 ft.	80	R TS PL	SW1616 V1616PL	CUT 05095	SWA28253 V28253
*CUT 07506		SWA25573CR	20 ft.	80	HTS ST BL	SW1616CR	CUT 05183	SWA28253
CUT 07501	CUT 06501	SWA25573ST	20 ft.	80	R TS BL	VS1616BNST	CUT 05097	Headless
CUT 07503	CUT 06503	SWA3311 74455	20 ft.	80	R BT BL	V1776		V28253
CUT 07502	CUT 06502	SWA3311BT	20 ft.	80	R TS PL	SW1776 V1776BT	CUT 05032	SWA28253 V28253
CUT 07507	CUT 06507	SWA3311PL	20 ft.	80	R TS PL	SW1776BT V1776PL SW1776CR	CUT 05098	SWA25253 V28253 SWA25253
CUT 07509	CUT 06509	SWA35743	24 ft.	96	R TS BL	V1776	CUT 05097	V28253
CUT 07508	CUT 06508	SWA35743BT	24 ft.	96	R BT BL	SW1776	CUT 05032	SWA28253 V28253
		SWA48346	24 ft.	96	R TS PL	V1776BT SW1776BT V1776PL SW1776CR	CUT 05098	SWA23253 V28253 SWA25253
*CUT 07898		Extension	4 ft.		HTS ST BL	VS1616BN	CUT 05183	Headless

*These knives are less head and use oval bolt on fasteners 01105 for Section Bolts, 01106 for head bolts.

Sickle Assemblies



WINDROWERS: 4400



BOLT-ON NUMBER	RIVETED NUMBER	REPLACEMENT FOR	SICKLE LENGTH	NUMBER OF SECTIONS	TYPE OF SECTION	OEM SECTION PART NUMBER	WESTWARD SECTION PART NUMBER	HEAD NUMBER
CUT 07510	CUT 06510	V54834	15 ft.	60	R TS PL	V1616PL	CUT 05095	SWA28509
CUT 07511	CUT 06511	SWA54834 V54834BT SWA54834BT	15 ft.	60	R BT BL	SW1616CR V1616BT SW1616BT	CUT 05017	SWA28509
CUT 07512	CUT 06512	V54840	18 ft.	72	R TS PL	V1616PL	CUT 05095	SWA28509
CUT 07513	CUT 06513	SWA54840 V54840BT SWA54840BT	18 ft.	72	R BT BL	SW1616CR V1616BT SW1616BT	CUT 0517	SWA28509
CUT 07514	CUT 06514	V54846	20 ft.	80	R TS PL	V1616PL	CUT 05095	SWA28509
CUT 07515	CUT 06515	SWA54846 V54846BT SWA54846BT	20 ft.	80	R BT BL	SW1616CR V1616BT SW1616BT	CUT 05017	SWA28509
CUT 07516	CUT 06516	V54850	22 ft.	88	R TS PL	V1616BT	CUT 05095	SWA28509
CUT 07517	CUT 06517	SWA54850 V54850BT SWA54850BT	22 ft.	88	R BT BL	SW1616CR V1616BT SW1616BT	CUT 05017	SWA28509
*CUT 07892		SWA54850BT SWA54850ST	22 ft.	88	HTS ST BL	VS1616BNST	CUT 05183	Headless

*07892 is less head and uses oval bolt on fasteners 01105 for section bolts, 01106 for head bolts

Sickle Assemblies



WINDROWERS: 4812 (12'), 4814 (14') HESSTON 6550, 6650

LEFT HAND (LH)



RIGHT HAND (RH)



BOLT-ON NUMBER	RIVETED NUMBER	REPLACEMENT FOR	SICKLE LENGTH	NUMBER OF SECTIONS	TYPE OF SECTION	OEM SECTION PART NUMBER	WESTWARD SECTION PART NUMBER	HEAD NUMBER
CUT 07531		V94749	6 ft. (LH)	21	XH TS PL	700705300	CUT 05119	6821078
	CUT 06531	6823272	6 ft. (LH)	21	XH TS PL	700705300	CUT 05119	6821078
CUT 07532		V94754	6 ft. (RH)	21	XH TS PL	700705300	CUT 05119	6821136
	CUT 06532	6823280	6 ft. (RH)	21	XH TS PL	700705300	CUT 05119	6821136
CUT 07535		V94747	7 ft. (LH)	25	XH TS PL	700705300	CUT 05119	6821078
	CUT 06535	6832174	7 ft. (LH)	25	XH TS PL	700705300	CUT 05119	6821078
CUT 07539		V94752	7 ft. (RH)	25	XH TS PL	700705300	CUT 05119	6821136
	CUT 06539	6832224	7 ft. (RH)	25	XH TS PL	700705300	CUT 05119	6821136
	CUT 06533	6832174	7 ft. (LH)	25	H TS PL	049254	CUT 05001	6821078
	CUT 06537	6832224	7 ft. (RH)	25	H TS PL	049254	CUT 05001	6821136
CUT 07534		6832174SS	7 ft. (LH)	25	SS XHTS PL	SS700705300	CUT 05083	6821078
CUT 07538		6832224SS	7 ft. (RH)	25	SS XHTS PL	SS700705300	CUT 05083	6821136
CUT 07536		V94747BT	7 ft. (LH)	25	XH BT PL	700705300BT	CUT 05019	6821078
	CUT 06536	6832174BT	7 ft. (LH)	25	XH BT PL	700705300BT	CUT 05019	6821078
CUT 07540		V94752BT	7 ft. (RH)	25	XH BT PL	700705300BT	CUT 05019	6821136
	CUT 06540	6832224BT	7 ft. (RH)	25	XH BT PL	700705300BT	CUT 05019	6821136

Extra Coarse Serration Profile

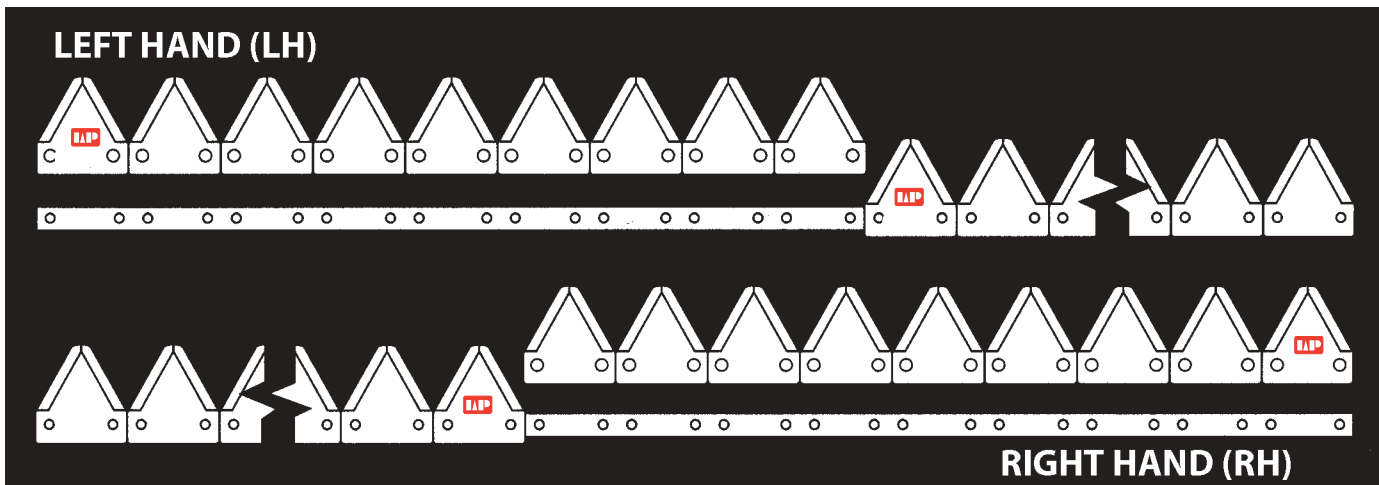
With seven serrations per inch the most aggressive in the industry, these Sickle Sections are best suited for coarse stemmed crops and dry cutting conditions. Their aggressive serration profile is designed to grab and hold dryer, large-stemmed stalks, cutting them cleanly and efficiently.



Sickle Assemblies



SWATHERS: DOUBLE DRIVE 4700, 4750



BOLT-ON NUMBER	RIVETED NUMBER	REPLACEMENT FOR	SICKLE LENGTH	NUMBER OF SECTIONS	TYPE OF SECTION	OEM SECTION PART NUMBER	WESTWARD SECTION PART NUMBER	HEAD NUMBER
	CUT 06523	V103830	9 ft. (LH)	24	R TS BL	V93545	CUT 05111	Headless
	CUT 06524	V103784	9 ft. (RH)	23	R TS BL	V93545	CUT 05111	Headless
	CUT 06525	V103832	11.5 ft. (LH)	34	R TS BL	V93545	CUT 05111	Headless
	CUT 06526	V103786	11.5 ft. (RH)	33	R TS BL	V93545	CUT 05111	Headless
	CUT 06527	V103833	13 ft. (LH)	47	R TS BL	V93545	CUT 05011	Headless
	CUT 06528	V103787	13 ft. (RH)	48	R TS BL	V93545	CUT 05111	Headless
	CUT 06529	V103834	15 ft. (LH)	57	R TS BL	V93545	CUT 05111	Headless
	CUT 06530	V103788	15 ft. (RH)	58	R TS BL	V93545	CUT 05111	Headless

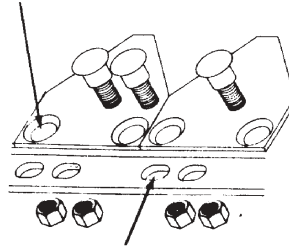
Swather Single Drive 4700

BOLT-ON NUMBER	RIVETED NUMBER	REPLACEMENT FOR	SICKLE LENGTH	NUMBER OF SECTIONS	TYPE OF SECTION	OEM SECTION PART NUMBER	WESTWARD SECTION PART NUMBER	HEAD NUMBER
	CUT 06518	103390CR	17.5 ft.	71	R TS PL	V93545PL	CUT 05060	Headless
	CUT 06519	103391CR	20 ft.	81	R TS PL	V93545PL	CUT 05060	Headless
	CUT 06520	103392CR	22.5 ft.	91	R TS PL	V93545PL	CUT 05060	Headless
	CUT 06521	103393CR	25 ft.	101	R TS PL	V93545PL	CUT 05060	Headless
	CUT 06522	103394CR	30 ft.	121	R TS PL	V93545PL	CUT 05060	Headless

Sickle Sections

**SW1776****SW1616**

Section engineered with special hole to accommodate our special bolt, and made from heavy gauge steel for longer life.
(VS1616BN & VS1776BN)



Knifeback punched with oval hole to accept oval shouldered bolt. Prevents bolt from turning.

TYPE OF SECTION

SM = Smooth

SS = Super 7 (7 serrations/inch) top serrated

BT = Big Tooth (10 serrations/inch)

ST = Saber Tooth (7 serrations/inch)

US = Under Serrated

TS = Top Serrated (14 serrations/inch)

TT = Tiger Tooth

TP = Twin Point

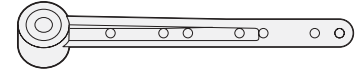
TJ = Tiger Jaw

CTSK = Countersunk

ORDER NUMBER	REPLACEMENT FOR	SECTION SIZE	TYPE OF SECTION	SECTION THICKNESS	SECTION FINISH	MACHINE	FASTENER PART NUMBER
CUT 05111	V93545	Shape 1	TS	H	Black		CUT 01008 1/2 OH
CUT 05060	V93545PL	Shape 1	TS	H	Plated	Windrowers 4700	CUT 01008 1/2 OH
CUT 05164	V93544	Shape 1	US	H	Plated	Windrowers 4700	CUT 01014 9/16 OH
CUT 05020	V93545PL BT	Shape 1	TS	H	Plated		CUT 01014 9/16 OH
CUT 05087	V93545ST PL	Shape 1	TS ST	XH	Plated		CUT 01014 9/16 OH
CUT 05165	V93545ST	Shape 1	TS ST	XH	Black		CUT 01014 9/16 OH
CUT 05094	V1616, SW1616	Shape 4	TS	R	Black	Windrowers	CUT 01007 1/2 CS
CUT 05017	V1616BT, SW1616BT	Shape 4	TS BT	R	Black	Windrowers	CUT 01007 1/2 CS
CUT 05095	86015164. SW1616PL	Shape 4	TS	R	Plated	10-4400	CUT 01007 1/2 CS
CUT 05107	SW1616TP PL		TS TP	H	Plated		CUT 01013 9/16 CS
CUT 05089	SW1616ST	Shape4	TS ST	R	Black		CUT 01007 1/2 CS
CUT 05108	VS1616BN	Oval Hole	TS	H	Black		CUT 01105 Section Bolt CUT 01106 Head Bolt
CUT 05184	VS1616BN PL	Oval Hole	TS	H	Plated		CUT 01105 Section Bolt CUT 01106 Head Bolt
CUT 05183	VS1616BN ST	Oval Hole	TS ST	H	Black		CUT 01105 Section Bolt
CUT 05185	VS1616BN ST PL	Oval Hole	TS ST	H	Plated		CUT 01105 Section Bolt
CUT 05097	V1776, SW1776	Shape 5	TS	R	Black	Windrowers	CUT 01007 1/2 CS
CUT 05032	V1776BT SW1776BT	Shape 5	BT	R	Black	10-4400	CUT 01007 1/2 CS
CUT 05098	86016266, SW1776PL	Shape 5	TS	R	Plated		CUT 01007 1/2 CS
CUT 05090	SW1776ST	Shape 5	TS ST	R	Black		CUT 01007 1/2 CS
CUT 05109	VS1776BN	Oval Hole	TS	H	Black		CUT 01105 Section Bolt CUT 01106 Head Bolt
CUT 05187	VS1776BN PL	Oval Hole	TS	H	Plated		CUT 01105 Section Bolt
CUT 05186	VS1776BN ST	Oval Hole	TS ST	H	Black		CUT 01105 Section Bolt CUT 01106 Head Bolt
CUT 05188	VS1776BN ST PL	Oval Hole	TS ST	H	Plated		CUT 01105 Section Bolt CUT 01106 Head Bolt
CUT 05100	SW1777		US	R	Plated		CUT 01007 1/2 CS
CUT 05001	V94579	Shape 2	TS	H	Plated	Windrowers	CUT 01014 9/16 OH
CUT 05119	86616527	Shape 2	TS	XH	Plated	4812, 4814	CUT 01012 5/8 OH
CUT 05019	86616689BT	Shape 2	TS BT	XH	Plated		CUT 01012 5/8 OH
CUT 05083	86616689ST	Shape 2	TS ST	XH	Plated		CUT 01012 5/8 OH

Cutter Bar Components

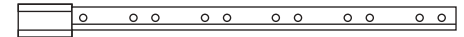
ORDER NUMBER	REPLACEMENT FOR	DESCRIPTION	MACHINE
CUT 02078	V28253 SW28253	Sickle Head	10, 103, 400
CUT 02309	SW1740	Sickle Bushing	10, 103, 400, 4400
CUT 02079	SWA28509	Sickle Head	4400
CUT 02021	6821078	Sickle Head	4812, 4814 (LH)
CUT 02080	6821136	Sickle Head	4812, 4814 (RH)



02078



02309




02021

Wear Plates

ORDER NUMBER	DESCRIPTION	MACHINE
CUT 03201	Wear Plate	All Combines
CUT 03199	Wear Plate 6"	Alternative to 03201
CUT 03218	Wear Plate 6" Slotted	Alternative to 03201



03201




03199



CUT 03218

Hold Down Clips

ORDER NUMBER	REPLACEMENT FOR	DESCRIPTION	APPLICATION
CUT 03017	SW202	Lo Arch	Riveted versatile knives supplied by Herschel
CUT 03018	VC202BN	Lo Arch	Bolted versatile knives supplied by Herschel
CUT 515-076	SW202	Lo Arch	Riveted & Bolted supplied by Kondex




03018



515-076

WP Forged Steel Guards

ORDER NUMBER	REPLACES	HERSCHEL NUMBER	DESCRIPTION	APPLICATION
GUA WP1605	SW1605	G81-0045	2 Prong	All Windrowers except 4700
GUA WP93269	V93269		2 Prong	4700 Windrower



WP1605

Guard Bolts

#3 HEAD N/C PLATED GRADE 5 W/NUTS
PACKS OF 50

PART NUMBER	DESCRIPTION
BLT 1301	3/8" x 1 1/4"
BLT 1302	3/8" x 1 1/2"
BLT 1307	3/8" x 1 3/4"
BLT 1700	7/16" x 1 1/4"
BLT 1701	7/16" x 1 1/2"
BLT 1702	7/16" x 1 3/4"
BLT 1703	7/16" X 2"

Carriage Bolts Plated

PART NO.	SIZE	DESCRIPTION
BLT CB206125	3/8" x 1 1/4"	Carton of 100
BLT CB206150	3/8" x 1 1/2"	Carton of 100
BLT FN3/8	3/8" Nut	Carton of 100
BLT CB207150	7/16" x 1 1/2"	Carton of 50
BLT FN7/16	7/16" Nut	Carton of 50



Swather & Combine Reel Bats

The reel bat is designed for combines and swathers. It is also ideal for many other applications. It is made by roll forming .031" wipe coat galvanized steel which has a matte grey appearance. It can be painted easily if desired.

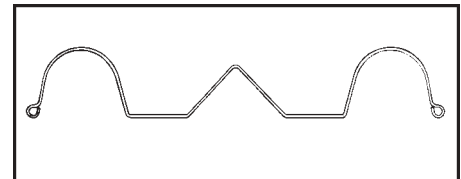
MUST BE CUT AND DRILLED TO CUSTOMER'S SPECIFICATIONS. FOR ALL POPULAR MAKES.

PART NUMBER	DESCRIPTION
CUT 09008	21' reel bat
CUT 09004	21' reel bat painted black*
CUT 09009	22' reel bat
CUT 09005	22' reel bat painted black*
CUT 09010	25' reel bat
CUT 09006	25' reel bat painted black*
CUT 09011	30' reel bat
CUT 09007	30' reel bat painted black*

*Painted reel bats manufactured by HCC



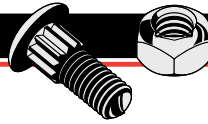
Reel bat used for swather.



Reel bat profile.

FITS VERSATILE

Bolt-On Fasteners



7/32" DIAMETER

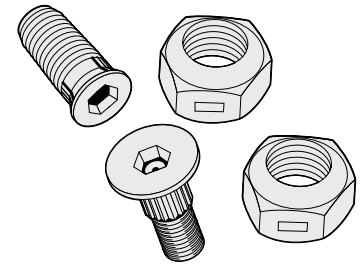
PART NO.	REPLACES	DESCRIPTION
CUT 01100	TJ55BN	5/8" standard section bolt w/nut (pkg. of 100)
CUT 01101	TJ85BN	1" head bolt w/nut (pkg. of 25)
CUT 01102	TJ95BN	1 1/4" head bolt w/nut (pkg. of 25)
CUT 01107	TJ1224N	Replacement Lock Nut (each)

1/4" DIAMETER

PART NO.	DESCRIPTION
CUT 01115	1/4" x 5/8" section bolt w/nut (pkg. of 50)
CUT 01119	1/4" x 1 1/4" head bolt w/nut (pkg. of 25)
CUT 01116	1/4" replacement lock nut (each)

FOR J.E. LOVE, HART-CARTER & VERSATILE ASSEMBLIES - 60° CTSK

PART NO.	REPLACES	DESCRIPTION
CUT 01120		5/8" section bolt w/nut for J.E. Love & Hart-Carter (pkg. of 20)
CUT 01118	BVB916BN	9/16" section bolt w/nut to fit original equipment Versatile sickles (pkg. of 50)
CUT 01117	BVB100BN	1" head bolt w/nut to fit original equipment Versatile sickles (pkg. of 25)
CUT 01121		1 1/4" head bolt w/nut for J.E. Love & Hart-Carter (pkg. of 25)
CUT 01107	TJ1224N	Replacement Lock Nut (each)



FOR TWIN SICKLE BOLTED ASSEMBLIES - 82° CTSK

PART NO.	DESCRIPTION
CUT 01109	1/2" CS Overlap Bolt with low profile nut for Double drive sickles (use with Allen Wrench) (pkg. of 25)

Plated Rivets for Sections, Heads and Guard Plates

ONE POUND PACKAGES

PART NO.	SIZE	LENGTH	QUANTITY*
CUT 01000	1/4" OH	1 1/4"	50
CUT 01001	#5 1/2 CS	1 1/4"	80
CUT 01002	#5 1/2 OH	1 1/4"	65
+CUT 01003	#6 CS	1 1/4"	40
CUT 01004	1/4" OH	1"	50
CUT 01005	#5 1/2 CS	1"	100
CUT 01006	#5 1/2 OH	1"	85
CUT 01007	#5 1/2 CS	1/2"	185
CUT 01008	#5 1/2 OH	1/2"	125
CUT 01009	#5 1/2 OH	3/8"	155
CUT 01010	1/4" OH	5/8"	70
CUT 01011	#5 1/2 CS	5/8"	160
CUT 01012	#5 1/2 OH	5/8"	125
CUT 01013	#5 1/2 CS	9/16"	165
CUT 01014	#5 1/2 OH	9/16"	125
CUT 01015	#5 1/2 CS	15/16"	95
CUT 01016	#5 1/2 OH	15/16"	95

+1/2 lb. box / *Approximate Quantity per box

FIFTEEN POUND PACKAGES

PART NO.	SIZE	LENGTH	QTY.*
CUT 01030	#5 1/2 OH	1/2"	2175
CUT 01031	#5 1/2 OH	5/8"	1860
CUT 01032	#5 1/2 OH	9/16"	1995

*Approximate quantity per box



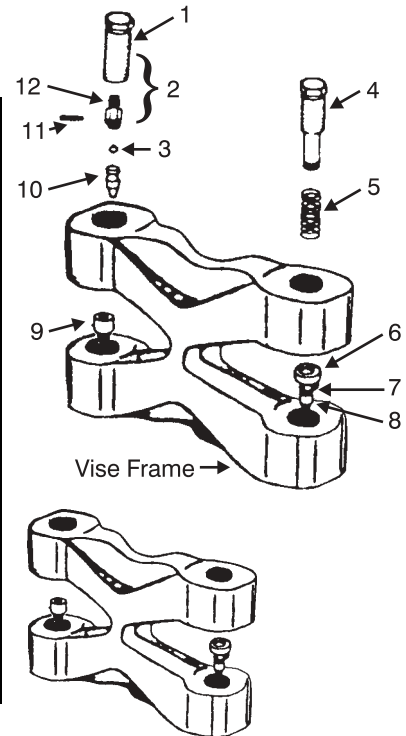
OH = OVAL HEAD

CS = COUNTERSUNK HEAD

Rivet Vise for Sickles

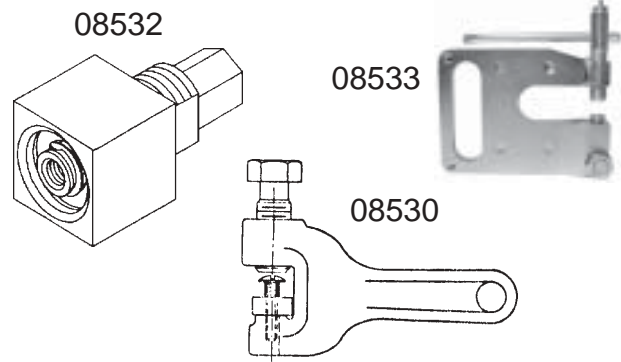
COMBINATION RIVET PUNCH & RIVETER CHANGES SECTIONS IN THE FIELD WITHOUT REMOVING KNIFE!

ITEM	PART NUMBER	REPLACES	DESCRIPTION
	CUT 08500	RV-10	Combination rivet punch & riveter
	CUT 08501	RV-K3A	Repair kit for rivet vise (contains knockout punch, bearing ball & pin)
	CUT 08502	RV-A33	Rivet set anvil for countersunk rivets
1	CUT 08509	RV-1670	Knockout screw body, female
2	CUT 08507	RV-1672	Knockout screw assembly
3	CUT 08512	9/32	9/32" diameter ball
4	CUT 08503	RV-1671	Riveting screw
5	CUT 08505	RV-1675	Riveting screw spring
6	CUT 08504	RV-1674	Riveting screw cup
7	CUT 08514	RV-1676	Retainer ring
8	CUT 08511	RV-114A-34	Rivet set anvil
9	CUT 08508	RV-114A-35	Knockout anvil
10	CUT 08506	RV-114A-27	Knockout punch
11	CUT 08513	1/8 x 7/16	1/8" x 7/16" roll pin
12	CUT 08510	RV-116A-28	Knockout screw - punch holder, male



Sickle Bolt Tool

PART NUMBER	REPLACES	DESCRIPTION
CUT 08530	BT100	Section bolt tool
CUT 08531	BS101	Bolt drive screw
CUT 08532	T55	Pocket size tool
CUT 08533		Section bolt tool




WP Grain Lifter

- Manufactured by European OEM manufacturer ensuring quality material & workmanship.
- Universal design fits most swather and combine applications up to and including 7/16" guard bolts.
- Painted black to reduce eye strain.

PART NO.
GUA GS2



Sickle Assemblies



**MOWERS: OLIVER 57, 82, 84, 344, 355, 356, 415
CASE SERIES 100 EXCEPT BALANCED HEAD**



BOLT-ON NUMBER	RIVETED NUMBER	REPLACEMENT FOR	SICKLE LENGTH	NUMBER OF SECTIONS	TYPE OF SECTION	OEM SECTION PART NUMBER	WESTWARD SECTION PART NUMBER	HEAD NUMBER
CUT 07174	CUT 06174	501012ESXH	6 ft.	24	XH US BL	501017EXH	CUT 05025	501015E
CUT 07176	CUT 06176	501013ESXH	7 ft.	28	XH SM BL	501016EXH	CUT 05058	501015E
CUT 07175	CUT 06175	501014ESXH	7 ft.	28	XH US BL	501017EXH	CUT 05025	501015E




**WINDROWERS: 601 PULL TYPE, 503 DOUBLE SWATHER
JOHN DEERE 580, MACDON PRAIRIE MAC, MASSEY-FERGUSON 35, RENN 1000**



BOLT-ON NUMBER	RIVETED NUMBER	REPLACEMENT FOR	SICKLE LENGTH	NUMBER OF SECTIONS	TYPE OF SECTION	OEM SECTION PART NUMBER	WESTWARD SECTION PART NUMBER	HEAD NUMBER
CUT 07369	CUT 06369	899416L	18 ft.	72	R US BL	875785L	CUT 05070	Headless
CUT 07371	CUT 06371	885194L	21 ft.	84	R US BL	875785L	CUT 05070	Headless
CUT 07373	CUT 06373	885477	25 ft.	100	R US BL	875785L	CUT 05070	Headless



WINDROWERS: WHITE #6200 WITH AUGER HEADER



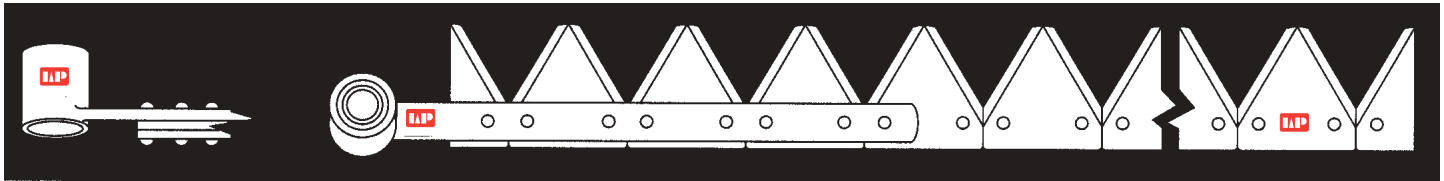
BOLT-ON NUMBER	RIVETED NUMBER	REPLACEMENT FOR	SICKLE LENGTH	NUMBER OF SECTIONS	TYPE OF SECTION	OEM SECTION PART NUMBER	WESTWARD SECTION PART NUMBER	HEAD NUMBER
CUT 07620	CUT 06620	31-7975523	12 ft.	48	H TS PL	31-7970650	CUT 05003	31-7975560
CUT 07621	CUT 06621	31-7975533	14 ft.	56	H TS PL	31-7970650	CUT 05003	31-7975560

Sickle Assemblies



WINDROWERS: SP6200 WITH DRAPER HEADER

MACDON HYDRO-MAC, MASSEY-FERGUSON 655, 675, 775, 785, NEW HOLLAND 1090, RENN 2000



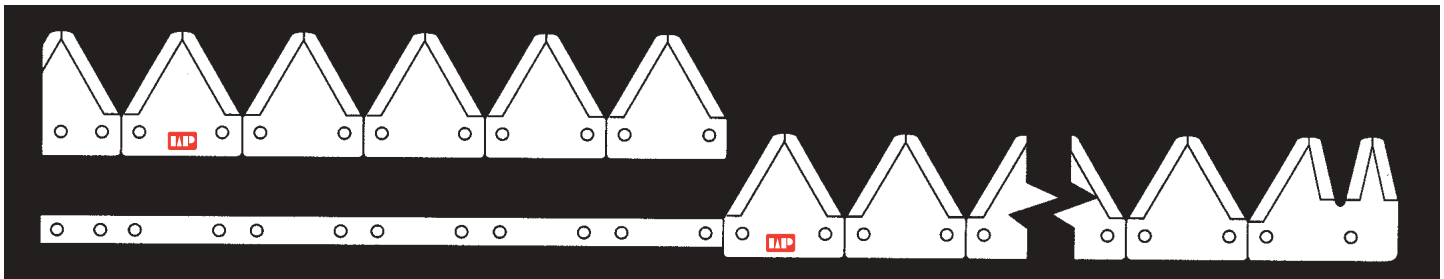
BOLT-ON NUMBER	RIVETED NUMBER	REPLACEMENT FOR	SICKLE LENGTH	NUMBER OF SECTIONS	TYPE OF SECTION	OEM SECTION PART NUMBER	WESTWARD SECTION PART NUMBER	HEAD NUMBER
CUT 07436	CUT 06436	31-7970613	12 ft.	47	H TS PL	31-7970650	CUT 05003	31-7970683
CUT 07437	CUT 06437	31-7970623	15 ft.	59	H TS PL	31-7970650	CUT 05003	31-7970683
CUT 07441	CUT 06441	31-7970633	18 ft.	71	H TS PL	31-7970650	CUT 05003	31-7970683
CUT 07444	CUT 06444	31-7970643	21 ft.	83	H TS PL	31-7970650	CUT 05003	31-7970683

For more knife listings see MacDon Section Hydro-Mac



WINDROWERS: 6400 WITH AUGER HEADER

MASSEY-FERGUSON 885 WITH AUGER HEADER




BOLT-ON NUMBER	RIVETED NUMBER	REPLACEMENT FOR	SICKLE LENGTH	NUMBER OF SECTIONS	TYPE OF SECTION	OEM SECTION PART NUMBER	WESTWARD SECTION PART NUMBER	HEAD NUMBER
CUT 07632	CUT 06632	1057934M91	12 ft.	48	XH TS BL	TS31-7980110	CUT 05123	Headless
CUT 07635	CUT 06635	31-7983213	14 ft.	56	XH TS BL	TS31-7980110	CUT 05123	Headless
CUT 07639	CUT 06639	1057538M91	16 ft.	64	XH TS BL	TS31-7980110	CUT 05123	Headless

For more knife listings see MacDon Section Windrowers 7000 Auger Header

Sickle Assemblies




WINDROWERS: 6400 WITH DRAPER HEADER
MASSEY-FERGUSON 885 WITH DRAPER HEADER, JOHN DEERE 2360



BOLT-ON NUMBER	RIVETED NUMBER	REPLACEMENT FOR	SICKLE LENGTH	NUMBER OF SECTIONS	TYPE OF SECTION	OEM SECTION PART NUMBER	WESTWARD SECTION PART NUMBER	HEAD NUMBER
CUT 07622	CUT 06622	1057964M91 1957966M91	15 ft.	59	H TS PL	31-7980250 1055090M1	CUT 05005	Headless
CUT 07623	CUT 06623	31-7987683	18 ft.	71	H TS PL	31-7980250 1055090M1	CUT 05005	Headless
CUT 07551	CUT 06551	31-7987693	21 ft.	83	H TS PL	31-7980250 1055090M1	CUT 05005	Headless
CUT 07553	CUT 06553	31-7983163	25 ft.	99	H TS PL	31-7980250 1055090M1	CUT 05005	Headless
CUT 07555	CUT 06555	31-7983173	30 ft.	119	H TS PL	31-7980250 1055090M1	CUT 05005	Headless

For more knife listings see MacDon Section Windrowers 7000 with Draper Header.




COMBINES: KWIK-CUT PLATFORMS
MASSEY-FERGUSON 8560, 8590, 9520, 900 SERIES HEADERS



BOLT-ON NUMBER	RIVETED NUMBER	REPLACEMENT FOR	SICKLE LENGTH	NUMBER OF SECTIONS	TYPE OF SECTION	OEM SECTION PART NUMBER	WESTWARD SECTION PART NUMBER	HEAD NUMBER
CUT 07717		31-2529233	13 ft.	36	H TS BL	31-1714750	CUT 05026	Headless
CUT 07718		31-2529243	15 ft.	42	H TS BL	31-1714750	CUT 05026	Headless
CUT 07719		31-2529253	16 ft.	44	H TS BL	31-1714750	CUT 05026	Headless
CUT 07724		31-2529263	18 ft.	49	H TS BL	31-1714750	CUT 05026	Headless
CUT 07720		31-2529273	20 ft.	55	H TS BL	31-1714750	CUT 05026	Headless
CUT 07721		31-2529283	22 ft.	60	H TS BL	31-1714750	CUT 05026	Headless
CUT 07722		31-2529293	24 ft.	66	H TS BL	31-1714750	CUT 65026	Headless
CUT 07723		31-2529303	30 ft.	82	H TS BL	31-1714750	CUT 05026	Headless

Sickle Sections



31-1714750



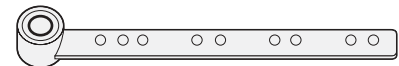
95-10250

TYPE OF SECTION
SM = Smooth
SS = Super 7 (7 serrations/inch) top serrated
BT = Big Tooth (10 serrations/inch)
ST = Saber Tooth (7 serrations/inch)
US = Under Serrated
TS = Top Serrated (14 serrations/inch)
TT = Tiger Tooth
TP = Twin Point
TJ = Tiger Jaw
CTSK = Countersunk

ORDER NUMBER	REPLACEMENT FOR	SECTION SIZE	TYPE OF SECTION	SECTION THICKNESS	SECTION FINISH	MACHINE	FASTENER
CUT 05070	875785L	Shape 3	US	R	Black	Windrowers	CUT 01008 1/2 OH
CUT 05123	TS31-7980110	Shape 3	TS	XH	Black		CUT 01014 9/16 OH
CUT 05003	31-7970650	Shape 3	TS	H	Plated		CUT 01014 9/16 OH
CUT 05004	9510170	Shape 3	TS	R	Plated		CUT 01008 1/2 OH
CUT 05058	501016EXH	Shape 2	SM	XH	Black	Mowers	CUT 01012 5/8 OH
CUT 05025	501017EXH	Shape 2	US	XH	Black		CUT 01012 5/8 OH
CUT 05222	95-10230	3 x 3 1/4"	TS	H	Black	Combine	CUT 01014 9/16 OH
CUT 05223	95-10250	3 x 3 1/4"	TS	H	Plated	Combine	CUT 01014 9/16 OH
CUT 05005	1055090M1	3 x 3 7/32" High Shoulder	TS	H	Plated	Windrower 6400	CUT 01014 9/16 OH
CUT 05026	31-1714750	4 1/2 x 3 5/16 (3 Point)	TS	H	Black	Kwik-Cut	CUT 01115 1/4 x 5/8 Bolt

Cutter Bar Components

ORDER NUMBER	REPLACEMENT FOR	DESCRIPTION	MACHINE
CUT 02074	31-7970683	Sickle Head	Windrower 6200
CUT 02068		Sickle Head	Windrower 601
CUT 02012	MA999	Sickle Head	All Mowers
CUT 02105	1049406M91	Sickle Head	6200 Auger Header



02074


Forged Steel Guards

WP160 TOP



WP400 BOTTOM

PART NUMBER	REPLACES	HERSCHEL NUMBER	DESCRIPTION	APPLICATION
GUA 2191WP	optional	G81-0098	Twp prong double heat treated	Windrowers 630, 650, 6400
GUA WP215	683476M1 1056740M1	G81-0095	Two prong	Windrowers 630, 650, 6400
GUA WP235	895744L 899881L	G81-0070	Two prong	Windrowers 601, 6200
GUA WP400	1713400W1		Four prong bottom	Combines 8560, 9520, 900 Series Headers, Kwik Cut Series Header
GUA WP160	1794160W1		Two prong top	Combines 8560, 9520, 900 Kwik Cut Series header
CUT 03216			3/8" x 7/16" spacer for WP400 and WP160 Guards	



FITS ALL MAKES

Section Rivets

OVAL HEAD RIVETS

**One Pound Plastic Packages
(For use in Straight Hole Sections,
Not Countersunk Sections)**



OH = OVAL HEAD



ORDER NUMBER	SIZE	LENGTH	RIVET APPLICATION
CUT 01009	#5 1/2 CS	3/8"	For Sickle Master Machines
CUT 01008	#5 1/2 CS	1/2"	For Regular Sections
CUT 01014	#5 1/2 CS	9/16"	For Heavy Sections
CUT 01012	#5 1/2 CS	5/8"	For X Heavy Sections
CUT 01016	#5 1/2 CS	15/16"	For Knifeheads
CUT 01006	#5 1/2 CS	1"	For Knifeheads
CUT 01002	#5 1/2 CS	1 1/4"	For Knifeheads

OVAL HEAD RIVETS

Fifteen Pound Packages

ORDER NUMBER	SIZE	LENGTH	RIVET APPLICATION
CUT 01030	#5 1/2 OH	1/2"	For Regular Sections
CUT 01032	#5 1/2 OH	9/16"	For Heavy Sections
CUT 01031	#5 1/2 OH	5/8"	For X Heavy Sections

OVAL HEAD RIVETS

1/4" Diameter One Pound Packages

ORDER NUMBER	SIZE	LENGTH	RIVET APPLICATION
CUT 01010	1/4" OH	5/8"	For Sections on J-D 55, 95, 105 & W-F Combines
CUT 01004	1/4" OH	1"	For Knifeheads on C/IH J-D 55, 95, 105 & W-F Combines
CUT 01000	1/4" OH	1 1/4"	

OVAL HEAD RIVET ASSORTMENTS


ORDER NUMBER	DESCRIPTION OF ASSORTMENT
CUT 01024	Designed for most 7' Assemblies. Consists of 56 pcs. 9/16" OH Rivet 10 pcs. 15/16" OH Rivet
CUT 01022	Designed for most 9' Assemblies. Consists of 70 pcs. 5/8" OH Rivet 7 pcs. 15/16" OH Rivet 5 pcs. 1 1/4" OH Rivet

COUNTERSUNK RIVETS

**One Pound Plastic Packages
(For use in Countersunk Sections,
Not Straight Hole Sections)**



CS = COUNTERSUNK HEAD



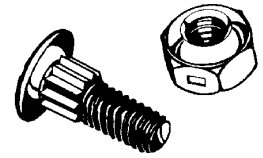
ORDER NUMBER	SIZE	LENGTH	RIVET APPLICATION
CUT 01007	#5 1/2 CS	1/2"	For Regular Sections
CUT 01013	#5 1/2 CS	9/16"	For Heavy Sections
CUT 01011	#5 1/2 CS	5/8"	For X Heavy Sections
CUT 01015	#5 1/2 CS	15/16"	
CUT 01005	#5 1/2 CS	1"	For Knifeheads
CUT 01001	#5 1/2 CS	1 1/4"	For Ledger Plate in DM-700 & FD-800 Guard
+CUT 01003	#6 CS	1 1/4"	For Ledger Plate in M-F Guard
+ 1/2 lb. box			

FITS ALL MAKES

Bolt-On Fasteners

7/32" DIAMETER

ORDER NUMBER	LENGTH	PACKAGE QUANTITY	BOLT-ON FASTENER APPLICATION
CUT 01100	5/8"	100 pcs.	Bolts & Lock Nuts for Standard Straight Hole Sections
CUT 01101	1"	25 pcs.	Bolts & Lock Nuts for use in Knifeheads
CUT 01102	1 1/4"	25 pcs.	Bolts & Lock Nuts for use in Knifeheads
CUT 01107	N/A	Each	Replacement Standard Lock Nuts
CUT 01023	5/8"	50 pcs.	Bolts & lock Nuts, 60 Piece Assortment
	1"	5 pcs.	
	1 1/4"	5 pcs.	



1/4" DIAMETER

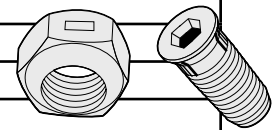
ORDER NUMBER	LENGTH	PACKAGE QUANTITY	BOLT-ON FASTENER APPLICATION
CUT 01115	5/8"	50 pcs.	Bolts & Lock Nuts for use in Sickles
CUT 01119	1 1/4"	25 pcs.	Bolts & Lock Nuts for use in Knifeheads
CUT 01116	N/A	Each	1/4" Replacement nut

Splice Bolt-On Fasteners

ORDER NUMBER	LENGTH	PACKAGE QUANTITY	BOLT-ON FASTENER APPLICATION
CUT 08089	13/16"	16 pcs.	Bolts & Nuts for Splice - Allen Wrench included

Bolt-On Fasteners for J.E. Love, Hart-Carter & Versatile Assemblies - 60° Standard CTSK

ORDER NUMBER	LENGTH	PACKAGE QUANTITY	BOLT-ON FASTENER APPLICATION
CUT 01120	5/8"	20 pcs.	Bolts & Lock Nuts for J.E. Love and Hart-Carter
CUT 01113	5/8"	50 pcs.	Bolts & Lock Nuts for Versatile
CUT 01128	5/8"	50 pcs.	Bolts & Lock Nuts for J.E. Love and Hart-Carter
CUT 01118-20	9/16"	50 pcs.	Bolts & Lock Nuts for Versatile
CUT 01117	1"	25 pcs.	Bolts & Lock Nuts for Versatile J.E. Love and Hart-Carter Knifeheads
CUT 01121	1 1/4"	25 pcs.	Knurled Shoulder Bolts & Lock Nuts for J.E. Love and Hart-Carter Knifeheads
CUT 01112	0.590	50 pcs.	Knurled 60° CTSK Bolts & Lock Nuts for Versatile (Cone Lock Nut)
CUT 01107	N/A	Each	Replacement Standard Lock Nuts



Oval Bolt-On Fasteners

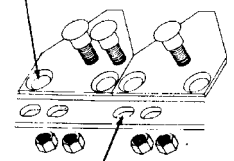
Special grade 8 bolts with oval punched knife back.
 Cannot be used with standard round hole knifeback.

PART NO.	REPLACES	DESCRIPTION
CUT 01105	VB55BN	Section bolt w/nut (pkg. 100) to fit Westward Parts Versatile Sickles
CUT 01106	VB75BN	Head bolt w/nut (pkg. 25) to fit Westward Parts Versatile Sections
CUT 01107	TJ224N	Replacement Lock Nut (each)

Note: These parts cannot be used on standard Versatile sickles. They are designed for use with our special designed Bolted Versatile sickles.



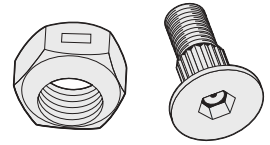
Section engineered with special hole to accommodate our special bolt, and made from heavy gauge steel for longer life. (VS1616BN & VS1776BN)



Knifeback punched with oval hole to accept oval shouldered bolt. Prevents bolt from turning.

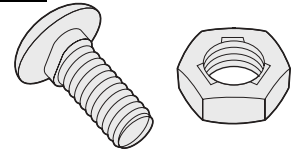
Bolts & Lock Nuts for Ford New Holland Twin Sickle Bolted Assemblies - 82° CTSK

ORDER NUMBER	LENGTH	PACKAGE QUANTITY	BOLT-ON FASTENER APPLICATION
CUT 01109	1/2"	25 pcs.	New Holland Overlap
CUT 01110	1/2"	25 pcs.	HFI Overlap Bolt Kit



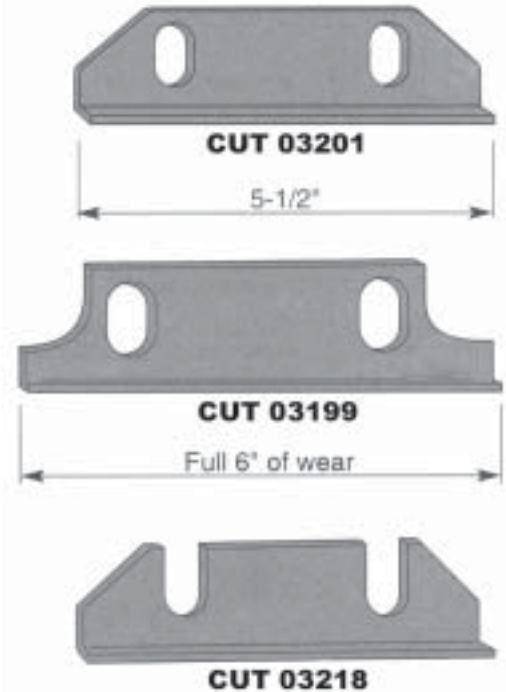
Bolts and Lock Nuts for Case/IH #1010 & 1020 1 1/2" Cut System

PART NUMBER	REPLACES	DESCRIPTION
*CUT 01103	TJ50BN	17/32" oval shoulder bolt & jam nut for #1010 & 1020 3-hole sections (pkg. of 20)
*CUT 01104	TJ60BN	1 1/8" oval shoulder bolt & jam nut for #1010 & 1020 3-hole sections (pkg. of 16)
CUT 01111		Jam nut (pkg. of 100)
*Requires IH Hold-Down OEM #132074663		



Universal Wear Plates

ORDER NUMBER	DESCRIPTION	REPLACEMENT FOR
CUT 03201	Wear Plate - 5 1/2"	A-C 1116532, 1176537 Deere E47954, Z5926H, Ford 141021, Gehl H7543, H-C MC468, IHC MC468, 179759C1, Kosch K162, Love L220, M-F 206196M1, 231303M1, N-H 26616, 271967, N-I 290815, OMC 110-10645, White 501015E
CUT 03199	Wear Plate - 6"	Deere E47954 Also, All of above
CUT 03218	Wear Plate - 6" Slotted	All above applications



Universal Shims

ORDER NUMBER	DESCRIPTION
CUT 03208	.010 Shim
CUT 03215	.024 Shim
CUT 03206	.125" Shim



Universal Knife Clips


ORDER NUMBER	APPLICATION
CUT 03012	Knifehead Clip - for all Knifeheads except H-C, Love, Versatile For Bolts or Rivets
CUT 03011	Low Knife Clip - for Mowers, Mower Conditioner & Windrowers except Versatile. For Bolts or Rivets
CUT 03005	Low Knife Clip - for all combines except those with H-C and Love headers. For Bolts or Rivets
CUT 03033	Low Knife Clip - for Mowers, heat treated
CUT 03032	Low Knife Clip - for Mowers, heat treated

Knife Clips for H-C & Love

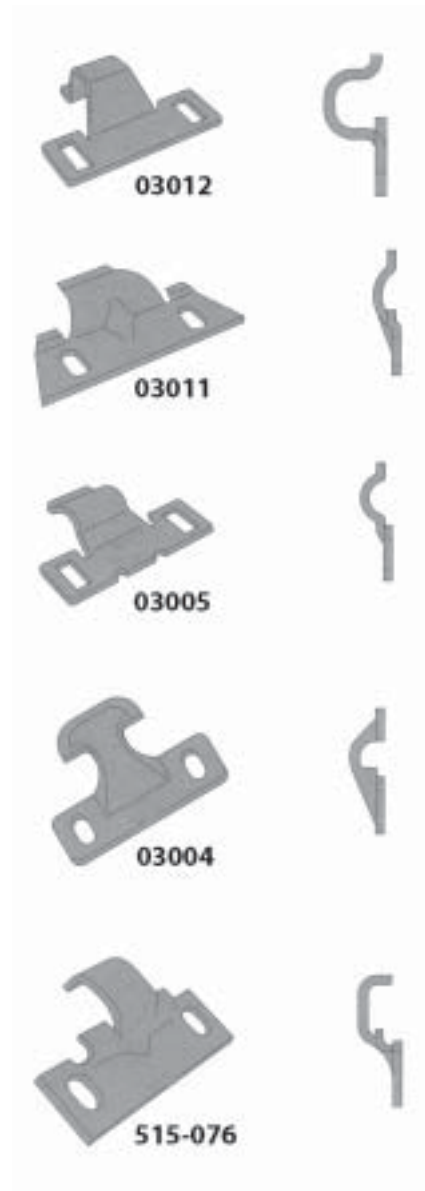
ORDER NUMBER	APPLICATION
CUT 03004	Low Knife Clip - for Combines with H-C and J.E. Love headers. For Bolts or Rivets

Knife Clips for Versatile

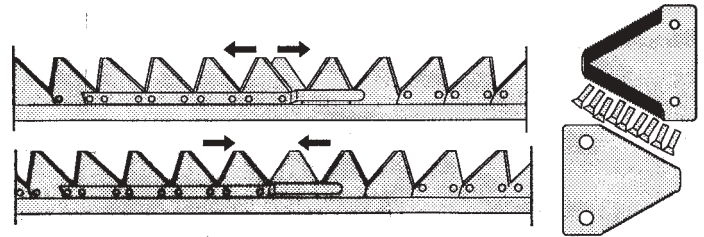
ORDER NUMBER	APPLICATION
CUT 03017	Low Knife Clip for Riveted Knives, MFG by Herschel
CUT 03018	Low Knife Clip for Bolted Knives, MFG by Herschel
CUT 515-076	Low Knife Clip - for Versatile Sickle Assemblies For Bolts or Rivets, MFG by Kondex



03018



Overlap Sections - Carded



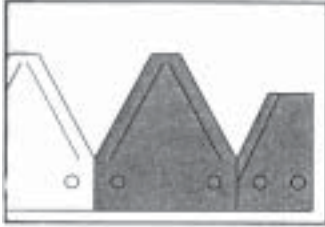
ORDER NUMBER	PACKAGE QUANTITY	APPLICATION
CUT 03303	3-03312, 2-03343, 10-CTSK Rivets	For Hesston and Case/IH Machines, one complete set for left and right hand sickles (TS, HVY, Plated)
CUT 03306	2-03311, 3-03312, 10-CTSK Rivets	For New Holland Machines, one complete set for left and right hand sickles Riveted Assemblies Only - 60° CTSK (TS, HVY, Plated)
CUT 03307	3-03341, 1-03342, 8-CTSK Rivets	For John Deere Machines, one complete set for left and right hand sickles (TS, HVY, Plated)
CUT 03300	2-03347, 3-03346 10- 82° CTSK Bolts 10-Lock Nuts	For New Holland Machines, one complete set for left and right hand sickles (TS, HVY, Plated) Bolted Assemblies Only - 82° CTSK
CUT 03301	2-03335, 3-03334, 10-82° CTSK Bolts 10-Lock Nuts	For New Holland Machines, one complete set for left and right hand sickles (TS, XHVY, BL) Bolted Assemblies Only - 82° CTSK
CUT 03338	2-05162, 3-05163, 10-82° CTSK Bolts 10-Lock Nuts	For New Holland Machines, one complete set for left and right hand sickles (TS, REG,Plated) Bolted Assemblies Only - 82° CTSK
CUT 03361	3-03312, 2-03343 10-CTSK Bolts & Nuts	For Hesston Twin Sickles, one complete set for left and right hand sickles (TS, HVY, Plated)
CUT 03339	4-05218, 3-05217, 12-60° CTSK Head Bolts, 12-Nuts	For MacDon Machines, one complete set for left and right hand sickles Bolted Assemblies - Only - 60° CTSK (TS, R, Plated)

Overlap Section - 10 per box

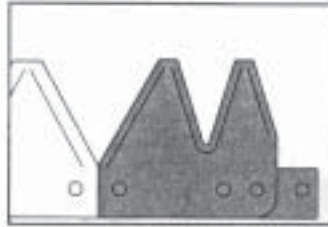
ORDER NUMBER	CTSK TOP OR BOTTOM	SECTION DESCRIPTION AND APPLICATION	OEM PART NUMBER
CUT 03312	Bottom	(RH) for Hesston & Case/IH Machines (RH) for New Holland Machines	706424, 748210
CUT 03343	Top	(LH) for Hesston & Case/IH Machines Sawtooth Design	748152
CUT 03311	Top	(LH) New Holland Machines	706423
CUT 03341	Top	(RH) for John Deere Machines	E71947
CUT 03342	Bottom	(LH) for John Deere Machines	E71948
CUT 03347	Top	(RH) for New Holland Machines 82° CTSK - Bolted Only (TS, HVY,PL)	9826044H
CUT 03346	Bottom	(LH) for New Holland Machines 82° CTSK - Bolted Only (TS, HVY, PL)	9826045H
CUT 03335	Top	(RH) for New Holland Machines 82° CTSK - Bolted Only (TS, XHVY,BL)	861354
CUT 03334	Bottom	(LH) for New Holland Machines 82° CTSK - Bolted Only (TS, XHVY, BL)	861353
CUT 05162	Top	(RH) for New Holland Machines 82° CTSK - Bolted Only (TS, REG, Plated)	9826046
CUT 05163	Bottom	(LH) for New Holland Machines 82° CTSK - Bolted Only (TS, REG, Plated)	9826047
CUT 05218	Top	For MacDon machines Bolted assemblies only - 60° CTSK (TS, XH, BL)	52210, 118357
CUT 05217	Bottom		52211, 118358

End Sections

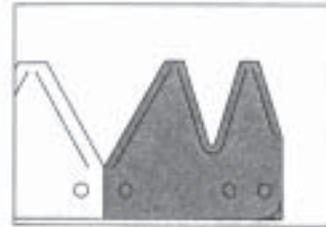
End sections are designed to replace the half-sections on most sickles.
See mounting instructions below:



STEP 1
Remove ½ Section and
Last Full Section



STEP 2
Install End Section



STEP 3
Cut off Excess
Knifeback

END SECTIONS - 10 PER BOX

ORDER NUMBER	SECTION FINISH	DESCRIPTION
CUT 03324	Plated	Smooth - (RH)
CUT 03344	Plated	Underserrated - (RH)
CUT 03363	Black	Underserrated - (RH)
CUT 03345	Plated	Underserrated - (LH)
CUT 03366	Black	Underserrated - (LH)
CUT 03322	Plated	Topserrated - (RH)
CUT 03364	Black	Topserrated - (RH)
CUT 03316	Plated	Topserrated - (LH) For use in Twin Sickle Application
CUT 03365	Black	Top serrated - (LH)

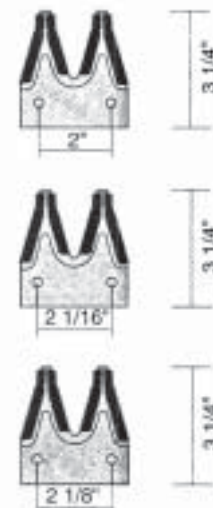
CARDED END SECTIONS - 2 PER CARD

ORDER NUMBER	DESCRIPTION
CUT 03325	2 End Sections 03344 (US PL RH) Plus Rivets
CUT 03315	2 End Sections 03322 (TS PL RH)
CUT 03319	2 End Sections 03316 (TS PL LH) Plus Rivets For use in Twin Sickle Application
CUT 03320	2 End Sections 03364 (TS BL RH) Plus Bolts & Nuts
CUT 03321	2 End Sections 03365 (TS BL LH) Plus Bolts & Nuts
CUT 03358	RH/LH set 03322 & 03316 (TS PL) with Bolts & Nuts
CUT 03359	RH/LH set 03364 & 03365 (TS BL) with Bolts & Nuts

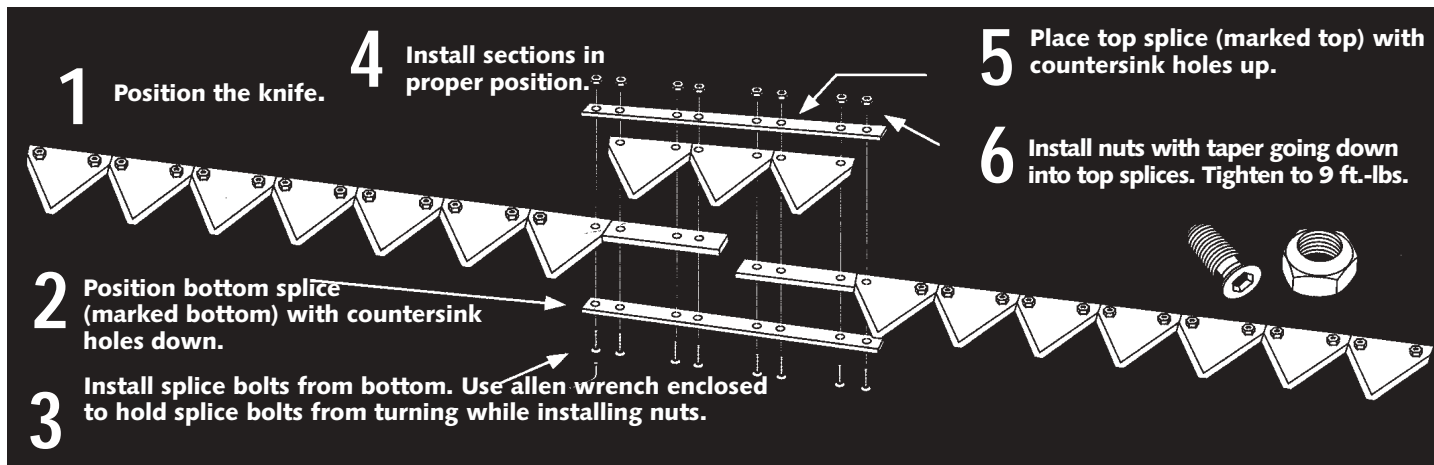


Twin Tooth Sickle Sections

SABER TOOTH	BIG TOOTH	STANDARD SECTION	SECTION SIZE	TYPE OF SECTION	HOLES	MACHINE MODEL
CUT 05091	CUT 05144 CUT 05224	CUT 05046	Shape #8	TS XH BL	Straight	D-A Series 3 (DC 789C)
		CUT 05043	Shape #8	TS XH PL	Straight	H-C Gen I, II, III (TJ5000)
		CUT 05143	Shape #8	TS XH BL	CTSK (top)	Love King Kut
		CUT 05102	Shape #8	TS XH PL	CTSK (top)	M-F Power Cut (TJ6000) J.D. Swathers (DC 6000)
CUT 05092	CUT 05226 CUT 05161	CUT 05042	Shape #7	TS XH BL	Straight	Case/IH #820
		CUT 05106	Shape #7	TS XH PL	Straight	J-D Combines (DC890C)
		CUT 05225	Shape #7	TS XH BL	CTSK (top)	N-H Combines
		CUT 05103	Shape #7	TS XH PL	CTSK (top)	Case/IH Swathers (TJ7000) N-H Swathers (DC7000) Hess Swathers
		CUT 05045	3 x 3 1/4"	TS XH BL	Straight	J-D #580, 590
		CUT 05044	3 x 3 1/4"	TS XH PL	Straight	M-F Swathers, MacDon Swathers, N-H #1090, White Swathers
		CUT 05150	3 x 3	TS XH PL	3 Slotted	1970390C1PL
		CUT 05153	3 x 3	TS XH BL	3 Round	1305239C1
		CUT 05151	3 x 3	TS XH BL	3 Slotted	1970390C1, C/IH #1010, 1020 with 1 1/2" Cut



Knife Repair Kits



PART NUMBER	DESCRIPTION	KIT CONTENTS
CUT 08086	Kit for assemblies with 2-1/16" hole spacing	1 instruction card, 1 allen wrench, hardware
CUT 08087	Kit for assemblies with 2-1/8" hole spacing	1 instruction card, 1 allen wrench, hardware
CUT 08088	Kit for assemblies with 2" hole spacing	1 instruction card, 1 allen wrench, hardware
CUT 08089	Nut & Bolt Kit for Spliced Area	

Will mend most broken sickles. Breaks near the head of the sickle can be moved to the tall end with the kit. Some drilling may be required to mount the knifehead in new positions.

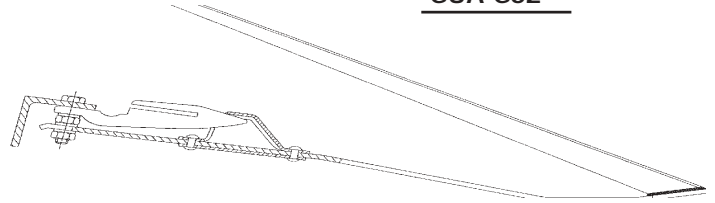
Knifeback

PART NUMBER	HERSCHEL NUMBER	KONDEX NUMBER	OEM	REPLACES	LENGTH	KNIFEBACK SIZE	MACHINE	HOLE SPACING
CUT 08050		902-288	Agco-Gleaner	71342530	30'		Combines, Series 3 Headers	2"
CUT 08002		902-024	Case/IH	M537B	6'			
CUT 08001	S35-6096	902-025	Case/IH	M537C	7'	1/4 x 3/4	Mowers except Series #100	2 1/16"
CUT 08003		902-026	Case/IH	M537D	9'			
CUT 08004		902-021	Case/IH	458970R1	7'	1/4 x 3/4	Mowers, Series #100	2 1/16"
CUT 08005	S35-6095	902-022	Case/IH	453184R1	9'		#1100, #1300	
CUT 08047		902-122	Case/IH	197466C93	20'		Combine, Model 820 Header	2 1/16"
CUT 08017	S35-6091	902-116	Deere	JD-7	7'	1/4 x 3/4	Mowers #5 - #39	2"
CUT 08018	S35-6108	902-117	Deere	JD-9	9'			
CUT 08043		902-254	Deere	AH96784, AH121087	30'		900 Series Headers	2 1/16"
CUT 08045		902-108	Deere	AE36106	9'		Mowers 47, 50	2"
CUT 08046		902-113	Deere	AE35846	16'		Mower Conditioner 1209 after S/N 285001	2"
CUT 08049		902-137	Deere	AE35809	14'		Mower Conditioner 1209 after s/n 285001	2"
CUT 08048		902-131	Deere	AH125952	16'		Combines 200 Series Headers	2 1/16"
CUT 08019		902-074	Ford	147776	7'	1/4 x 3/4	Mowers, #501 Series	2"
CUT 08020		902-075	Ford	104879	8'			
CUT 08014		902-092	Hesston	429506	12'		All Case/IH, Hesston and New Holland Windrowers	2 1/16"
CUT 08015		902-093	Hesston	441675	14'	1/4 x 3/4	With single sickles	2 1/16"
CUT 08016		902-094	Hesston	6107585	16'			
CUT 08044		902-095	Hesston	6193510	7'		Mower Condition PT7	2 1/16"
CUT 08021		902-332	M-F	669507M1	7'	1/4 x 3/4	Mowers #32, 43, 52	2 1/8"
CUT 08022		902-339	M-F	667073M1	7'	1/4 x 3/4	Mowers #30, 31, 41, 51, 71, 135	2 1/8"
CUT 08027	S35-6098	902-399	M-F	1055087M91	21'		MF 655, 775 draper header, 885 draper header	2 1/8"
CUT 08056		902-694	M-F	1043838M91	30'		MF 655, 775 draper header 885 draper header	2 1/8"
CUT 08023		902-016	N-H	228431	7'	1/4 X 3/4	Mowers #450, 451, 455, 456	2 1/16"
CUT 08024		902-015	N-H	228430	9'	1/4 x 3/4		2 1/16"
CUT 08025		902-009	N-H	138349	7'	1/4 x 3/4	Mower/Cond #467, 472, 477, 478, 474	2 1/16"
CUT 08026		902-011	N-H	648175	9'	1/4 x 3/4	Mower/Cond. #469, 479, 488, 489	2 1/16"
CUT 08014		902-092	N-H	67316	12'	1/4 x 3/4	Mower/Cond. #490, 495, 1495	2 1/16"
CUT 08028		902-157	Owatonna	OW-12	12'			
CUT 08029		902-158	Owatonna	OW-14	14'	1/4 x 7/8	All Windrowers that have end knife drives	2 1/16"
CUT 08030		902-292	Owatonna	OW-16	16'			
CUT 08031		902-409	White	31-1747770	13'			
CUT 08032		902-410	White	31-17425570	15'	1/4 x 7/8	Kwik-Cut, older units	SPEC
CUT 08033		902-411	White	31-1747790	20'	1/4 x 7/8		
CUT 08034		902-382	White	31-2528790	13'			
CUT 08035		902-383	White	31-2528800	15'			
CUT 08036		902-384	White	31-2528810	16'			
CUT 08037		902-377	White	31-2528820	18'			
CUT 08038		902-378	White	31-2528830	20'	1/4 x 7/8	Kwik-Cut, newer units	SPEC
CUT 08039		902-379	White	31-2528840	22'			
CUT 08040		902-380	White	31-2528850	24'			
CUT 08041		902-381	White	31-2528860	30'			
CUT 08006		902-061	Universal	Knifeback	16' 6"		Hart-Carter and J.E. Love also Twin Point Sickles for A-C,	
CUT 08007		902-063	Universal	Knifeback	20' 6"	1/4 x 7/8	H-C, Love, M-F	2"
CUT 08008	S35-6100	902-065	Universal	Knifeback	24' 6"			
CUT 08009	S35-6097	902-258	Universal	Knifeback	16' 6"			
CUT 08010		902-246	Universal	Knifeback	20' 6"	1/4 x 7/8	Twin Point for J-D, IH, N-H	2 1/16"
CUT 08011		902-247	Universal	Knifeback	24' 6"			
CUT 08012		902-343	Universal	Knifeback	20' 6"	1/4 x 3/4	Tiger Jaws for A-C, H-C, Love, M-F	2"
CUT 08013	S35-6156	902-342	Universal	Knifeback	20' 6"	1/4 x 3/4	Tiger Jaws for J-D, IH, N-H	2 1/16"
CUT 08042	S35-6099	902-072	Versatile	Knifeback	20'	3/16 x 7/8	Versatile Swathers	2 1/16"
CUT 08057		902-222	Versatile	Knifeback	24'	3/16 x 7/8	Versatile Swathers	2 1/16"

WP Grain Lifter

- Manufactured by European OEM manufacturer ensuring quality material & workmanship.
- Universal design fits most swather and combine applications up to and including 7/16" guard bolts.
- Painted black to reduce eye strain.

PART NO.
GUA GS2



- The Grain Lifter is properly adjusted when the sliding surface is parallel to bottom.
- Too steep a Grain Lifter digs into the ground and is bound to break.
- Too flat a Grain Lifter overruns the grain and does not serve the intended purpose.
- Correct Grain Lifter position by adjusting distance at points shown, using suitable elements (e.g. nuts, washers, etc.)



Croplifters

Height-adjustable lifters with quick change feature.



Standard Croplifter (AS Series)

Several million of these croplifters are in use throughout the world. Almost all combine harvester manufacturers fit this croplifter as original equipment.



AS - Standard Series
We recommend this type for normal harvesting conditions.

Special Croplifter (SK Series)

A croplifter with support skid, having a load bearing capacity of approximately 50 kg. (110 lbs.) The design of the skid enables the lifter to move parallel with the contours of the ground when under load and carries the cutter bar evenly over rough surfaces.



SK - Special Series
A croplifter for difficult harvesting conditions.

General Information

All the croplifters pictured here are made of heat treated spring-steel with 5mm thick bottom runner. The riveted guard pocket clamps the guard on both sides and thus gives the lifter excellent lateral stability. This is absolutely essential when turning in lodged crops. The locking clip can secure the croplifter at three different heights. This is particularly important when working in conditions that alter the angle of the cutterbar. A spool nut secures all three croplifter types. Our unique mounting bracket allows the croplifter to be put on or taken off in seconds.



Spool GUA2040 (10658)



Correct position



Incorrect position
The croplifter "climbs"



Incorrect position
The croplifter "digs"

What size croplifter is right for you?

To find the size of croplifter for your needs, please measure the distance from the center of the guard bolt hole to the tip of the guard, and you can select a lifter from below.

All AS and SK lifters are priced & shipped with 2040 spool nut. Only order GUA 2040 if extra spool nuts are required. Exception AS100-2 uses GUA SNII spool nut (10256).



DISTANCE "X" FROM/TO	CROPLIFTER MODEL
138-146mm / 5.4-5.8"	AS-100/5, SK-205
145-153mm / 5.7-6.0"	ASX-100, SK-212
154-163mm / 6.1-6.4"	ASX-120, SK-220
164-170mm / 6.5-6.7"	ASX-127, SK-227

MAKE/MODEL	REPLACEMENT GUARD NO.	WESTWARD GUARD NO.	AS STANDARD SERIES	SK SPECIAL SERIES
Honey Bee	410100001	WP001	ASX-100	SK-212
Allis Chalmers	71116504	WP225	AS-100/5	SK-205
John Deere (Combine)	H75386	WP240	AS-100/5	SK-205
John Deere (Swather)	E52667, E62000	WP221	ASX-100	SK-212
Massey Ferguson (Combine)	228392M2	WP240	ASX-100	SK-212
Massey Ferguson (Swather) 34-36	143240M1	WP255	ASX-100	SK-212
New Holland (Windrowers)	65327, 604884	WP245	ASX-100	SK-212
New Holland (Mower Conditioner)	219191, 86615982	2191WP	ASX-127	SK-227
Co-Op	J1306	WP1306	ASX-120	SK-220
Versatile	SW1605	WP1605	AS-100/5	SK-205
MacDon (new) Series 2	23064	WP215	ASX-127	SK-227
MacDon (new) Series 2	118344		ASX-120	SK-220
MacDon (old) Series 1	16716	WP235	ASX-100	SK-212
IHC Windrowers	613838R2	WP270	ASX-120	SK-220
CIH Combines	1307299C1	WP370	ASX-100	SK-212
Hesston 8100	700700845	WP200H	ASX-120	SK-220
Crary Guard			ASX-100	SK-212
John Deere	New Style Header		AS-100-2	N/A
CUT 04130	20535000, 10237	Replacement Clip		

Standard Series Lifter for use on all lodged crops.

Special Series lifter for more difficult conditions including canola and peas.

Gaterman Pick-up Guards

Flexible Floating Pick-up Guards

follow the uneven ground lifting up low hanging pods and grain heads above the cutterbar without the sickle guards digging in the ground and picking up stones.

While automatic header controls, floating and flexible cutterbars have advantages over regular cutterbars, pick-up guards must be used to save all pods and grain heads in standing, row crop, lodged or windrowed crops.

Gaterman pick-up guards fit all combines, windrowers and pea harvesters.



Use **No. 1A** or **8A** pick-up guards on combines having guards that tilt downward.



Use **No. 1B** or **8B** pick-up guards on all windrowers, combines, floating and flexible cutterbars having sickle guards that stand level.



The **No. 4S** guard is designed to fit combines equipped with 1½" cut stub guards. Use this sturdy, field tested ductile iron guard to reduce harvesting loss of soybeans, rice, grain, and other seed crops. It has a set screw height adjustment, non-clogging spring action joint and is double bolted to the cutterbar.



The **No. 4H** guard fits windrowers and some combines. It features adjustable height.



The **No. 4B** guard is lower in overall height and can be used in lodged crops on windrowers, pea harvesters, forage harvesters, and mowers.



The **No. 2HC** guard fits all combines and windrowers. It's heavy duty malleable iron construction double bolted to machine, instant height control, spring loaded and radically new designed pick-up point make it ideal for all usage.

With 6 position adjustments for swathers and combines equipped with 3/8" guard bolts ...

PART NO.	HEIGHT	MATERIAL
GUA 1A	Adjustable	Pressed Metal
GUA 8A	Adjustable	Ductile Iron
GUA 1B	Adjustable	Pressed Metal
GUA 8B	Adjustable	Ductile Iron

To fit swathers and combines equipped with 7/16" guard bolts...

PART NO.	HEIGHT	MATERIAL
GUA 4B	Low Standing	Ductile Iron
GUA 4H	Adjustable	Ductile Iron
GUA 2HC	Adjustable	Ductile Iron

Fits swathers and combines with stub guards...

PART NO.	HEIGHT	MATERIAL
GUA 4S	Adjustable	Ductile Iron

Repair Parts for Gaterman Pick-up Guards

PART NO.	GATERMAN NO.	DESCRIPTION
CUT 04105	A4BARM	Arm for 4B guard
CUT 04106	A4HPB	Pivot bolt 4H, 4S, 4B square head
CUT 04107	4HS	Spring 4H, 4S
CUT 04108	A4HSS	Set screw w/nut 4H, 4S
CUT 04109	A4SSMB	Bolt 7/16" head, 3/8" shank
CUT 04110	A4W	Arm for 4H
CUT 04111	A8A	8A Arm only
CUT 04112	A8B	8B Arm only
CUT 04113	A8AB	Block 8A, 8B, 1A, 1B
CUT 04114	A8BPB	Pivot bolt 8B, 8A, 1B, 1A
CUT 04115	8S	Spring 1A, 1B, 8A, 8B
CUT 04116	1	Point for 1A, 1B
CUT 04117	A1A	Arm for 1A
CUT 04118	A1B	Arm for 1B
CUT 04119	A4H	Point for 4S
CUT 04120	A4S	Arm for 4S
CUT 04121	A1BMB	Pivot Bolt 1A, 1B
CUT 04122	A2	Point 2HC
CUT 04123	A2HC	Arm 2HC
CUT 04124	2HCS	Spring 2HC
CUT 04125	A2HCPB	Bolt 5/16 & 1¼ 2HC
CUT 04126	A2HCAB	Bolt ¼ x 1¼ 2 HC
CUT 04127	A2HCMB	Bolt 3/8 x 2 2HC
CUT 04128	4F	Point 4B
CUT 04129	4BS	Spring 4B
CUT 04131	A4HMB	Bolt 7/16 x 2 4B, 4H
CUT 04132	A4H	Point 4H
CUT 04133	A4SMB	Bolt 7/16 x 2½ 4S
CUT 04134	8	Point 8A, 8B
CUT 04135	A8BMB	Bolt 3/8 x 1¼ 8A, 8B


The Westward Parts Services Ltd. Duplicate Parts listed in this catalogue are made for Westward Parts Services Ltd. These parts are engineered to meet or exceed the specifications of the original manufacturer's part, but are not represented to be parts manufactured by OEM. References to OEM names or part numbers are for identification purposes only. The referenced OEM names are registered trademarks or trade names of those companies.

FITS ALL MAKES


WP Forged Steel Guards




GUA WP001




GUA WP1605




GUA WP205




GUA WP206



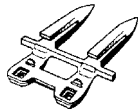
GUA WP210




GUA WP215



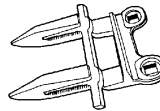
GUA WP220




GUA WP221



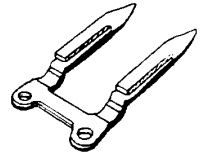
GUA WP222




GUA WP231




GUA WP235



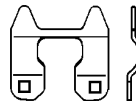
GUA WP240



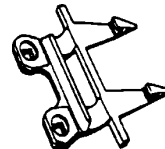
GUA WP245



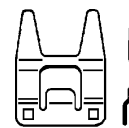
GUA WP250



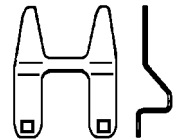
GUA WP251
GUA WP252




GUA WP260




GUA WP261



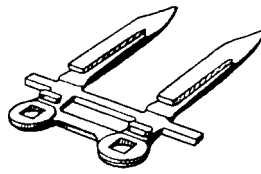
GUA WP262




GUA WP265



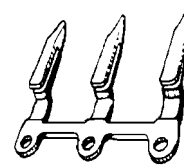
GUA WP270




GUA WP275



GUA WP280



GUA WP340



GUA WP370

Allis Chalmers, Gleaner, Deutz-Allis (Now AGCO)

PART NO.	REPLACES	HERSCHEL NO.	DESCRIPTION	APPLICATION
GUA WP225	71116504, 71341801, 71386962	G-81-0050	2 Prong	Combines - All Non-Floating Bars
GUA WP231	71176532, 71320143	G81-0125	2 Prong	Combines - All Floating Bars
GUA WP400	71345590, 71370575		4 Prong Bottom	Clean cut systems
GUA WP160	71345591		2 Prong Top	Combines - Series 3, 300, 400, 500, 800, Clean cut systems
CUT 03216			3/8 x 7/16 Spacer	For WP160 and WP400 Guards
GUA WP66603	66603		2 Prong Heavy Duty	Gleaner Combines with Draper Header

Auto-Trans

PART NO.	REPLACES	HERSCHEL NO.	DESCRIPTION	APPLICATION
GUA WP245		G81-00411	2 Prong Guard	Swathers

FITS ALL MAKES

WP Forged Steel Guards

Case (Now Case-IH)

PART NO.	REPLACES	HERSCHEL NO.	DESCRIPTION	APPLICATION
GUA WP245	FH049239	G81-0040	2 Prong	Windrowers 950, 955, 1050, 1055, 1150, 1155, 1275
GUA WP247	700700845	G31-0042	2 Prong Hardened	WP 245 Applications
GUA WP260	FH049270, 828025C1	G81-0085	2 Piece (Tie Guard)	Windrowers 950, 955, 1050, 1055, 1150, 1155, 1275
GUA WP261	F38123, F35005	C45-0500	Guard Clip (Lo Arch)	Windrowers 950, 955, 1050, 1055, 1150, 1155, 1275
GUA WP262	F35006	C45-0501	Guard Clip (Hi Arch)	Windrowers 950, 955, 1050, 1055, 1150, 1155, 1275
GUA WP235	K84205, 1041468M1	G81-0070	2 Prong	75 Windrowers (early)
GUA WP210	483500R3, 1326787C3, 187346A1	G81-0115	2 Prong	Mower Conditioners
GUA WP292	700716292		2 Prong	Center Pivot SC Series
GUA WP250	257634, 049312, 472717R1	G81-0120	2 Prong Stub	Mower Conditioners
GUA WP251	287459, 6184897	C45-0502	Lo Arch Top used with WP250	Mower Conditioners
GUA WP252	288074, 6284889	C45-0503	Hi Arch Top used with WP250	Mower Conditioners
GUA WP270	613838R2, 187350A1	G81-0151	2 Prong	721, 725, 730, 742, 750, 175, 210, 230, 75 (late), 4000, 5000, 6000 Windrowers
GUA WP260	823025C1	G81-0085	2 Prong Bottom	721, 725, 730, 742, 750, 175, 210, 230, 75 (late), 4000, 5000, 6000 Windrowers
GUA WP261	823026C1	C45-0500	Lo Arch Top used with WP260	721, 725, 730, 742, 750, 175, 210, 230, 75 (late), 4000, 5000, 6000 Windrowers
GUA WP262	823027C1	C45-0501	Hi Arch Top used with WP260	721, 725, 730, 742, 750, 175, 210, 230, 75 (late), 4000, 5000, 6000 Windrowers
GUA WP265	633098R1	G81-0055	2 Prong	All Combines 810 Rigid Headers
GUA WP231	179775C1	G81-0125	2 Prong	Floating Cutter Bars
GUA WP200H	700707147, 700716292	G81-0231	2 Prong Hardened	SC412, SC414, SC416, 8210, 8230, 8340, 8380, 8820 & 8840 Windrowers, Mower Conditioner
GUA WP370	1307299C1	G81-0035	2 Prong Hardened	Combines 1010 & 1020
GUA WP3240	633240R1		3 Prong	Combines

CCIL, Cereal Implements, PMI

PART NO.	REPLACES	HERSCHEL NO.	DESCRIPTION	APPLICATION
GUA WP1306	J1306		2 Prong	Windrowers
GUA WP66603	66603		2 Prong Heavy Duty	Windrowers
GUA WP66816	66816		Double Heat Treated	Windrowers

Cockshutt

PART NO.	REPLACES	HERSCHEL NO.	DESCRIPTION	APPLICATION
GUA WP235	895744L	G81-0070	2 Prong	Windrowers 501, 502, 503

Field Queen

PART NO.	REPLACES	HERSCHEL NO.	DESCRIPTION	APPLICATION
GUA WP370		G81-0035	2 Prong	Hay Harvester - All
GUA WP245	049239, 748178	G81-0040	2 Prong	Hay Harvester Windrowers 420, 620, 6650
GUA WP260	049270	G81-0085	2 Piece (Tie Guard)	Hay Harvester Windrowers 420, 620, 6650
GUA WP261	6213789	C45-0500	Guard Clip (Lo Arch)	Hay Harvester Windrowers 420, 620, 6650
GUA WP262	6108518	C45-0501	Guard Clip (Hi Arch)	Hay Harvester Windrowers 420, 620, 6650

Ferguson

PART NO.	REPLACES	HERSCHEL NO.	DESCRIPTION	APPLICATION
GUA WP295		G81-0030	2 Prong	All Mowers

FITS ALL MAKES

WP Forged Steel Guards

Ford

PART NO.	REPLACES	HERSCHEL NO.	DESCRIPTION	APPLICATION
GUA WP295	FS64-2	G81-0030	2 Prong	Mowers
GUA WP280	290385	G81-0065	2 Prong	Mower Conditioner 535
GUA WP205	110-10657	G81-0090	2 Prong	536
GUA WP210		G81-0115	2 Prong	538
GUA WP206	110-32327, 110-32342	G81-0140	2 Prong	537

Gehl

PART NO.	REPLACES	HERSCHEL NO.	DESCRIPTION	APPLICATION
GUA WP270	044779	G81-0151	2 Prong	MA206A, HK108, HK440, Mower Conditioner
GUA WP370	044779	G81-0035	2 Prong Hardened	Mower Conditioner MA206A, HK108, HK440
GUA WP220	059827	G81-0100	2 Prong	770, 880
GUA WP250	049312, 060494	G80-0120	2 Prong (Stub Guard)	770, 880
GUA WP251		C45-0502	Guard Clip (Lo Arch)	770, 880
GUA WP252		C45-05053	Guard Clip (Hi Arch)	770, 880
GUA WP057	072057		2 Prong	Mower Conditioner MA206A, HK108, HK440
GUA WP245	61179, 611902, 748178	G81-0040	2 Prong	Mower Conditioners 2230, 2240, 2262 Swing Frame
GUA WP205	110-10657	G81-0090	2 Prong	Mower Conditioners and Windrowers
GUA WP206	110-32327, 110-32342	G81-0140	2 Prong	Mower Conditioners and Windrowers 2140, 2170, 2175, 2240, 2245, 2270, 2275

Hart Carter

PART NO.	REPLACES	HERSCHEL NO.	DESCRIPTION	APPLICATION
GUA WP231	232155, 234006	G81-0125	2 Prong	Floating Bars - All

Hesston

PART NO.	REPLACES	HERSCHEL NO.	DESCRIPTION	APPLICATION
GUA WP250	049312	G81-0120	2 Prong (Stub Guard)	M/C & Windrowers - All with Stub Guard
GUA WP251	6284897	C45-0502	Guard Clip (Lo Arch)	Windrowers - All
GUA WP252	6284889	C45-0503	Guard Clip (Hi Arch)	Windrowers - All
GUA WP260	049270	G81-0085	2 Prong Tie Guard	Windrowers - All 1014
GUA WP261	6180500, 6213789	C45-0500	Guard Clip (Lo Arch)	Windrowers - All
GUA WP262	6108518	C45-0501	Guard Clip (Hi Arch)	Windrowers - All
GUA WP245	049239, 748178	G81-0040	2 Prong	Windrowers - All
GUA WP292	700716292		2 Prong	Center Pivot 8200, 1260, 1265
GUA WP247	700700845	G81-0042	2 Prong Double HT	"Super Guard" 8400 & WP245 Applications
GUA WP200H	700707147, 700716292	G81-0231	2 Prong Boron Steel	1110, 1120, 1130, 1150, 1160, 1170, 1260, 1265, 1270, 1275, 8010, 8020, 8100, 8200 & 8400 Windrowers & Mower Conditioners

Honey Bee

PART NO.	REPLACES	HERSCHEL NO.	DESCRIPTION	APPLICATION
GUA WP001	61694		12 mm	Swathers

FITS ALL MAKES

WP Forged Steel Guards

International Harvester (Now Case IH)

PART NO.	REPLACES	HERSCHEL NO.	DESCRIPTION	APPLICATION
GUA WP245	049239, 748178, FH0492239	G81-0040	2 Prong	Case Windrowers 950, 955, 1050, 1055, 1150, 1155, 1275
GUA WP247	FH049239, 700700845	G81-0042	2 Prong Hardened	Case Windrowers 950, 955, 1050, 1055, 1150, 1155, 1275
GUA WP260	FH049270, 828025C1	G81-0085	2 Prong Bottom	Case Windrowers 950, 955, 1050, 1055, 1150, 1155, 1275
GUA WP261	H38123, F35005, 6213789, 6180500	C45-0500	Lo Arch Top used with WP260	Case Windrowers 950, 955, 1050, 1055, 1150, 1155, 1275
GUA WP262	F35006, 6108518,	C45-0501	Hi Arch Top used with WP260	Case Windrowers 950, 955, 1050, 1055, 1150, 1155, 1275
GUA WP235	1041468M1, K8420-S	G81-0070	2 Prong	75 Windrowers (early)
GUA WP210	483500R3,1326787C3, 187346A1	G81-0115	2 Prong	Mower Conditioners
GUA WP292	700716292		2 Prong	Center Pivot SC Series
GUA WP250	257634, 049312, 472717R1	G81-0120	2 Prong Stub	Mower Conditioners
GUA WP251	287459, 6184897	C45-0502	Low Arch Top	Mower Conditioners
GUA WP252	288074, 6284889	C45-0503	Hi Arch Top used with WP250	Mower Conditioners
GUA WP270	613838R2, 187350A1	G81-0151	2 Prong	721, 725, 730, 742, 750, 175, 210, 230, 75 (late), 4000, 5000, 6000 Windrowers
GUA WP260	823025C1	G81-0085	2 Prong Bottom	721, 725, 730, 742, 750, 175, 210, 230, 75 (late), 4000, 5000, 6000 Windrowers
GUA WP261	823026C1	C45-0500	Lo Arch Top used with WP260	721, 725, 730, 742, 750, 175, 210, 230, 75 (late), 4000, 5000, 6000 Windrowers
GUA WP262	823027C1	C45-0501	Hi Arch Top used with WP260	721, 725, 730, 742, 750, 175, 210, 230, 75 (late), 4000, 5000, 6000 Windrowers
GUA WP265	633098R1	G81-0055	2 Prong	All Combines 810 Rigid Headers
GUA WP231	179775C1	G81-0125	2 Prong	Floating Cutter Bars
GUA WP200H	700707147, 700716292	G81-0231	2 Prong Hardened	SC412, SC416, 8210, 8230, 8340, 8380, & 8840 Windrowers, Mower Conditioners
GUA WP370	1307299C1	G81-0035	2 Prong Hardened	Combines 1010 & 1020
GUA WP3240	633240R1		3 Prong	Combines

J. E. Love

PART NO.	REPLACES	HERSCHEL NO.	DESCRIPTION	APPLICATION
GUA WP275	LB208, LB214	G81-0130	2 Prong	Floating Cutter Bars

John Deere

PART NO.	REPLACES	HERSCHEL NO.	DESCRIPTION	APPLICATION
GUA WP220	E48093 (up to '78) E82559	G81-0100	2 Prong	Mowers, M/C & Windrowers - All except 300 Series Twin Drive Header
GUA WP221	E52667 (after '78), E62000	G81-0113	2 Prong	Mowers, M/C & Windrowers - All except 300 Series Twin Drive Header
GUA WP222	E72428	G81-0147	Double Heat Treated	m/C, Windrower 300 Series Twin Drive
GUA WP240	H75386, H61954, H171031, H153719, H145791, H113571	G81-0020	2 Prong	Combines - All
GUA WP340	H25603, H171032, H153855	G81-0026	3 Prong	Combines - All
GUA WP235	W30341	G81-0070	2 Prong	580 Windrower
GUA WP215	23064, 28013, W35894	G81-0095	2 Prong	590, 2360 Windrower
GUA 2191WP	Optional	G81-0098	2 Prong Double Hardened	590, 2360 Windrower
GUA WP909	E88909		2 Prong High Trash Bar	Windrowers 300 Series Platforms, 1600A, 1219, Has bar at back of guard
GUA WP910	E88910		2 Prong	Windrowers 300 Series Platforms, 1600A, 1219, Has bar at back of guard
GUA WP508	H213508		3 Prong SLS	900D Draper Platforms 600R & 600F Platforms
GUA WP719	H152719, H171031, H145791, H113571		Double Heat Treated	200 & 900 Series Platforms

FITS ALL MAKES
WP Forged Steel Guards
MacDon/Kilberry

PART NO.	REPLACES	HERSCHEL NO.	DESCRIPTION	APPLICATION
GUA 2191WP	Optional	G81-0098	2 Prong Double Heat Treated	Windrowers Series 2 Mower Conditioner 4000-5000 960, 962, 3000, 7000, 972
GUA WP215	23064, 28013	G81-0095	2 Prong	Windrowers Series 2 Mower Conditioner 4000-5000 960, 962, 3000, 7000, 972
GUA WP235	16716, 8420	G81-0070	2 Prong	Windrowers Series 1
GUA WP250	34974, 21663	G81-0120	2 Prong Stub	Windrowers
GUA WP251	21662	C45-0502	Guard Clip (Lo Arch)	Windrowers - Used with WP250
GUA WP252	21664	C45-0503	Guard Clip (Hi Arch)	Windrowers - Used with WP250
GUA WP218	28014	G81-0145	2 Prong	Same application as WP215, 3 used on drive head and 1 end of cutterbar
BU 215-M	118344		2 Prong	

Massey Ferguson

PART NO.	REPLACES	HERSCHEL NO.	DESCRIPTION	APPLICATION
GUA WP280	1036339M1	G81-0065	2 Prong	M/C MF81 Haytender
GUA 2191WP	683994M1	G81-0098	2 Prong Double Heat Treated	Windrowers 725, 925, 885, 613, 775
GUA WP215	683476M1, 1056740M1	G81-0095	2 Prong	Windrowers 725, 925, 885, 613, 775
GUA WP235	1041468M1	G81-0070	2 Prong	Windrowers 35, 655
GUA WP255	143240M1	G81-0105	2 Prong	Windrowers 34, 36, 44
GUA WP240	228392M2	G81-0020	2 Prong	Combines Rigid Headers
GUA WP340	1053173M1	G81-0026	3 Prong	Combines Floating Bar Platform except 9100 flex
GUA WP231	1062174M1	G81-0125	2 Prong	Combines Floating Bars, except 9100 flex
GUA WP925	244925M2		2 Prong	Combines 9000 Series Header
GUA WP400	1713400W1, 148198M1		4 Prong Bottom	Combines 8560, 9520, 9700, 9750, 9800, 9850 Platforms, 900 Series Headers, Kwik Cut Series Header
GUA WP160	1794160W1, 148199M1		2 Prong Top	Combines 8560, 9520, 900 Series Header
CUT 03216			7/16 x 3/8 Spacer	For WP160 & WP4000 Guards
GUA WP1306	3725581M1		2 Prong	Windrowers 200, 210
GUA WP66603	113400M1		2 Prong Heavy Duty	Windrowers 220
GUA WP66816	66816		Double Heat Treated	Windrowers 220

Minneapolis-Moline

PART NO.	REPLACES	HERSCHEL NO.	DESCRIPTION	APPLICATION
GUA WP235	895744L	G81-0070	2 Prong	100, 101 Windrowers

Muxlow

PART NO.	REPLACES	HERSCHEL NO.	DESCRIPTION	APPLICATION
GUA WP1306	J1306		2 Prong	Windrowers

FITS ALL MAKES

WP Forged Steel Guards

New Holland

PART NO.	REPLACES	HERSCHEL NO.	DESCRIPTION	APPLICATION
GUA WP218	219190	G81-0145	2 Prong	All NH Mowers
GUA WP250	858764, 257634, 86521592, 86553348	G81-0120	2 Prong Stub Guard	Windrowers & Mower Conditioners
GUA WP251	287459	C45-0502	Guard Clip Lo Arch used with WP250	Windrowers & Mower Conditioners
GUA WP252	767636, 288074	C45-0503	Guard Clip Hi Arch used with WP250	Windrowers & Mower Conditioners
GUA WP260		G81-0085	2 Prong	Windrowers & Mower Conditioners
GUA WP261		C45-0500	Guard Clip Lo Arch used with WP260	Windrowers & Mower Conditioners
GUA WP262		C45-0501	Guard Clip Hi Arch used with WP260	Windrowers & Mower Conditioners
GUA WP245	65327, 604884	G81-0040	2 Prong	Windrowers
GUA WP215	858778, 219191, 86553340, 86521587	G81-0095	2 Prong	Windrowers, Mower Conditioners, Hay Bines
GUA 2191WP	858778, 219191	G81-0098	2 Prong Double Hardened	Windrowers, Mower Conditioners, Hay Bines
GUA WP982	86615982		2 Prong Double Hardened	Windrowers & Mower Conditioners
GUA WP235	276619, 1041468M1	G81-0070	2 Prong	109 & 1090
GUA WP240	134024	G81-0020	2 Prong	Rigid Cutter Bars
GUA WP275	271971, 273846	G81-0130	2 Prong	Floating Cutter Bars

New Idea

PART NO.	REPLACES	HERSCHEL NO.	DESCRIPTION	APPLICATION
GUA WP210			2 Prong	Mowers 521, 522
GUA WP280	290385	G81-0065	2 Prong	Mower Conditioners 290
GUA WP270	H613838R92	G81-0151	2 Prong	507, 509, 512, 514, 5107, 5114 Mower Conditioner
GUA WP260	H58600C1	G81-0085	2 Prong Bottom	512, 514 Mower Conditioner
GUA WP261	H58602C1	C45-0500	Lo Arch Top	Used with WP260
GUA WP262		C45-0501	Hi Arch Top	Used with WP260
GUA WP240	714611	G81-0020	2 Prong	Combines 711, 713, 715
GUA WP245		G81-0040	2 Prong	Combine Headers 815 thru 820

Oliver

PART NO.	REPLACES	HERSCHEL NO.	DESCRIPTION	APPLICATION
GUA WP235	895744L	G81-0070	2 Prong	Windrowers

Owatonna

PART NO.	REPLACES	HERSCHEL NO.	DESCRIPTION	APPLICATION
GUA WP205	110-10657	G81-0090	2 Prong	Mower Conditioners - Prior to 1979
GUA WP206	110-32327, 100-32342	G81-0140	2 Prong	Mower Conditioners & Windrowers - all after 1979

PMI

PART NO.	REPLACES	HERSCHEL NO.	DESCRIPTION	APPLICATION
GUA WP1306	J1306		2 Prong	Windrowers
GUA WP66603	66603		2 Prong Heavy Duty	Windrowers
GUA WP66816	66816		2 Prong Heavy Duty Double Heat Treated	Windrowers

FITS ALL MAKES

WP Forged Steel Guards

Schumacher

PART NO.	REPLACES	HERSCHEL NO.	DESCRIPTION	APPLICATION
GUA WP001	410100001		2 Prong Guard 12 mm	Windrowers

Versatile

PART NO.	REPLACES	HERSCHEL NO.	DESCRIPTION	APPLICATION
GUA WP1605	SW1605	G81-0045	2 Prong	All Windrowers except 4700
GUA WP93269	V93269		2 Prong	4700 Windrowers
GUA WP245	94711, 65327	G81-0040	Two Prong	4812, 4814 Headers

Wallace

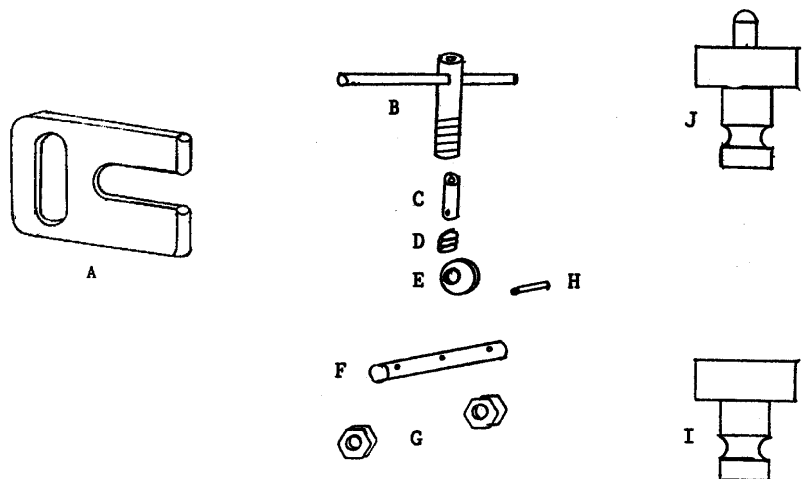
PART NO.	REPLACES	HERSCHEL NO.	DESCRIPTION	APPLICATION
GUA WP235		G81-0070,	2 Prong	Both have been used on Wallace Units
GUA WP1605		G81-0045	2 Prong	

Westward - See MacDon White

PART NO.	REPLACES	HERSCHEL NO.	DESCRIPTION	APPLICATION
GUA 2191WP	Optional	G81-0098	2 Prong Double Heat Treated	Windrowers 630, 650, 6400
GUA WP215	683476M1	G81-0095	2 Prong Double	Windrowers 630, 650, 6400
GUA WP235	895744L, 8998881L	G81-0070	2 Prong Double	Windrowers 601, 6200
GUA WP240	9510220	G81-0020	Two Prong	Combines fixed cutter bar
GUA WP231	31-2749417	G81-0125	Two Prong	Combines floating header
GUA WP400	1713400W1		4 Prong Bottom	Combines 8560, 9520, 900 Series headers, Kwik Cut Series header
GUA WP160	1794160W1		2 Prong Top	Combines 8560, 9520, 900 Series headers, Kwik Cut Series header
CUT 03216			3/8 x 7/16 Spacer	For WP160 and WP400 Guards

CUT 08533 Bolt Tool Parts List

REFERENCE	PART NO.	DESCRIPTION
A	CUT 08555	Frame Weld Assembly
B	CUT 08556	Threaded Pin
C	CUT 08557	Rod
D	CUT 08558	Spring
E	CUT 08559	Cam
F	CUT 08560	Shaft
G	CUT 08561	Nut (Quantity 2)
H	CUT 08562	Pin 5/32" x 1" (Quantity 4)
I	CUT 08563	Anvil
J	CUT 08564	Punch
K	CUT 08565	O-Ring (Quantity 2)
L	CUT 08533	Bolt Tool Complete



FITS ALL MAKES

Malleable Guards

PART NO.	REPLACES	HERSCHEL NO.	DESCRIPTION	MFR. NAME	APPLICATION
GUA DM700	DM700	G81-0803	Center Guard	All except Ford, MF & NH	7/16" Bars - All except Ford, MF & NH
CUT 04021	DM700-R	G81-0805	Outer Guard	All except Ford, MF & NH	7/16" Bars - All except Ford, MF & NH
CUT 05965	DF780	P44-0667	Guard Plate	All except Ford, MF & NH	7/16" Bars - All except Ford, MF & NH
CUT 01003	1 1/4" x 6 CS	R36-0468D	Rivet	All except Ford, MF & NH	7/16" Bars - All except Ford, MF & NH
GUA FD800	FD800	G81-0807	Center Guard	Ford	1/2" Bars - Ford Mowers except 505
CUT 04051	FD800-R	G81-0808	Outer Guard	Ford	1/2" Bars - Ford Mowers except 505
CUT 05965	DF780	P44-0667	Guard Plate	Ford	1/2" Bars - Ford Mowers except 505
CUT 01003	1 1/4" x 6 CS	R36-0468D	Rivet	Ford	1/2" Bars - Ford Mowers except 505
CUT 04050	141009	G81-0778	Center Guard	Ford	1/2" Bars - Ford Mowers except 505
GUA MF700	679837M91	G81-0181	Center Guard (Dyna Balance)	Massey Ferguson	Mowers 30, 31, 51, 71, 135, 32, 52, 72 Dyna Balanced
CUT 04054	668457M91	G81-0855	Outer Guard	Massey Ferguson	Mowers 30, 31, 51, 71, 135, 32, 52, 72 Dyna Balanced
GUA MC2041	MC2041Z	G81-0830	Center Guard	IH, Ford	All IH, Ford 505

Guard Bolts

**(#3 Head N/C Plated Grade 5 w/nuts)
Packs of 50**

PART NO.	DESCRIPTION
BLT 1301	3/8" x 1 1/4"
BLT 1302	3/8" x 1 1/2"
BLT 1307	3/8" x 1 3/4"
BLT 1700	7/16" x 1 1/4"
BLT 1701	7/16" x 1 1/2"
BLT 1702	7/16" x 1 3/4"
BLT 1703	7/16" x 2"

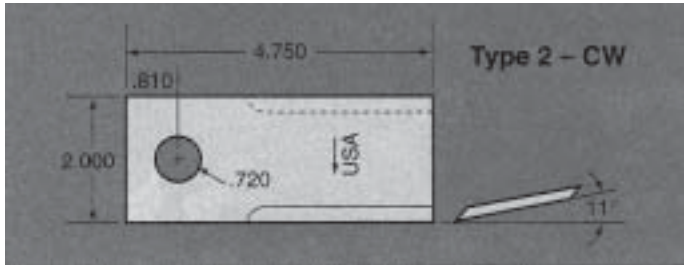
Carriage Bolts Plated

PART NO.	SIZE	DESCRIPTION
BLT CB206125	3/8" x 1 1/4"	Carton of 100
BLT CB206150	3/8" x 1 1/2"	Carton of 100
BLT FN3/8	3/8" Nut	Carton of 100
BLT CB207150	7/16" x 1 1/2"	Carton of 50
BLT FN7/16	7/16" Nut	Carton of 50

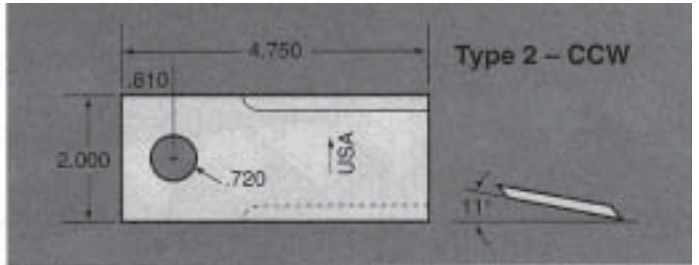
Disc Mower Knives for Bush Hog

Packaged 6 per Blister Box CW= Clockwise (right-handed) CCW = Counter clockwise (left-handed)

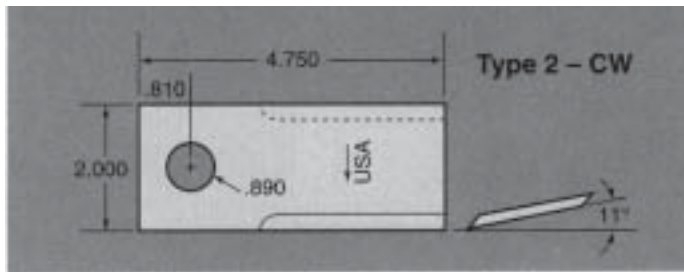
PART NO.
CUT 05900



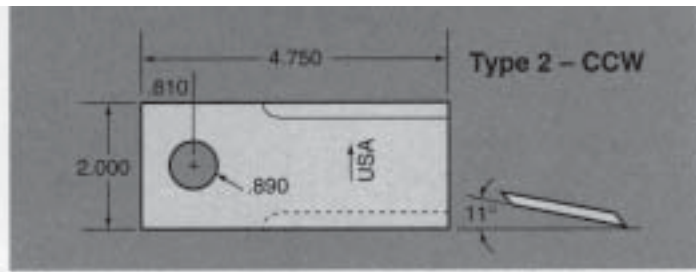
PART NO.
CUT 05901



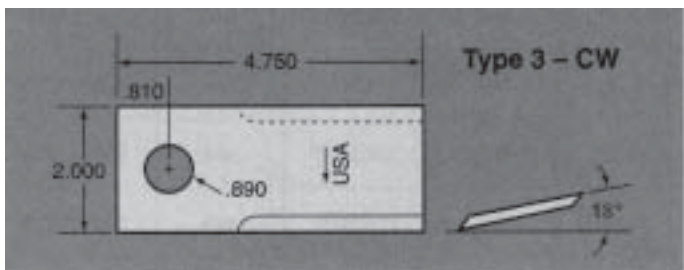
PART NO.
CUT 05917



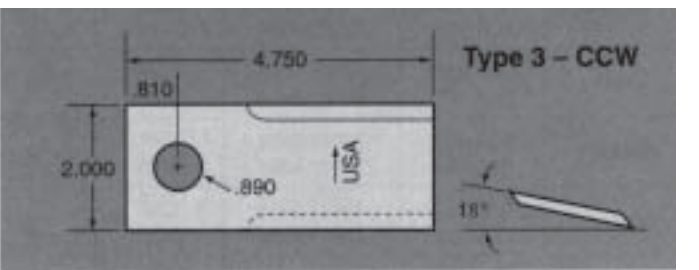
PART NO.
CUT 05916



PART NO.
CUT 05927



PART NO.
CUT 05928



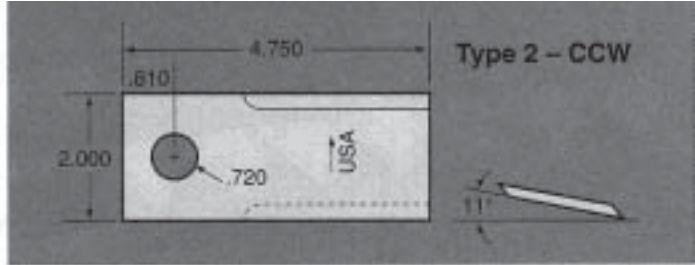
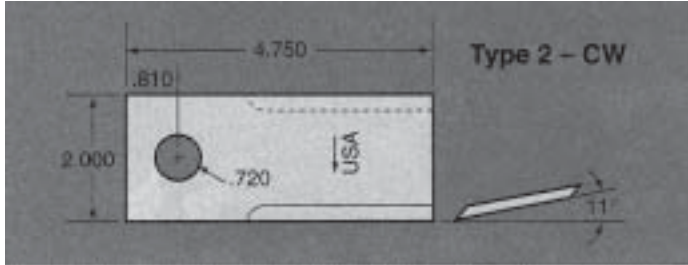
PART NO.	REPLACES	APPLICATION	STYLE
CUT 05900	526215	DM7, DM8, DM9, DM18, DM19, HM5, HM7, HM8	2
CUT 05901	526216		
CUT 05917	527746	DM5406, 5407, 5408, 5409	2
CUT 05916	527747		
CUT 05927	527748	High lift DM70, DM80, DM90, DM180, DM190, HM2007, HM2008, HM2009	3
CUT 05928	527749		

Disc Mower Knives for Case

Packaged 6 per Blister Box CW= Clockwise (right-handed) CCW = Counter clockwise (left-handed)

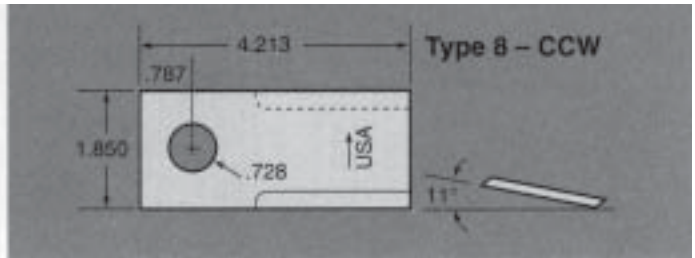
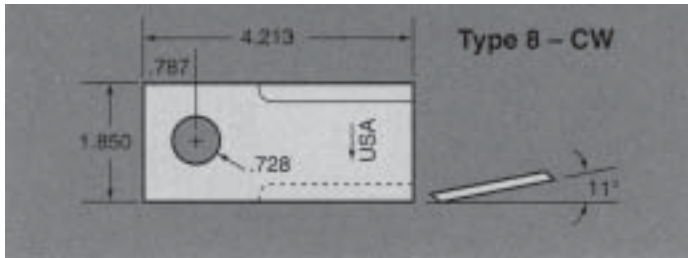
PART NO.
CUT 05900

PART NO.
CUT 05901



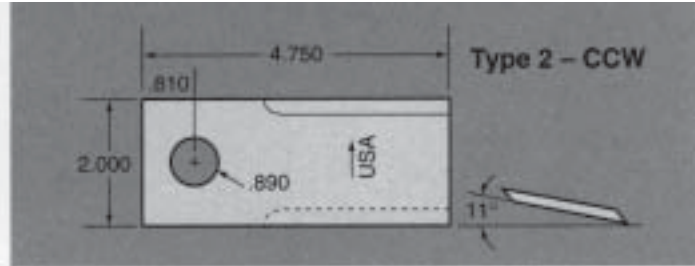
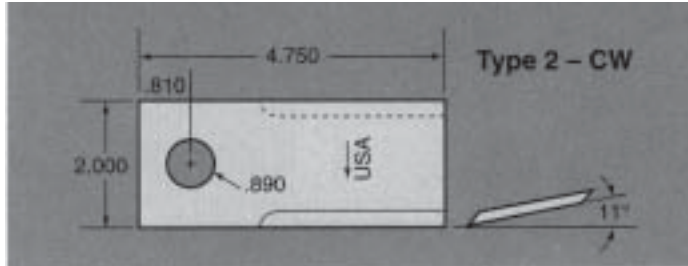
PART NO.
CUT 05905

PART NO.
CUT 05906



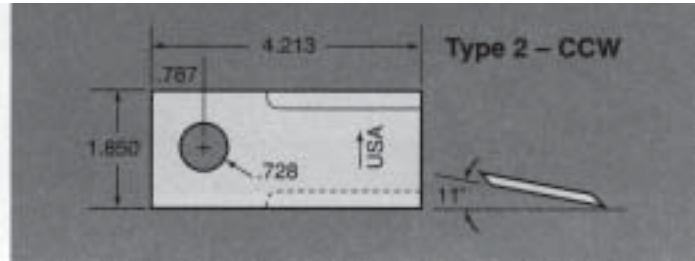
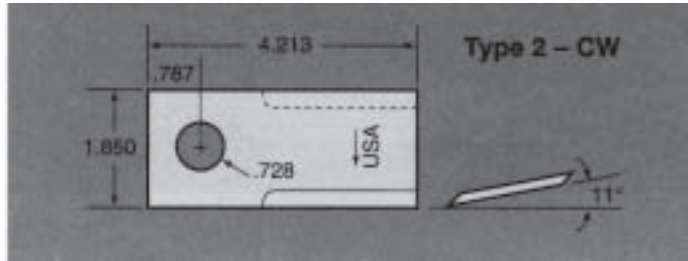
PART NO.
CUT 05917

PART NO.
CUT 05916



PART NO.
CUT 05915

PART NO.
CUT 05914

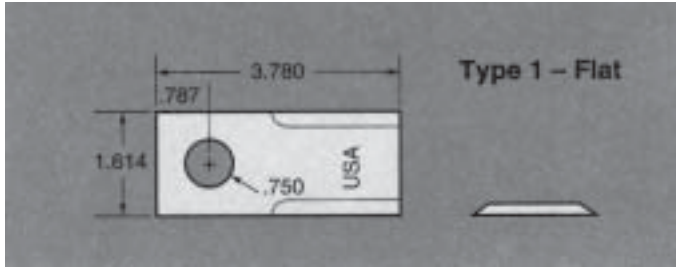


PART NO.	REPLACES	APPLICATION	STYLE
CUT 05900	ZA526215	With Standard Disc - 3204, 3205, 3206, 3309	2
CUT 05901	ZA526216		
CUT 05917	ZA113384A1, 527746	With Heavy Duty Disc - 3204, 3205, 3206, 3309	2
CUT 05916	ZA113385A1, 527747		
CUT 05905	700713983	8309, 8312, 8315, 8850, DC515, 725, DCX101, DCX131, DCX161	8
CUT 05906	700713984		
CUT 05915	700711857	Bevel up 8309, 8312, 8315, 8850, DC515, 725, DCX101, DCX131, DCX161	2
CUT 05914	700711858		
CUT 05985	3164894R1	3104, 3106	8

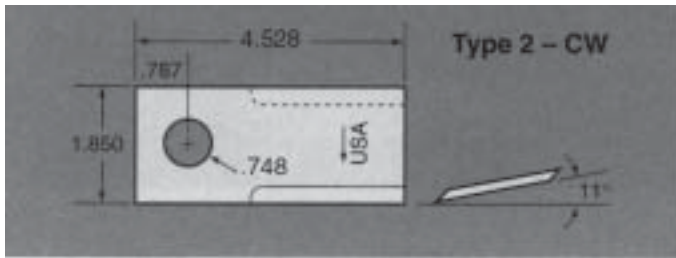
Disc Mower Knives for Claas

Packaged 6 per Blister Box CW= Clockwise (right-handed) CCW = Counter clockwise (left-handed)

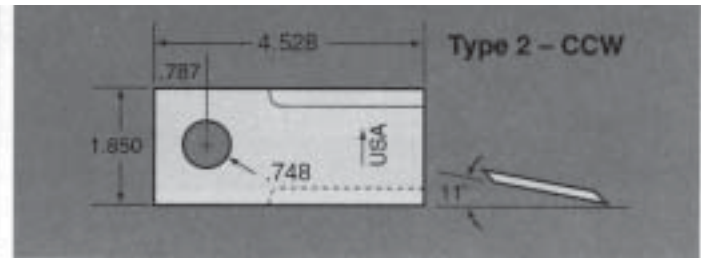
PART NO.
CUT 05904



PART NO.
CUT 05929



PART NO.
CUT 05930



PART NO.	REPLACES	APPLICATION	STYLE
CUT 05904	978241.3		1
CUT 05929	950042	Disco 260, 2650, 2650C, 3000, 3000AC, 3000TC, 3000TRC, 3050, 3050FC, 3450, 8550C, 8700C	2
CUT 05930	952043	3050C, 3050FC, 3450, 8550C, 8700C	

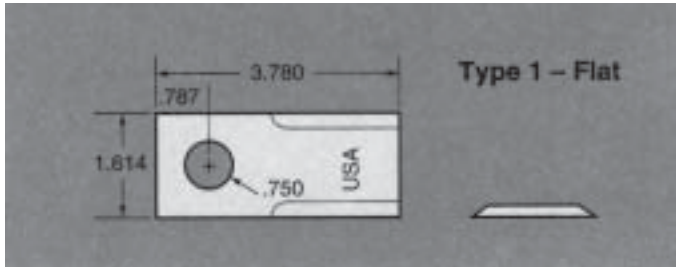
The Westward Parts Services Ltd. Duplicate Parts listed in this catalogue are made for Westward Parts Services Ltd. These parts are engineered to meet or exceed the specifications of the original manufacturer's part, but are not represented to be parts manufactured by OEM. References to OEM names or part numbers are for identification purposes only. The referenced OEM names are registered trademarks or trade names of those companies.

Disc Mower Knives for Deutz-Fahr

Packaged 6 per Blister Box CW= Clockwise (right-handed) CCW = Counter clockwise (left-handed)

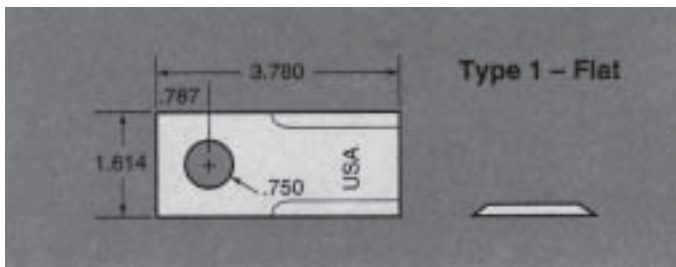
PART NO.

CUT 05904



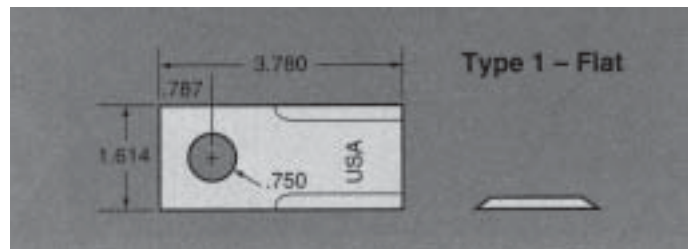
PART NO.

CUT 05931



PART NO.

CUT 05932

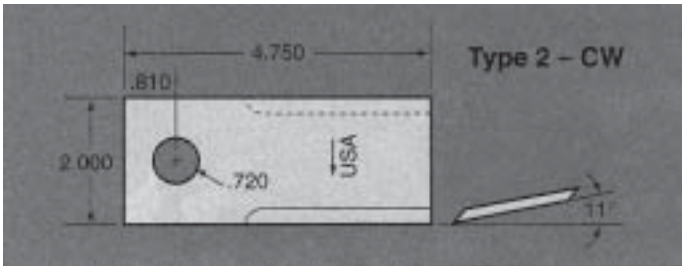


PART NO.	REPLACES	APPLICATION	STYLE
CUT 05904	11012030115, 06561542	KM20, KM22, KM25, KM25F	1
CUT 05931	9775160	KM20, KM222, KM252, KM25	1
CUT 05932	1101203011500		
CUT 05993	1101901027120		1
CUT 05994	1101901028200		1
CUT 05995	1101701015300		1

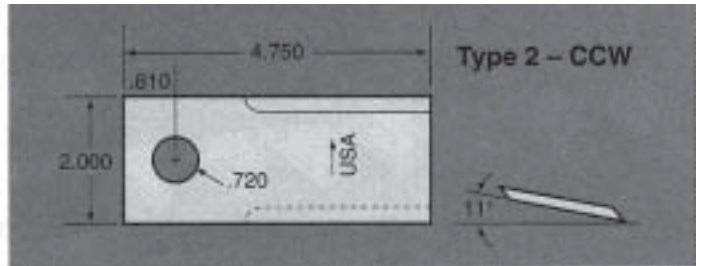
Disc Mower Knives for Fella

Packaged 6 per Blister Box CW= Clockwise (right-handed) CCW = Counter clockwise (left-handed)

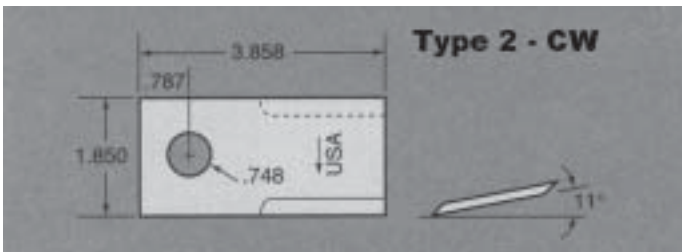
PART NO.
CUT 05900



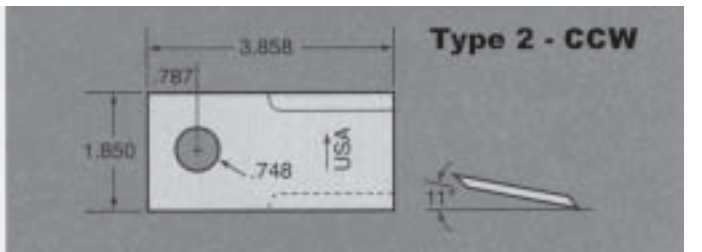
PART NO.
CUT 05901



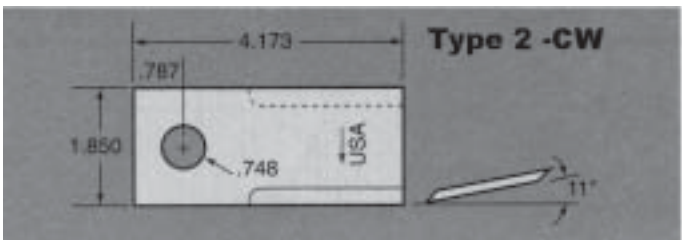
PART NO.
CUT 05919



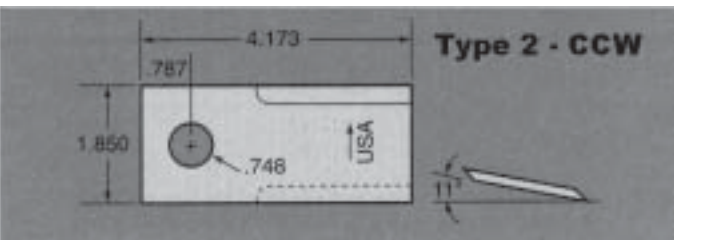
PART NO.
CUT 05918



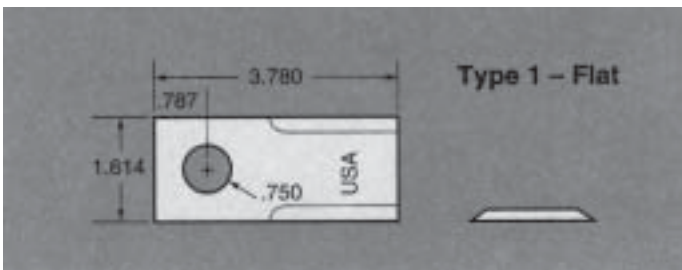
PART NO.
CUT 05935



PART NO.
CUT 05936



PART NO.
CUT 05904

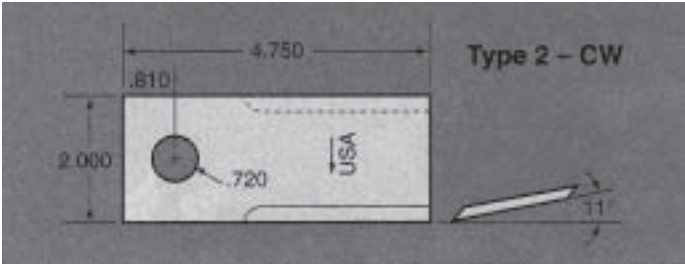


PART NO.	REPLACES	APPLICATION	STYLE
CUT 05900	478641, 111725, 478650	SM120	2
CUT 05901	478646, 111724, 478649		
CUT 05919	121713	SM165, SM215,	2
CUT 05918	121712	Prior to 1990	
CUT 05935	122330	SM165, SM206,	2
CUT 05936	122329	SM165, SM206,	
		SM215, SM240,	
		After 1990	
CUT 05904	477740, 116954		1
CUT 05986	116948		

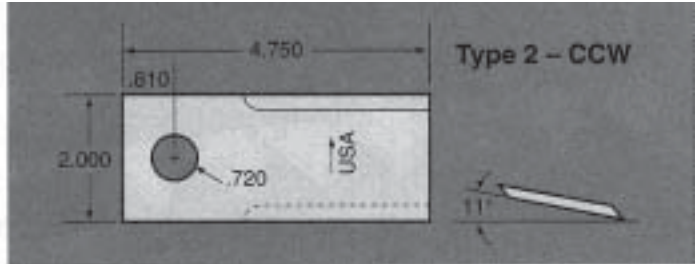
Disc Mower Knives for Gehl

Packaged 6 per Blister Box CW= Clockwise (right-handed) CCW = Counter clockwise (left-handed)

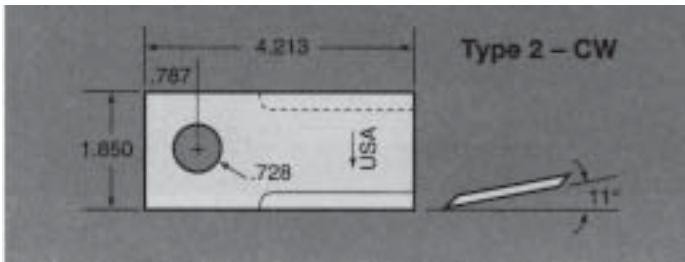
PART NO.
CUT 05900



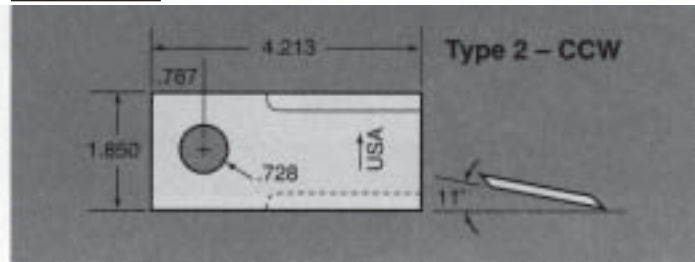
PART NO.
CUT 05901



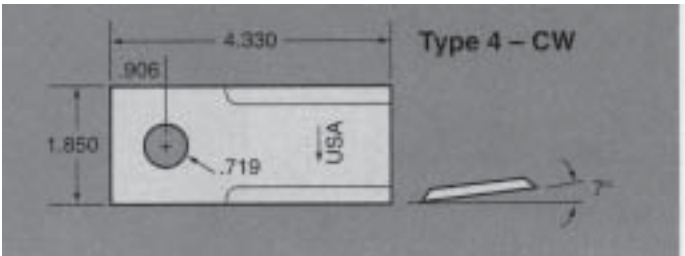
PART NO.
CUT 05915



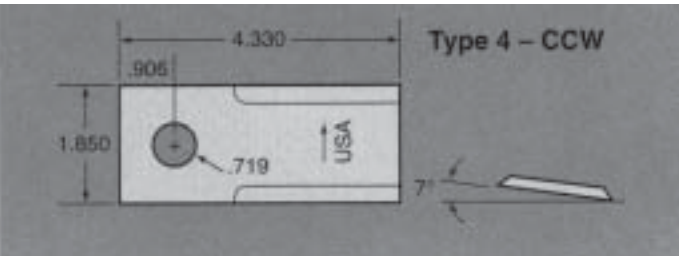
PART NO.
CUT 05914



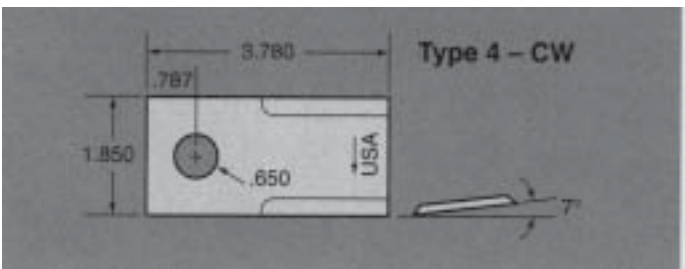
PART NO.
CUT 05937



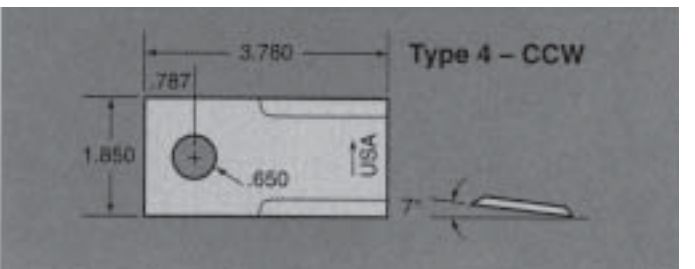
PART NO.
CUT 05938



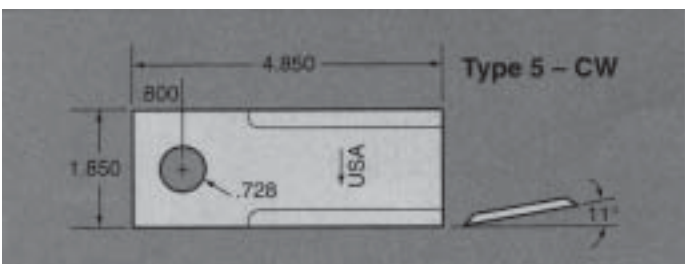
PART NO.
CUT 05913



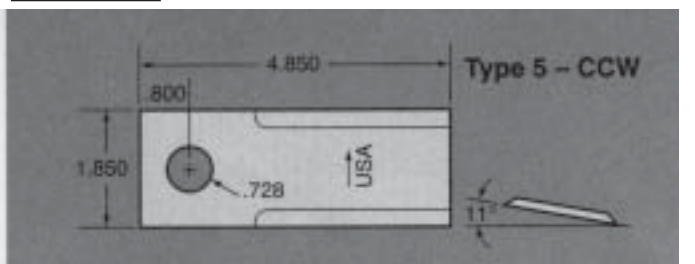
PART NO.
CUT 05912



PART NO.
CUT 05909



PART NO.
CUT 05908



Disc Mower Knives for Gehl (continued)

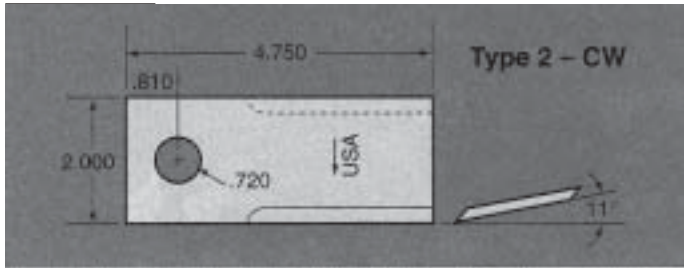
Packaged 6 per Blister Box CW= Clockwise (right-handed) CCW = Counter clockwise (left-handed)

PART NO.	REPLACES	APPLICATION	STYLE
CUT 05900	604659	140, 160, 2310, 2350, 2330 to Serial No. 2226	2
CUT 05901	604658	2245	
CUT 05915	612635, 90261559	2330 Serial No. 2227 and up	2
CUT 05914	612634, 90261560		
CUT 05937	113269	1162, 1165, 2345, 2365, 2412	4
CUT 05938	113268		
CUT 05913	613727, 56151310	With Standard Disc - 162	4
CUT 05912	613728, 56151210		
CUT 05909	125446, 56451300	With Heavy Duty Disc - 162, also 165, 2340, 2360	5
CUT 05908	125447, 56451200		
CUT 05987	126744		

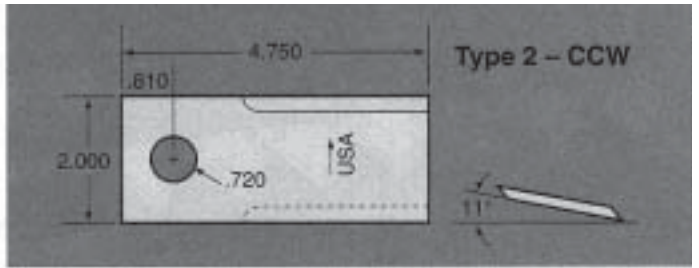
Disc Mower Knives for Greenland/Deutz-Fuhr

Packaged 6 per Blister Box CW= Clockwise (right-handed) CCW = Counter clockwise (left-handed)

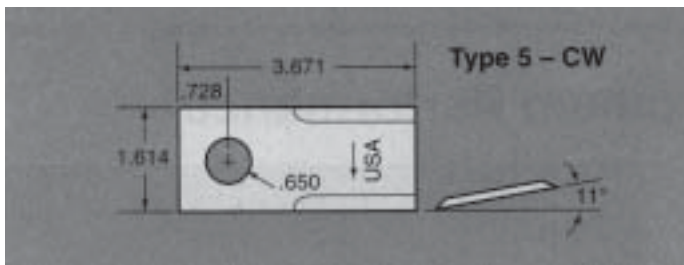
PART NO.
CUT 05900



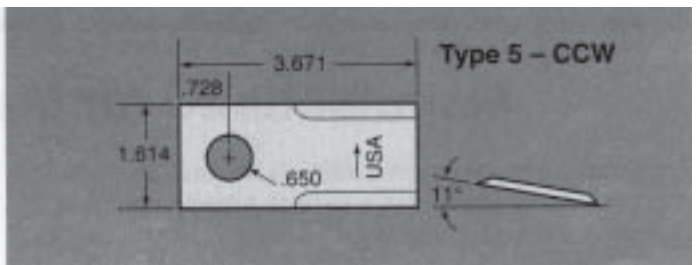
PART NO.
CUT 05901



PART NO.
CUT 05911



PART NO.
CUT 05910

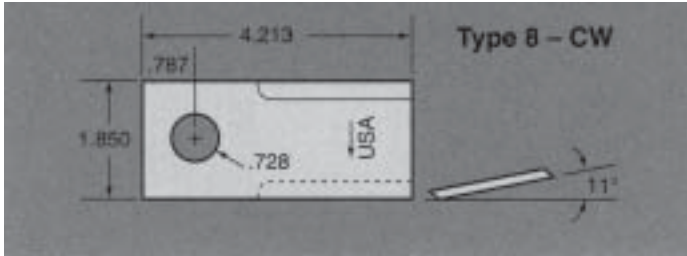


PART NO.	REPLACES	APPLICATION	STYLE
CUT 05900	16507793, 16503364		2
CUT 05901	16507794, 16503363		
CUT 05911	06586566 Also Case OEM #1133940R1		5
CUT 05910	06586567 Also Case OEM #1133939R1		

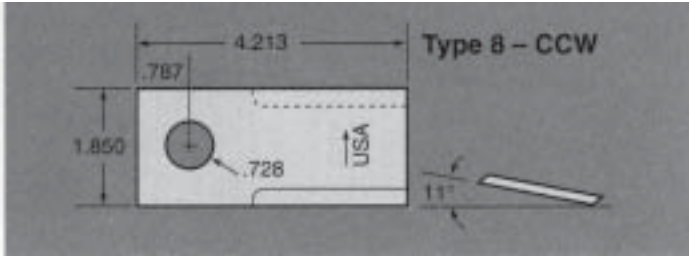
Disc Mower Knives for Hesston

Packaged 6 per Blister Box CW= Clockwise (right-handed) CCW = Counter clockwise (left-handed)

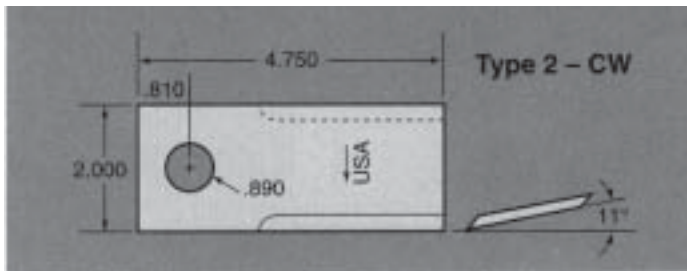
PART NO.
CUT 05905



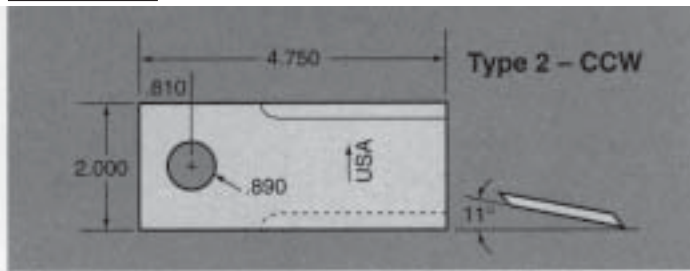
PART NO.
CUT 05906



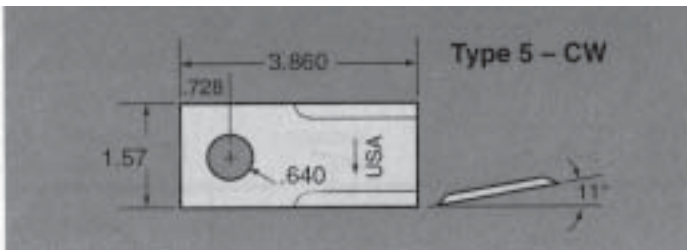
PART NO.
CUT 05917



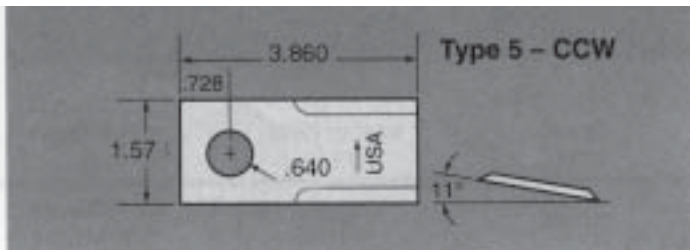
PART NO.
CUT 05916



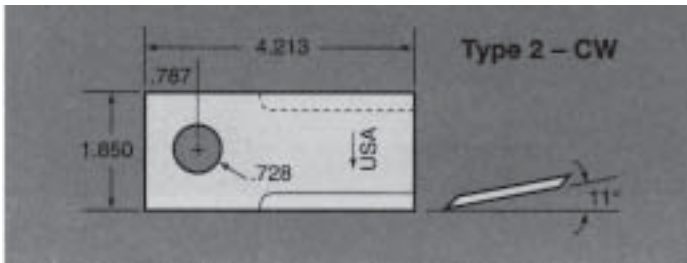
PART NO.
CUT 05953



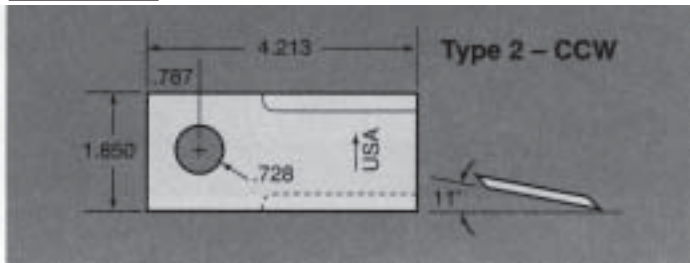
PART NO.
CUT 05952



PART NO.
CUT 05915



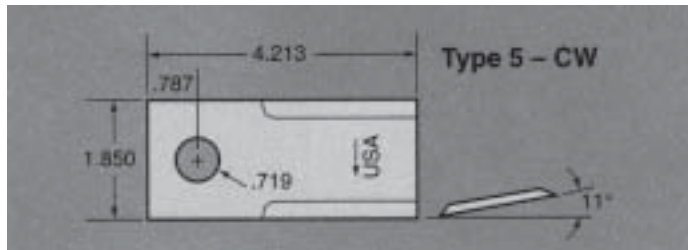
PART NO.
CUT 05914



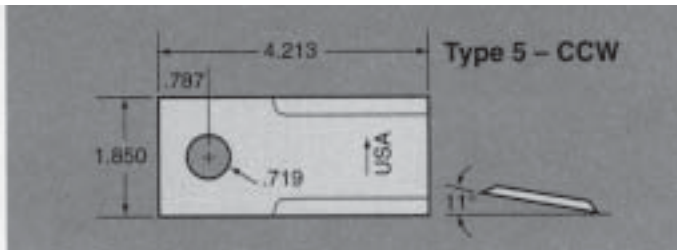
Disc Mower Knives for Hesston (continued)

Packaged 6 per Blister Box CW= Clockwise (right-handed) CCW = Counter clockwise (left-handed)

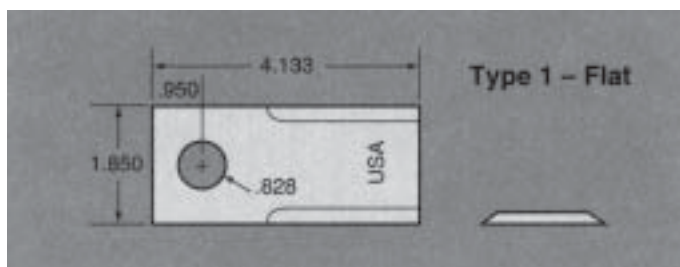
PART NO.
CUT 05942



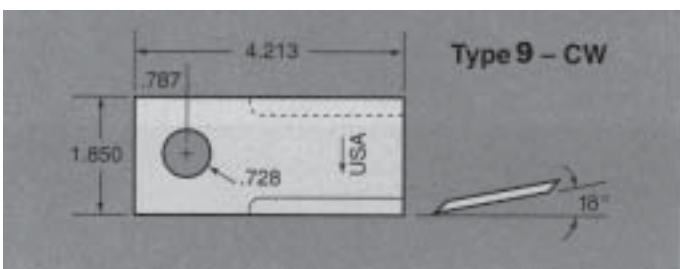
PART NO.
CUT 05943



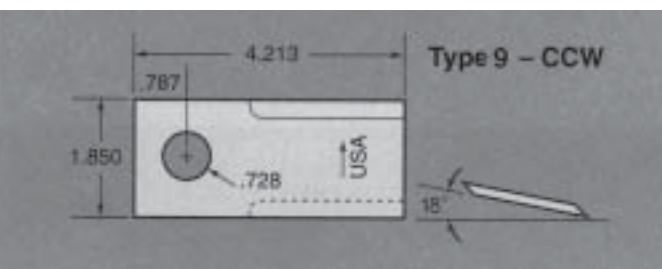
PART NO.
CUT 05941



PART NO.
CUT 05944



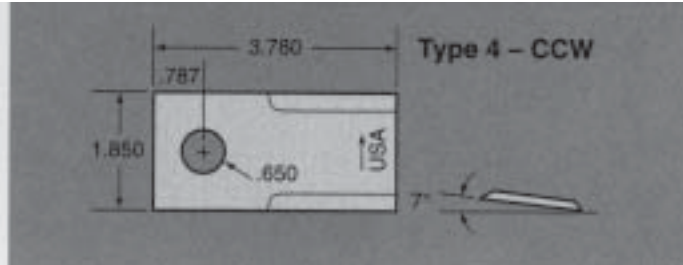
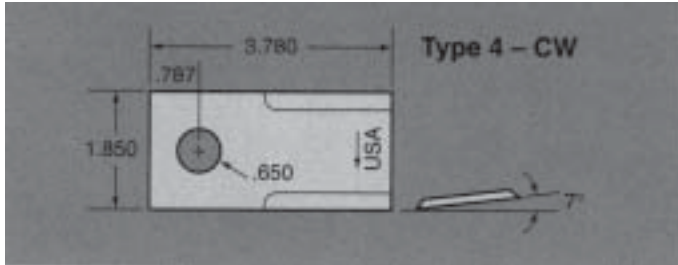
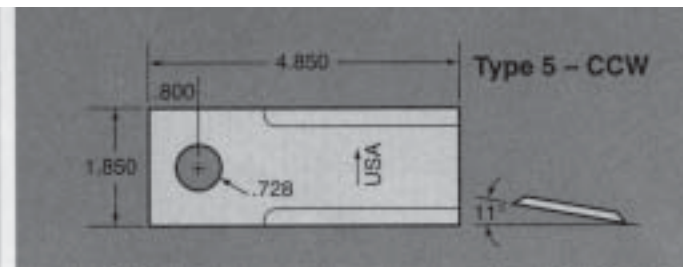
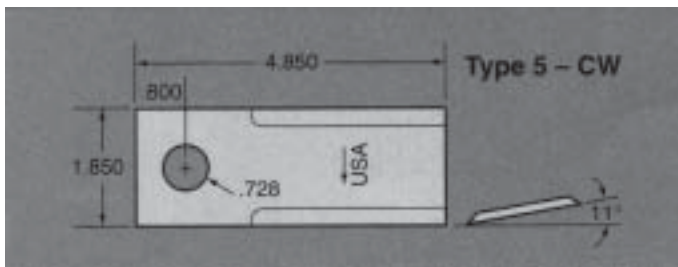
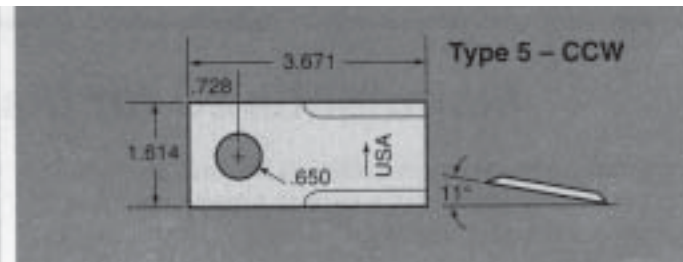
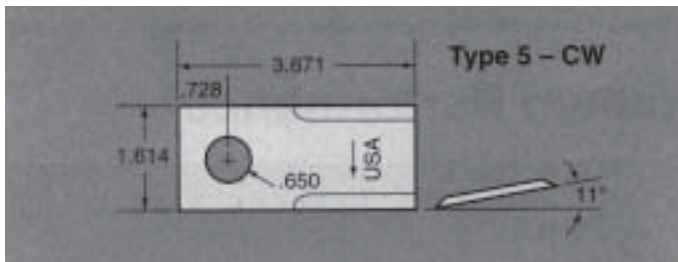
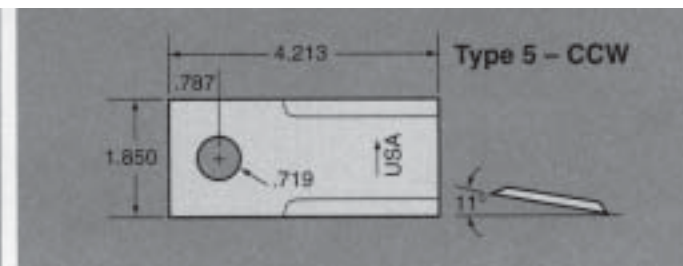
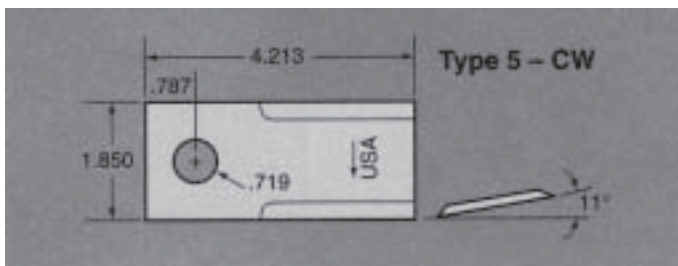
PART NO.
CUT 05945



PART NO.	REPLACES	APPLICATION	STYLE
CUT 05905	700713983	3710, 3717, 8500, 1320, 1340, 1360, 1365, 870	8
CUT 05906	700713984		
CUT 05917	527746	1004, 1006, 1007, 1008, 1320, 1340	2
CUT 05916	527747		
CUT 05953	DM304	1030, 1040, 1050, 1060	5
CUT 05952	DM303		
CUT 05915	700711857	1320, 1340, 1360, 1365, Opposite Bevel	2
CUT 05914	700711858		
CUT 05942	700712888 (Also Case)	1320, 1340, 1360, 1365 (Smaller Hole)	5
CUT 05943	700712889 (Also Case)		
CUT 05941	6616924		1
CUT 05944	700715575 (Also Case)	1320, 1340, 1360, 1365 High Lift Blade	9
CUT 05945	700715576 (Also Case)		

Disc Mower Knives for John Deere

Packaged 6 per Blister Box CW= Clockwise (right-handed) CCW = Counter clockwise (left-handed)

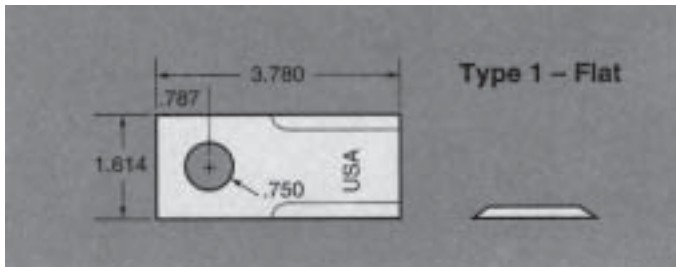
PART NO.
CUT 05913PART NO.
CUT 05912PART NO.
CUT 05909PART NO.
CUT 05908PART NO.
CUT 05911PART NO.
CUT 05910PART NO.
CUT 05942PART NO.
CUT 05943

PART NO.	REPLACES	APPLICATION	STYLE
CUT 05913	CC20501, CC44006	With Standard Disc - 1320, 1326, 1327, 240, 260	4
CUT 05912	CC20500, CC44007		
CUT 05909	CC21781, CC44004	With Heavy Duty Disc - 1320, 1326, 1327, 270	5
CUT 05908	CC21780, CC44005		
CUT 05911	CC19333	270	5
CUT 05910	CC19332		
CUT 05942	CC26781, E80208	1350, 1360, 1460, 1470, 265, 270 910, 920, 930, 915, 925, 935, 945, 955	5
CUT 05943	CC26780, E80206		

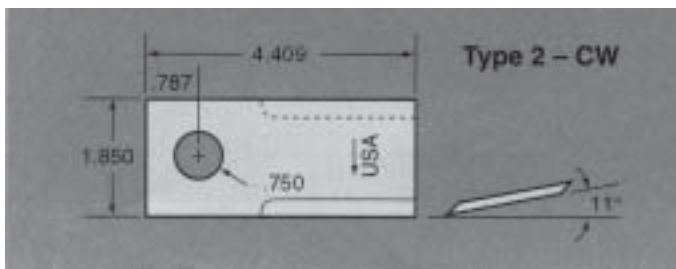
Disc Mower Knives for Krone

Packaged 6 per Blister Box CW= Clockwise (right-handed) CCW = Counter clockwise (left-handed)

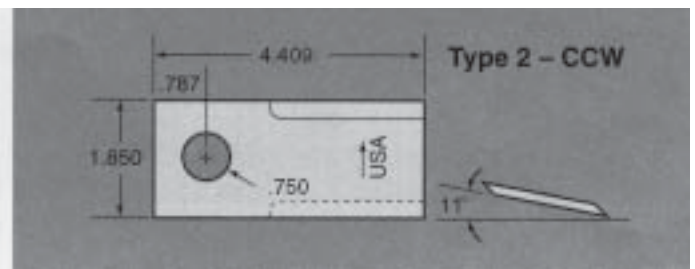
PART NO.
CUT 05904



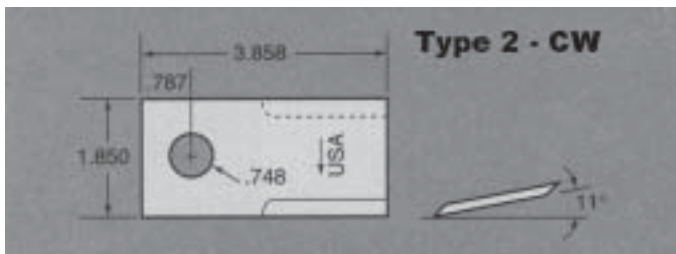
PART NO.
CUT 05946



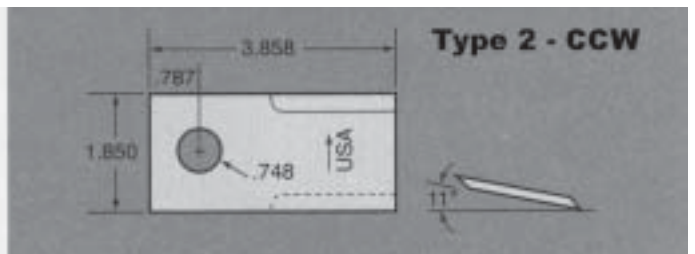
PART NO.
CUT 05947



PART NO.
CUT 05919



PART NO.
CUT 05918



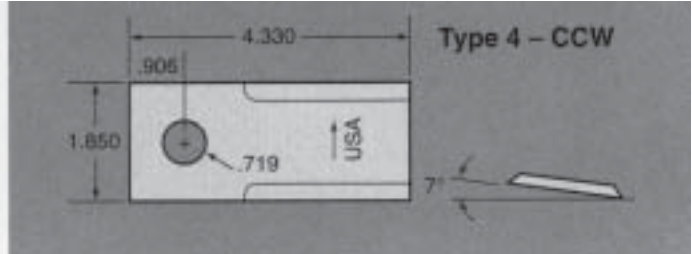
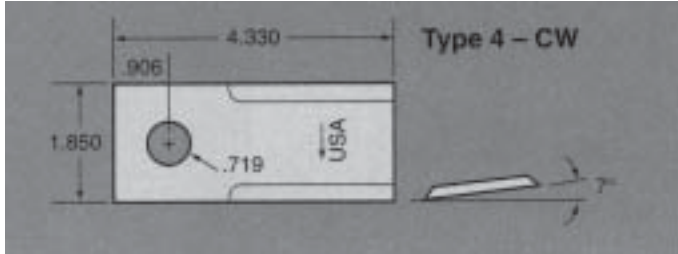
PART NO.	REPLACES	APPLICATION	STYLE
CUT 05904	13712427, 570404		1
CUT 05946	139888	AM203, AM243, AM283	2
CUT 05947	139889	AM323, AM403, 323 Shaft Drive	
CUT 05918	121713	214, 281	2
CUT 05919	121712		
CUT 05956	1448251		6
CUT 05957	1448261		
CUT 05958	1466901		2
CUT 05959	1466911		
CUT 05961	1473025		2
CUT 05962	1474195		

Disc Mower Knives for Kuhn

Packaged 6 per Blister Box CW= Clockwise (right-handed) CCW = Counter clockwise (left-handed)

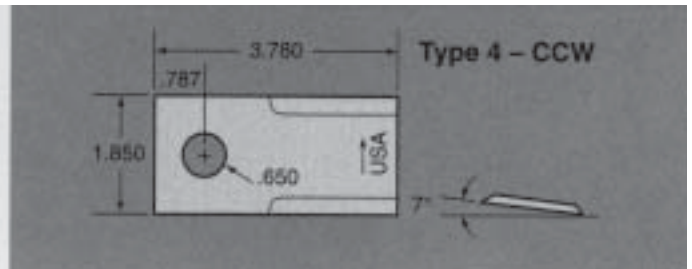
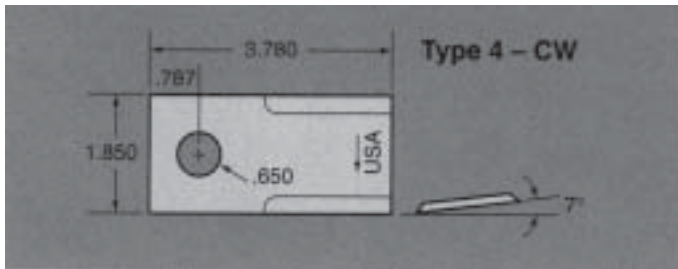
PART NO.
CUT 05937

PART NO.
CUT 05938



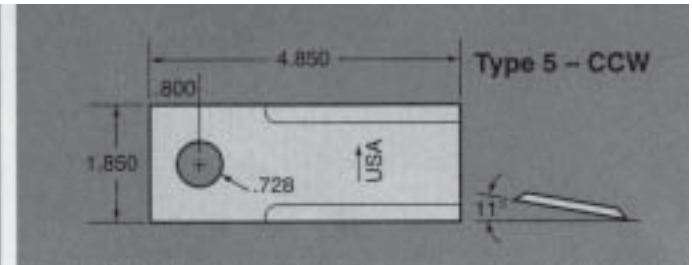
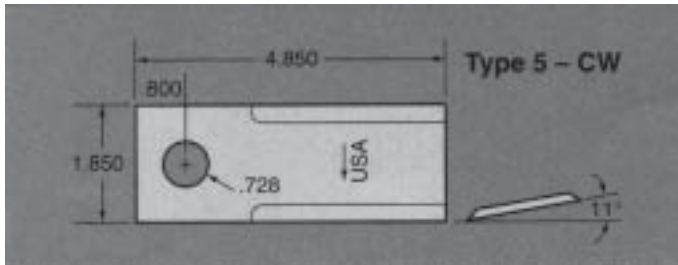
PART NO.
CUT 05913

PART NO.
CUT 05912

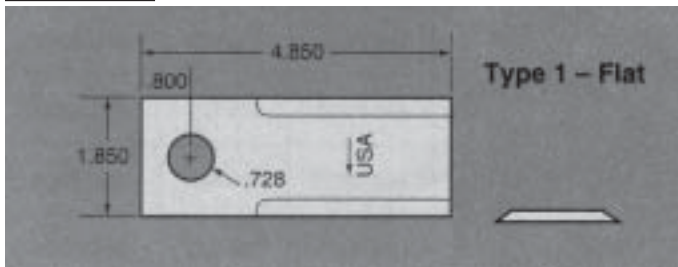


PART NO.
CUT 05909

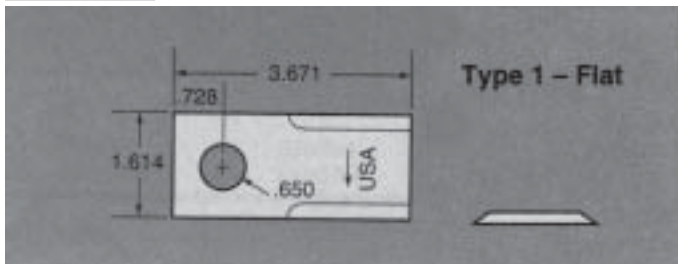
PART NO.
CUT 05908



PART NO.
CUT 05933



PART NO.
CUT 05907



Disc Mower Knives for Kuhn (continued)

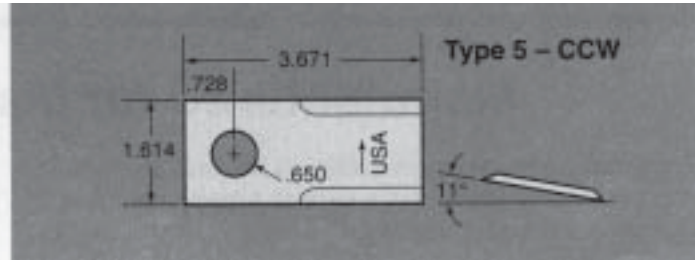
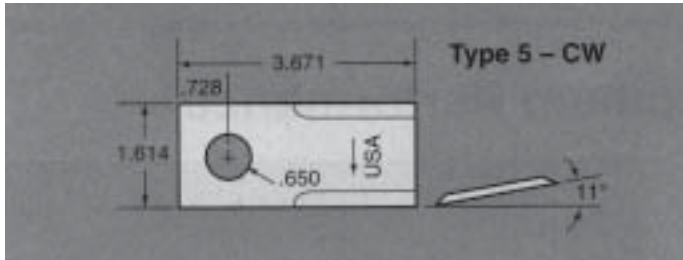
Packaged 6 per Blister Box CW= Clockwise (right-handed) CCW = Counter clockwise (left-handed)

PART NO.

CUT 05911

PART NO.

CUT 05910



CUT 05937	55903310	GMD400, 500, 600, 700, 902, 800	4
CUT 05938	55903210	FC250, 300, 350, 202, 280, 313,243,283,4000,883	
CUT 05913	56151310	With Standard Disc - GMD44, 55, 66	4
CUT 05912	56151210		
CUT 05909	56451300	With HD Disc - GMD44HD, 55HD, 66HD, 77HD	5
CUT 05908	56451200		
CUT 05933	56451210	With HD Disc - GMD44HD, 55HD, 66HD, 77HD	1
CUT 05907	56150000	GMD 41,55,66	1
CUT 05911	56151300	GMD Std. Mowers before 1976	5
CUT 05910	56151200		
CUT 05960	56110400		
CUT 05988	56110300		Top Bevel V Blade

Disc Mower Knives for Lely

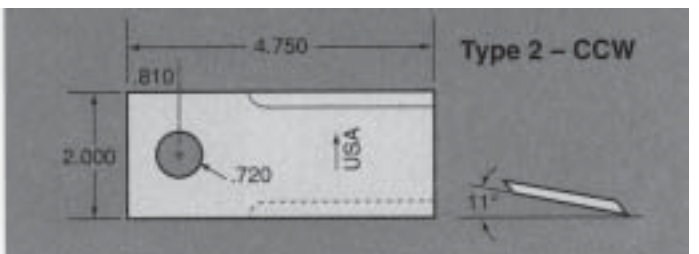
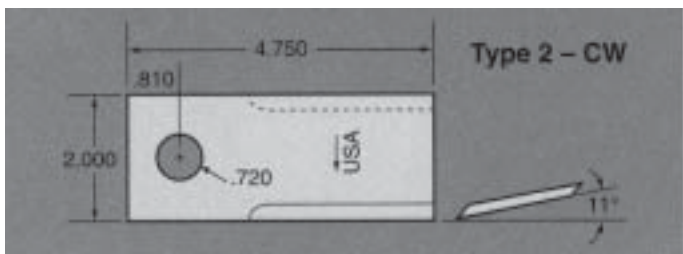
Packaged 6 per Blister Box CW= Clockwise (right-handed) CCW = Counter clockwise (left-handed)

PART NO.

CUT 05900

PART NO.

CUT 05901



PART NO.	REPLACES	APPLICATION	STYLE
CUT 05900	4120114740	165, 205, 240, 280, 320	2
CUT 05901	4120114730		

Disc Mower Knives for M & W

Packaged 6 per Blister Box CW= Clockwise (right-handed) CCW = Counter clockwise (left-handed)

PART NO.
CUT 05963

PART NO.
CUT 05964

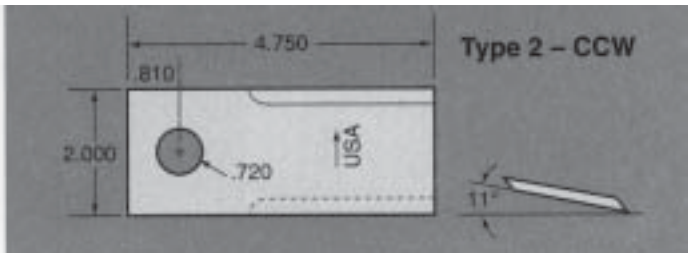
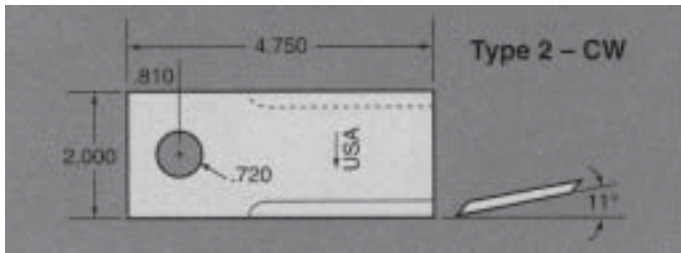
PART NO.	REPLACES	APPLICATION	STYLE
CUT 05963	3238725		5
CUT 05964	3238726		

Disc Mower Knives for Massey Ferguson

Packaged 6 per Blister Box CW= Clockwise (right-handed) CCW = Counter clockwise (left-handed)

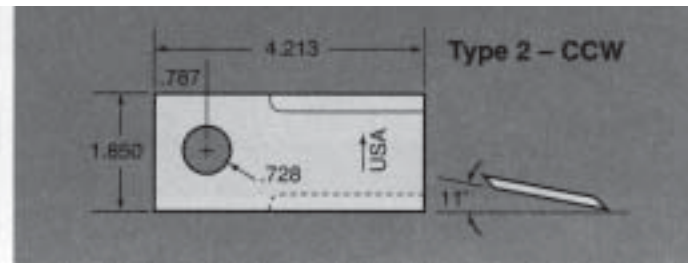
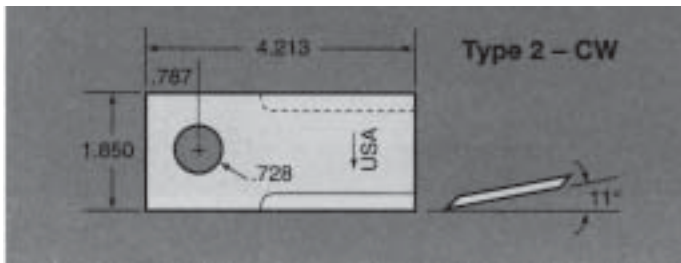
PART NO.
CUT 05900

PART NO.
CUT 05901



PART NO.
CUT 05915

PART NO.
CUT 05914



PART NO.	REPLACES	APPLICATION	STYLE
CUT 05900	37302226M1	MF127	2
CUT 05901	37302225M1		
CUT 05915	37302224M1	MF125	2
CUT 05914	37302223M1		

The Westward Parts Services Ltd. Duplicate Parts listed in this catalogue are made for Westward Parts Services Ltd. These parts are engineered to meet or exceed the specifications of the original manufacturer's part, but are not represented to be parts manufactured by OEM.

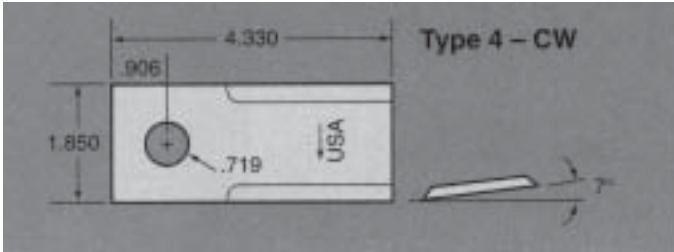
References to OEM names or part numbers are for identification purposes only.

The referenced OEM names are registered trademarks or trade names of those companies.

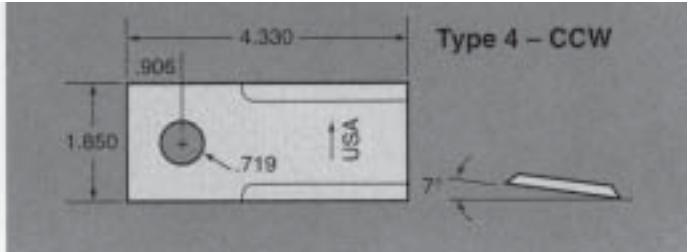
Disc Mower Knives for New Holland

Packaged 6 per Blister Box CW= Clockwise (right-handed) CCW = Counter clockwise (left-handed)

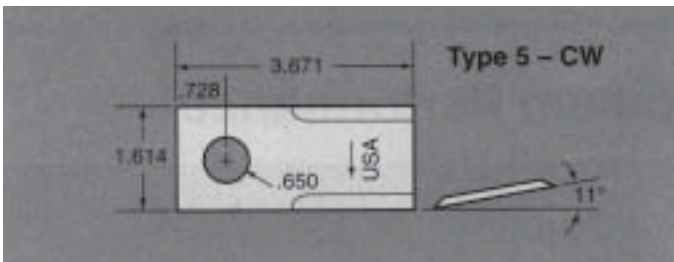
PART NO.
CUT 05937



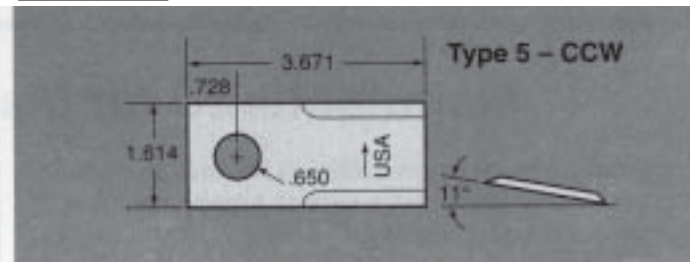
PART NO.
CUT 05938



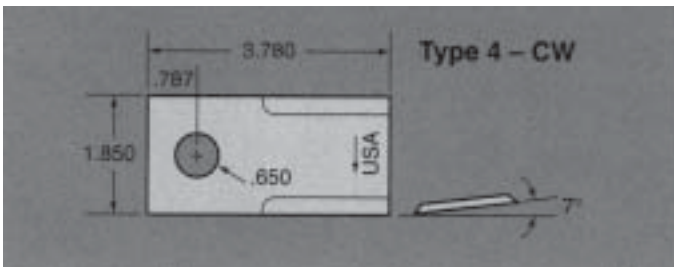
PART NO.
CUT 05911



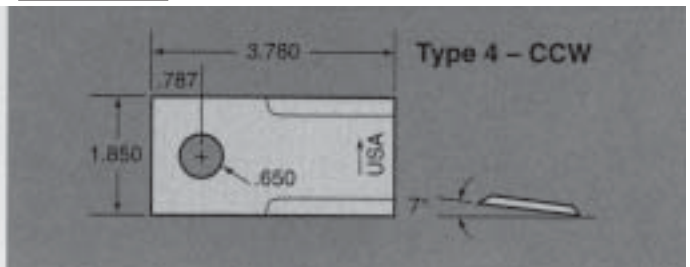
PART NO.
CUT 05910



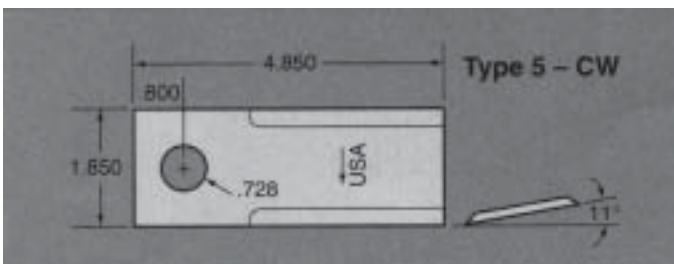
PART NO.
CUT 05913



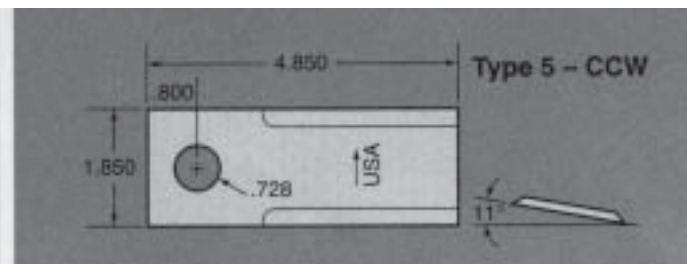
PART NO.
CUT 05912



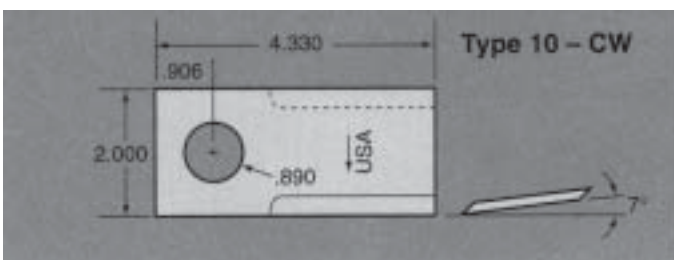
PART NO.
CUT 05909



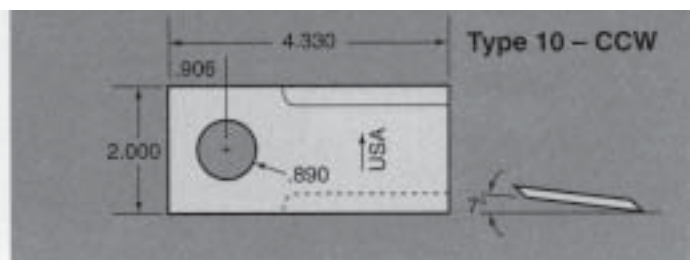
PART NO.
CUT 05908



PART NO.
CUT 05925



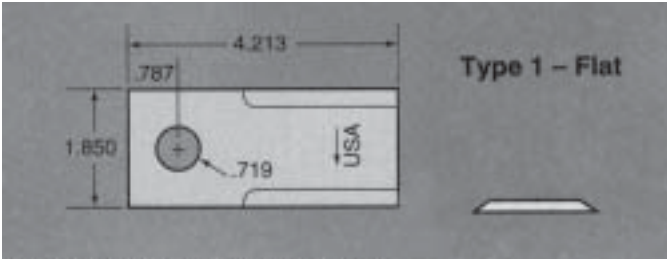
PART NO.
CUT 05926



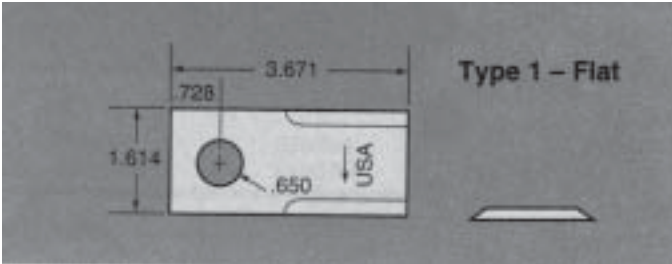
Disc Mower Knives For New Holland (continued)

Packaged 6 per Blister Box CW= Clockwise (right-handed) CCW = Counter clockwise (left-handed)

PART NO.
CUT 05934

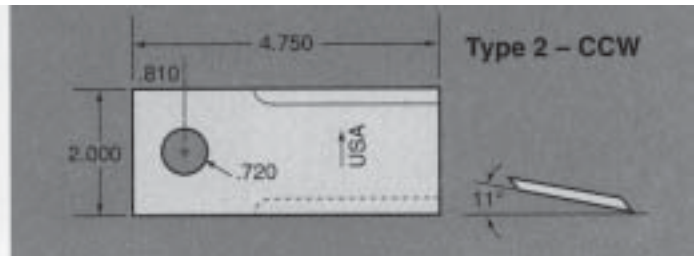
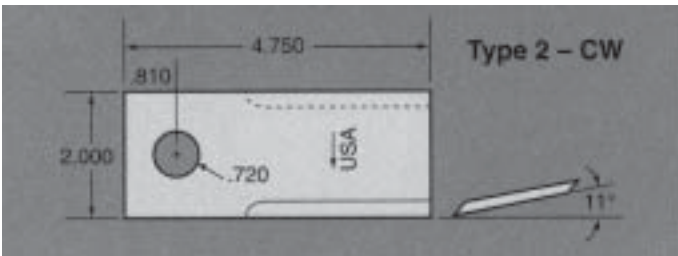


PART NO.
CUT 05907



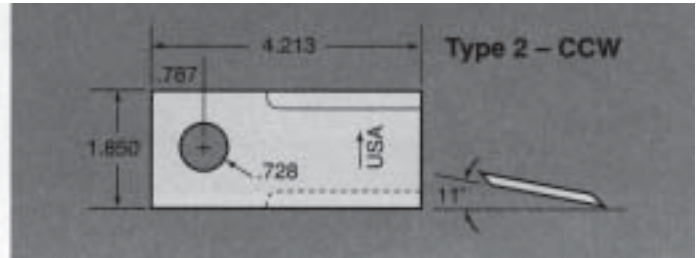
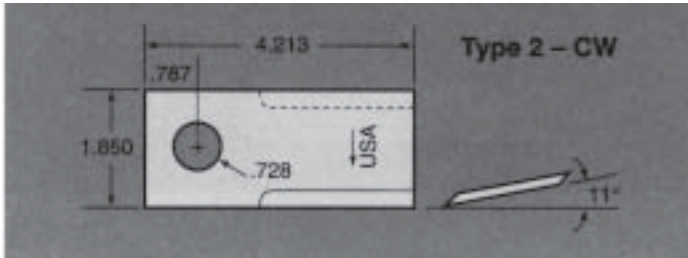
PART NO.
CUT 05900

PART NO.
CUT 05901



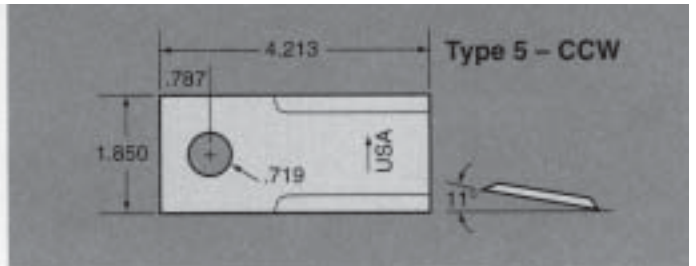
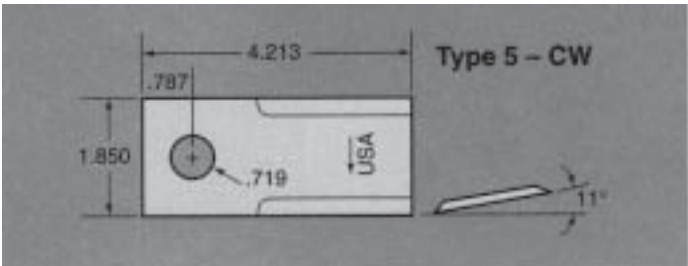
PART NO.
CUT 05915

PART NO.
CUT 05914



PART NO.
CUT 05942

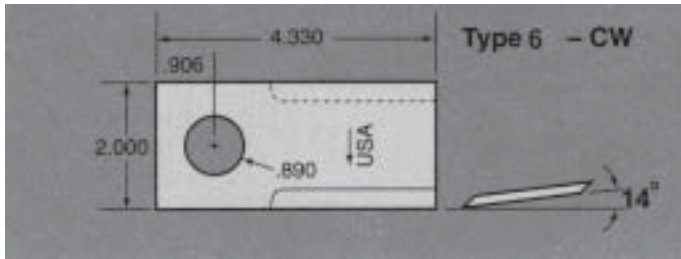
PART NO.
CUT 05943



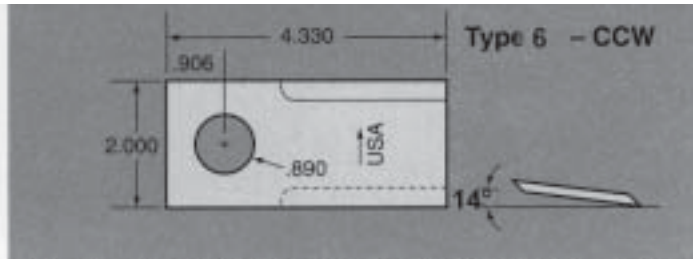
Disc Mower Knives For New Holland (continued)

Packaged 6 per Blister Box CW= Clockwise (right-handed) CCW = Counter clockwise (left-handed)

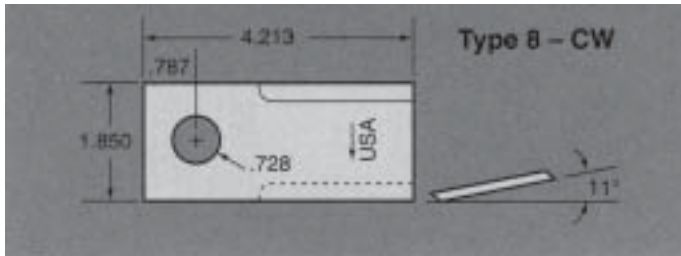
PART NO.
CUT 05939



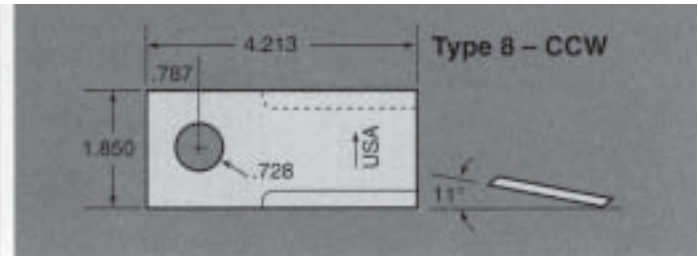
PART NO.
CUT 05940



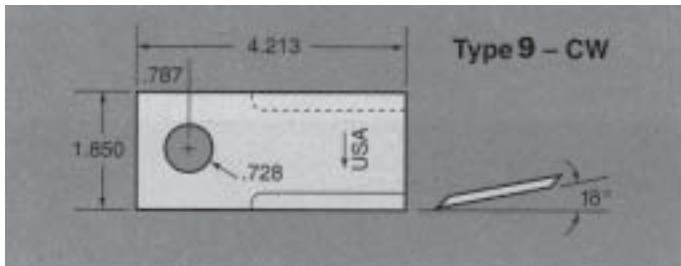
PART NO.
CUT 05905



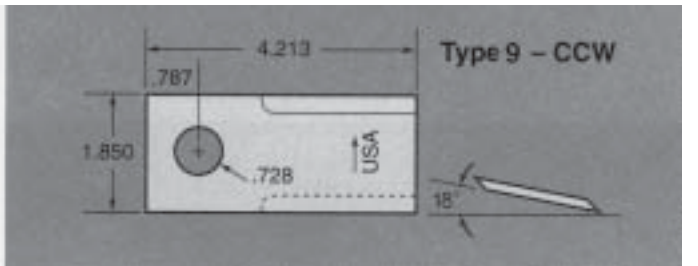
PART NO.
CUT 05906



PART NO.
CUT 05944



PART NO.
CUT 05945



PART NO.	REPLACES	APPLICATION	STYLE
CUT 05937	853819	408, 411, 412, 415	4
CUT 05938	853820		
CUT 05911	274097	442, 462, up to Serial #51121643	5
CUT 05910	274096		
CUT 05913	766727	With Standard Disc - 442, 452, 462 after Serial # 51121643	4
CUT 05912	766726		
CUT 05909	784221	With HD Disc - 442, 452, 462, 463, 465	5
CUT 05908	784220		
CUT 05925	9847683	615, 616, 617, 1411, 1412, 1431, 1432, 1441, 1442, 2355, 2331 and 2332	10
CUT 05926	9847684		
CUT 05934	853638		1
CUT 05907	274230		1
CUT 05900	86625665		2
CUT 05901	86625666		
CUT 05915	86625667		2
CUT 05914	86625668		
CUT 05942	86625669		5
CUT 05943	86625670		
CUT 05939	86561093		6
CUT 05940	86561092		
CUT 05905	86625671		8
CUT 05906	86625672		
CUT 05944	86625673		9
CUT 05945	86625674		

Disc Mower Knives For New Idea

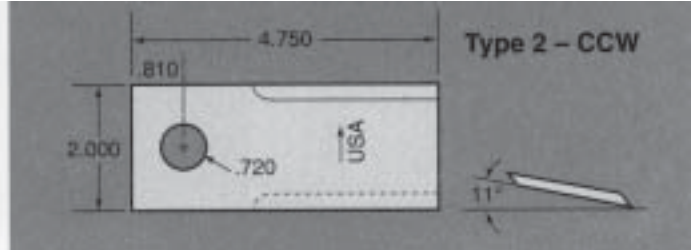
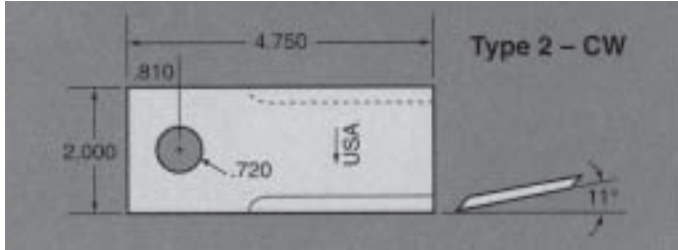
Packaged 6 per Blister Box CW= Clockwise (right-handed) CCW = Counter clockwise (left-handed)

PART NO.

CUT 05900

PART NO.

CUT 05901

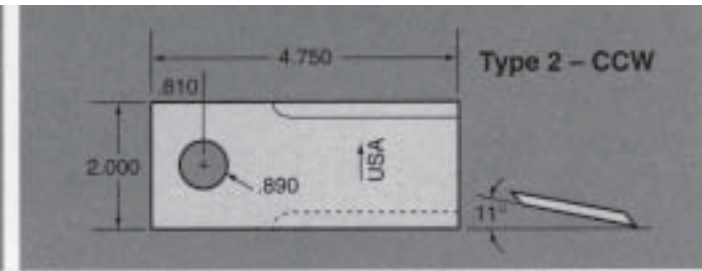
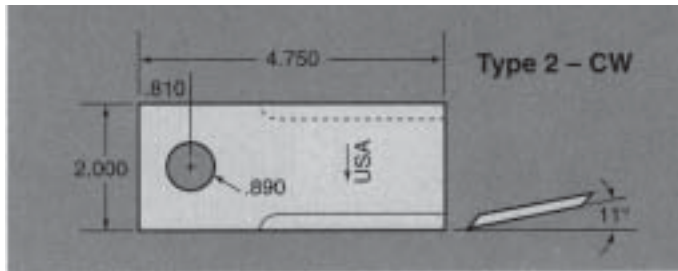


PART NO.

CUT 05917

PART NO.

CUT 05916

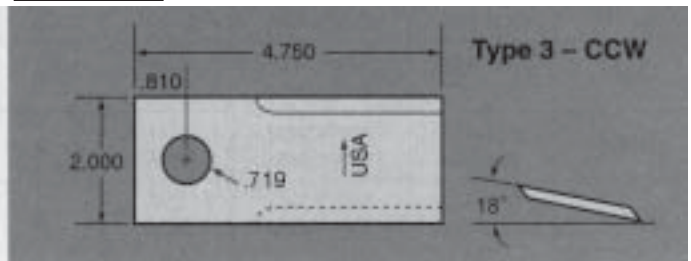
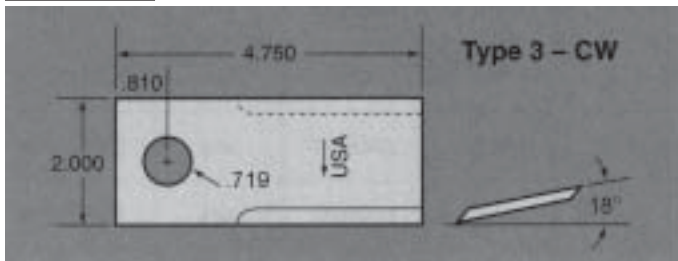


PART NO.

CUT 05948

PART NO.

CUT 05949

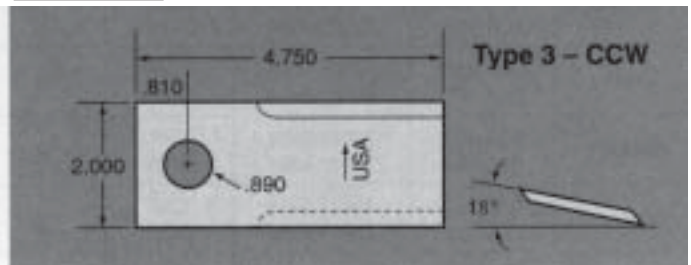
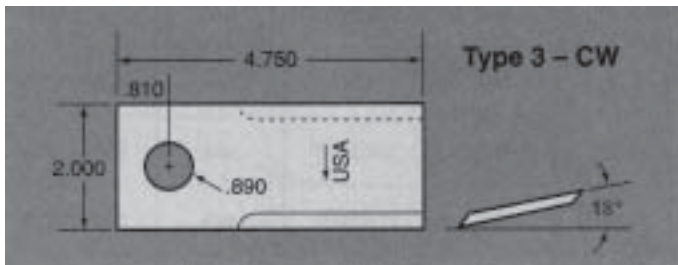


PART NO.

CUT 05927

PART NO.

CUT 05928



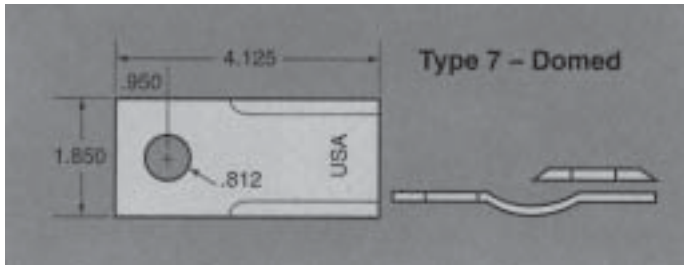
PART NO.	REPLACES	APPLICATION	STYLE
CUT 05900	526215	5209, 5212, 5406, 5407, 5408, 5409	2
CUT 05901	52616	5210 Up to Serial No. 1007481 526, 527, 528	
CUT 05917	527746	5209, 5212, 5406, 5407, 5408, 5409	2
CUT 05916	527747	5210 Serial No. 1007481 and above	
CUT 05948	527330	High lift	3
CUT 05949	527331		
CUT 05927	527748	High Lift	3
CUT 05928	527749		

Disc Mower Knives for PZ Zweegers

Packaged 6 per Blister Box CW= Clockwise (right-handed) CCW = Counter clockwise (left-handed)

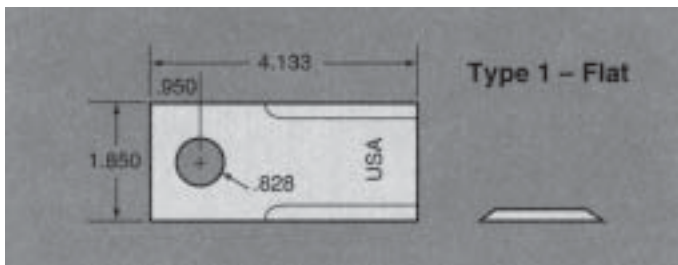
PART NO.

CUT 05921



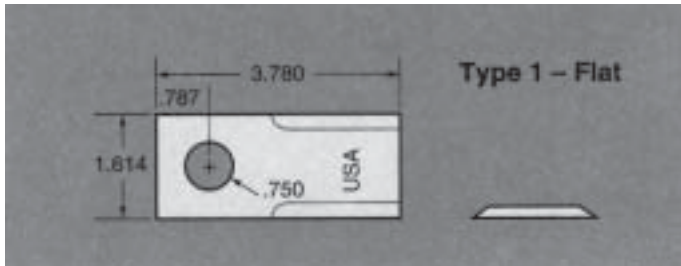
PART NO.

CUT 05941



PART NO.

CUT 05904

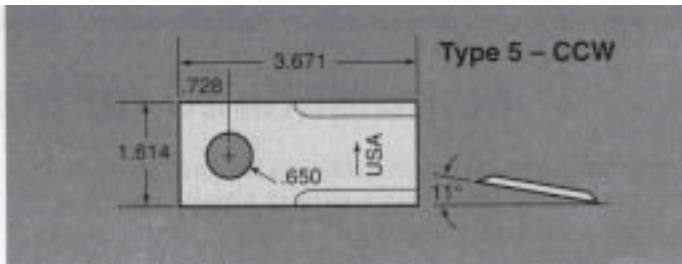
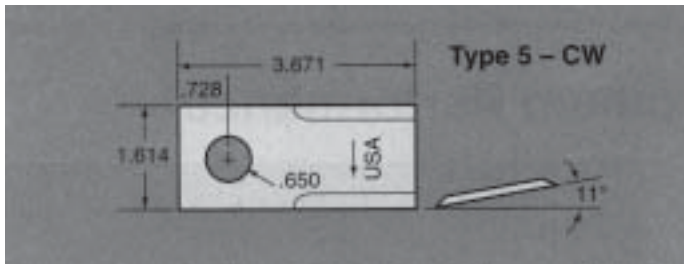


PART NO.

CUT 05911

PART NO.

CUT 05910

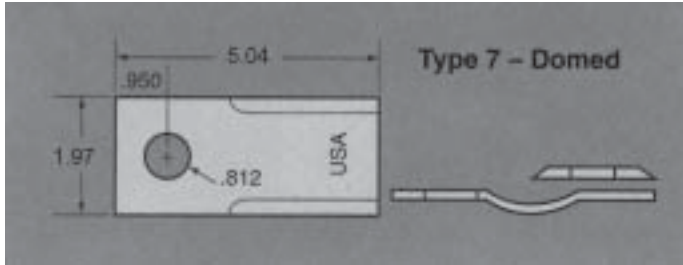


PART NO.	REPLACES	APPLICATION	STYLE
CUT 05921	CM120	CM135, 164, 165, 167, 168, 170, 184, 210, 211, 212, 220	7
CUT 05941	CM15	CM215	1
CUT 05904	MT452S		1
CUT 05911	DM160	230, 265, 275, 320	5
CUT 05910	DM155		5
CUT 05950	TF71		Top Bevel
CUT 05951	TF70		14° Twist
CUT 05952	DM303		5
CUT 05953	DM304		5
CUT 05954	TF97		5

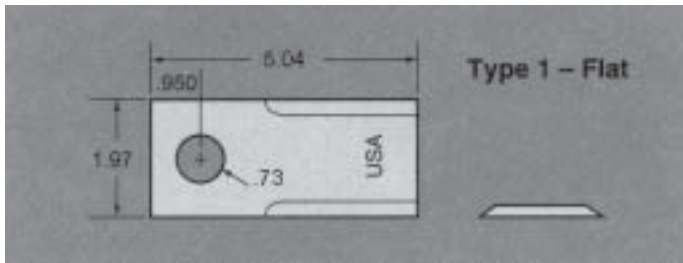
Disc Mower Knives for Taarup

Packaged 6 per Blister Box CW= Clockwise (right-handed) CCW = Counter clockwise (left-handed)

PART NO.
CUT 05920



PART NO.
CUT 05955



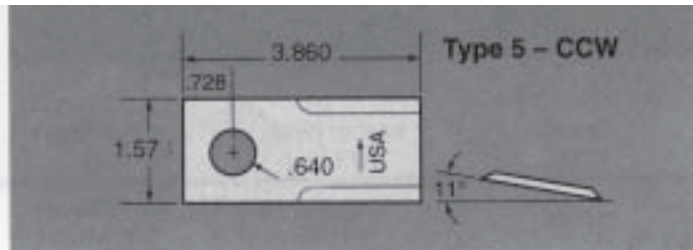
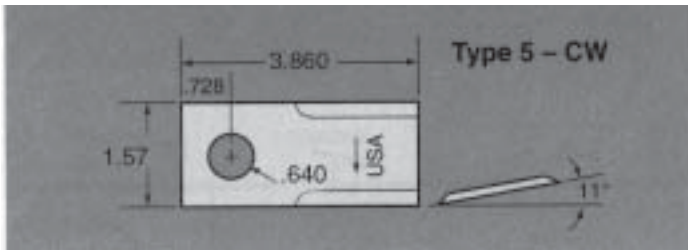
PART NO.	REPLACES	APPLICATION	STYLE
CUT 05920	56110300	204, 205, 206	7
CUT 05955	16530208		1

Disc Mower Knives for Vermeer

Packaged 6 per Blister Box CW= Clockwise (right-handed) CCW = Counter clockwise (left-handed)

PART NO.
CUT 05953

PART NO.
CUT 05952

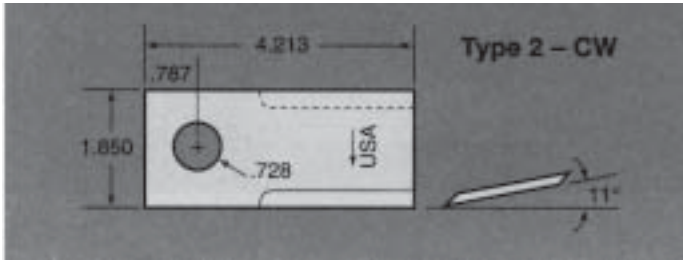


PART NO.	REPLACES	APPLICATION	STYLE
CUT 05953	DM304	230, 275, 320	5
CUT 05952	DM303		
CUT 05921	CM120		7

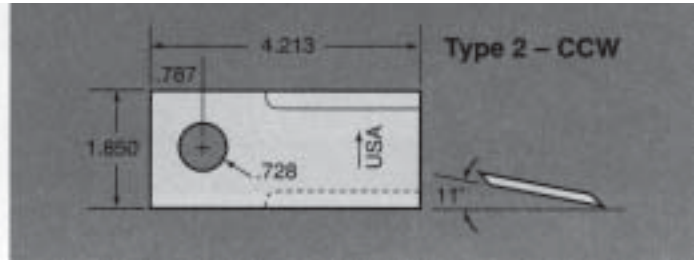
Disc Mower Knives for Vicor

Packaged 6 per Blister Box CW= Clockwise (right-handed) CCW = Counter clockwise (left-handed)

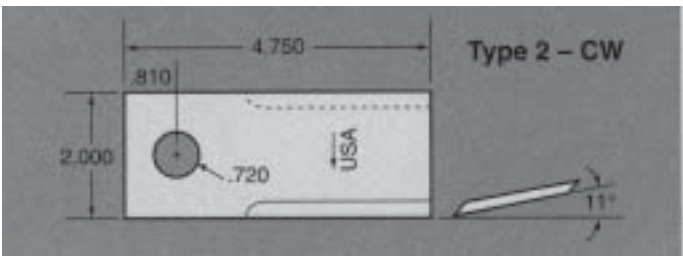
PART NO.
CUT 05915



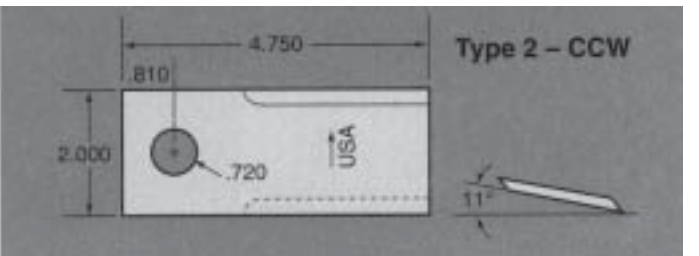
PART NO.
CUT 05914



PART NO.
CUT 05900



PART NO.
CUT 05901




PART NO.	REPLACES	APPLICATION	STYLE
CUT 05915	90261559	AM2800, CM216, CM217, CM220 DMP2800 Late KM281 (with 3 per disc)	2
CUT 05914	90261560		
CUT 05900	58700	AM3200, CM165, 167, 240, 247, 1700 KM240, 241, 321 Early KM281 (with 2 per disc)	2
CUT 05901	58699		

Disc Mower Knives for Freudendahl, Fahrendlose, Welger

Packaged 6 per Blister Box CW= Clockwise (right-handed) CCW = Counter clockwise (left-handed)

PART NO.	REPLACES	APPLICATION	STYLE
CUT 05989	2220101A	Freudendahl	
CUT 05990	2220101B		
CUT 05991	11069	Fahrendlose	
CUT 05992	982150100	Welger	

Mower Components for Bush Hog



PART NO.
CUT 04255

PART NO.	REPLACEMENT FOR	DESCRIPTION	WEIGHT (POUNDS)	MACHINE
CUT 04255	87724	Skid Plate	4.8	Disc Mower

Mower Components for Kuhn



PART NO.
CUT 04256

PART NO.	REPLACEMENT FOR	DESCRIPTION	WEIGHT (POUNDS)	MACHINE
CUT 04256	56190500	Stone Guard	6.2	Disc Mower
CUT 04030	56190600	Stone Guard	6.3	Disc Mower
CUT 04026	56330200	Skid Plate	1.7	Disc Mower



PART NO.
CUT 04030



PART NO.
CUT 04026

Mower Components for Lely



PART NO.	REPLACEMENT FOR	DESCRIPTION	WEIGHT (POUNDS)	MACHINE
CUT 04257	4120120050	Skid Plate	3.7	Disc Mower

PART NO.
CUT 04257

Mower Components for New Idea



PART NO.	REPLACEMENT FOR	DESCRIPTION	WEIGHT (POUNDS)	MACHINE
CUT 04029	526875	Skid Plate	3.2	Disc Mower

PART NO.
CUT 04029

Mower Components for Vicon



PART NO.	REPLACEMENT FOR	DESCRIPTION	WEIGHT (POUNDS)	MACHINE
CUT 04033	90015853	Stone Guard	3.8	Disc Mower
CUT 04034	90015923	Stone Guard	4.2	Disc Mower
CUT 04028	90062054	Skid Plate	3	Disc Mower
CUT 04027	90066591	Skid Plate	2.9	Disc Mower

PART NO.
CUT 04033



PART NO.
CUT 04034



PART NO.
CUT 04028



PART NO.
CUT 04027

Rotary Drum Mower Bolts

Packaged 6 bolts & 6 nuts per Blister Box

PART NO.	REPLACES	APPLICATION	MODEL NUMBER
CUT 01126	527745K	Bush Hog, Case/IH, NI	Bolt & Nut, Fits all models
CUT 01129	527733K	Bush Hog Case/IH Hesston, New Idea	DM70, 80, 180, 190, 3204, 3205, 3206, 3309, 1006, 1007 5209, 5212, 5406, 5407, 5408, 5409, 5410
CUT 01138	1-1603-010-186K	Fahr	
CUT 01139	122-181, SM-206	Fella	
CUT 01130	CC19929K	John Deere	1320, 1326, 1327, 240, 260
CUT 01143	E80242, E80207	John Deere	910, 915, 920, 925, 930, 935, 945, 955, 990
CUT 01144	C19996, C19994	John Deere	265, 275, 1350, 1360, 1460, 1470
CUT 01123	1377.26.6K	Krone	Includes 141.053.4 Bolt & 909.602.1 Nut
CUT 01140	143.229.0	Krone	
CUT 01124	561-501-00	Kuhn	Bolt & Nut for GMD41, 44, 55, 66, 240, 260, 452
CUT 01125	561.158.00K	Kuhn	Bolt & Nut, Heavy Duty, for CMD 500, 600, 801, FC250, 300, GMD66HD
CUT 01130	562.101.00K	Kuhn	GMD 44, 55, 66
CUT 01131	3238400K	M & W	
CUT 01141	11064	Niemeyer	
CUT 01132	86515925K	New Holland	Fits Blade #s 9847683, 9847684 w/out Lifters, 600 Series, 1400, 2300 Series
CUT 01133	86515926K	New Holland	Fits Blade #s 9847683, 9847684 w/ Lifters
CUT 01145	697550, 681623	New Holland	408,411, 412, 415
CUT 01134	00765990K	Rhino	
CUT 01135	165458020K	Taarup	
CUT 01136	5640300K	Taarup	



CUT 01142



CUT 01136

Rotary Drum Mower Bolts

Packaged 6 bolts & 6 nuts per Blister Box

PART NO.	REPLACES	APPLICATION
CUT 01122	81160K	Vicon
CUT 01137	B1374593K	Vicon
CUT 01142	DM337	PZ-Zweegers



CUT 01140



CUT 01141



CUT 01124



CUT 01125



CUT 01122



CUT 01138



CUT 01139

Mower Hardware

Hardware sold in packs of 25.

PART NO.	REPLACEMENT FOR	DESCRIPTION	MACHINE	APPLICATION
CUT 01225	700127073	Nut	Disc Mower	Case/IH
CUT 01226	Y705533	Washer	Disc Mower	Hesston
CUT 01225	700127073	Nut	Disc Mower	
CUT 01227	527745	Bolt	Disc Mower	
CUT 01228	527495	Nut	Disc Mower	
CUT 01229	W705558	Washer	Disc Mower	
CUT 01230	15379	Washer	Disc Mower	New Idea
CUT 01231	527733	Bolt	Disc Mower	
CUT 01232	17119	Lock Nut	Disc Mower	
CUT 01227	527745	Bolt	Disc Mower	
CUT 01228	527495	Nut	Disc Mower	
CUT 01233	526905	Nut	Disc Mower	
CUT 01234	527173	Bolt	Disc Mower	
CUT 01235	527907	Plow Bolt	Disc Mower	
CUT 01236	526472	Guard	Disc Mower	
CUT 01237	526904	Blade Stop	Disc Mower	



Rotary Mower Blades

BMB

PART NO.	REPLACES NUMBER	DESCRIPTION	APPLICATION	OVERALL LENGTH	BLADE WIDTH	THICKNESS	HOLE SIZE
CUT 08301	8082	CCW 2" Offset	B4, B400,B42, B4T, B5, B5T, Econo 5.6, Mo. Hwy 5, TSC5, UL5, XL5, XL5-3	19.75"	3"	.401"	1.3125"
CUT 08600	8197	CCW, 2" Offset XLOO, XL5	951, 951A, B5, S15, Rancher 5, Spec 4,5,6	20.125"	3"	0.5"	1.51"
CUT 08601	8588	CCW, 2" Offset	957, 958, SF10 CTR 120" Flex Wing Ctr	26.25"	4"	0.5"	1.516"
CUT 08602	8589	CCW, 2" Offset	957, 958, FL120, SF10 CTR	20.125"	4"	0.5"	1.516"
CUT 08603	8590	CW, 2" Offset	957, 18" Flex Wing	20.125"	4"	0.5"	1.51"

Braber (WORLD AGRITECH INTERNATIONAL)

PART NO.	REPLACES NUMBER	DESCRIPTION	APPLICATION	OVERALL LENGTH	BLADE WIDTH	THICKNESS	HOLE SIZE
CUT 08604	RCB402	CCW	48" mower	17 3/4"	3"	1/2"	1.5"
CUT 08605	RCB502	CCW	60" mower	24 5/8"	3"	1/2"	1.5"
CUT 08606	RCB602	CCW	72" mower	31 1/2"	3"	1/2"	1.5"

Bush Hog

PART NO.	REPLACES NUMBER	DESCRIPTION	APPLICATION	OVERALL LENGTH	BLADE WIDTH	THICKNESS	HOLE SIZE
CUT 08324	36	CCW	12, 255 Flat Only, 305, 5Q60, 6, RB60, 105, 205, 266, 502, 600	24 3/4"	3"	1/2"	1 1/2"
CUT 08326	462	CCW, HD	6,12,105,205,266, 305,504,600	24 3/4"	3 1/2"	1/2"	1 1/2"
CUT 08327	463	CCW, HD	206, 306	27 1/4"	3 1/2"	1/2"	1 1/2"
CUT 08328	464	CCW, HD	307, 183 (3 1/2")	30 3/4"	3 1/2"	1/2"	1 1/2"
CUT 08329	7191	CCW, HD	405, fan Type, No Air Lift	21 3/4"	5"	5/8"	2"
CUT 08330	7278	CCW, HD	406	27 3/4"	5"	5/8"	2"
CUT 08331	7555	CCW, Uplift	126, 315, 1126, 1310, 1315	24 3/4"	4"	1/2"	1 1/2"
CUT 08336	11150	CW, Uplift	126, 315, 1126, 1336, 1315	24 3/4"	4"	1/2"	1 1/2"
CUT 08332	7556	CCW, Uplift	310, 315, 1310	27 3/4"	4"	1/2"	1 1/2"
CUT 08333	7557	CCW, Uplift	220, 1220 ctr. & rt., 307, 307R, other 7' cutters	30 1/2"	4"	1/2"	1 1/2"
CUT 08334	7828	CCW Uplift	109, 160, 1109, 1209, 1600	19 1/4"	4"	1/2"	1 1/2"
CUT 08335	7829	CW, Uplift	109, 160, 1109, 1209, 1600	19 1/4"	4"	1/2"	1 1/2"
CUT 08337	60528	CW, Uplift	220	30 1/2"	4"	1/2"	1 1/2"
CUT 08338	63968	Dual, Offset	SM60, SM16	24 5/8"	3"	1/2"	1 1/2"
CUT 08607	67743	CW		16 3/4"	4"	1/2"	1 1/2"
CUT 08608	67744	CCW		16 3/4"	4"	1/2"	1 1/2"
CUT 08609	90014	CW		24"	4"	1/2"	1 1/2"
CUT 08610	90015	CCW		24"	4"	1/2"	1 1/2"

Rotary Mower Blades

Blackie Machinery

PART NO.	REPLACES NUMBER	DESCRIPTION	APPLICATION	OVERALL LENGTH	BLADE WIDTH	THICKNESS	HOLE SIZE
CUT 08611	BM1024	CW	Brush Blade	17"	4"	0.5"	1.50"
CUT 08613	BM1024HL	CW	High Lift Grass Blade	17"	4"	0.5"	1.50"
CUT 08612		CW, Suction 2" offset		17"	5"	0.5"	1.516"

FMC - Sidewinder

PART NO.	REPLACES NUMBER	DESCRIPTION	APPLICATION	OVERALL LENGTH	BLADE WIDTH	THICKNESS	HOLE SIZE
CUT 08311	15074	CCW, LH	GH48, 60, 84, 144-RS160, 213-6M66-SW66	20.25"	3.5"	.5"	1.5"
CUT 08309	15096	CCW, LH	GB60, 602, 605, 660-SW72	22.75"	3.5"	.5"	1.5"
CUT 08375	20013	Dual Edge	FW215	25.25"	3.5"	.5"	1.5"

Ford

PART NO.	REPLACES NUMBER	DESCRIPTION	APPLICATION	OVERALL LENGTH	BLADE WIDTH	THICKNESS	HOLE SIZE
CUT 08300	214	CCW, Uplift	King Kutter, South East Big Ox	24 3/4"	3"	1/2"	1 1/2"
CUT 08301	8082	CCW, Uplift	930, 939, 938, 940, 953	19 3/4"	3"	13/32"	15/16"
CUT 08303	220633	CCW	60" - 901 Series, 60" & 70" 909, 910	22 1/8"	3"	3/8"	1 1/2"
CUT 08313	1270-28	Dual Edge	FO265	14"	3"	1/2"	1 1/4"

Fred Cain

PART NO.	REPLACES NUMBER	DESCRIPTION	APPLICATION	OVERALL LENGTH	BLADE WIDTH	THICKNESS	HOLE SIZE
CUT 08324	360	CCW	Standard 5' Cut	24 3/4"	3"	1/2"	1 1/2"
CUT 08326	4620	CCW, HD	Heavy Duty 5' Cut	24 3/4"	3 1/2"	1/2"	1 1/2"
CUT 08327	4630	CCW, HD	Heavy Duty 5' Cut	27 3/4"	3 1/2"	1/2"	1 1/2"

Howse - Hico, L & S Line

PART NO.	REPLACES NUMBER	DESCRIPTION	APPLICATION	OVERALL LENGTH	BLADE WIDTH	THICKNESS	HOLE SIZE
CUT 08346	LML420, 23707280	CCW	5 Foot cutters WEC14C	24 7/8"	3 5/8"	1/2"	1 1/2"

John Deere

PART NO.	REPLACES NUMBER	DESCRIPTION	APPLICATION	OVERALL LENGTH	BLADE WIDTH	THICKNESS	HOLE SIZE
CUT 08316	W34289, W43040	CCW, Uplift	509, 609, 709, 1008, 1508	21 7/8"	4"	1/2"	1 1/2"
CUT 08317	W34290, W43043	CW, Uplift	1008, 1508, 737	21 7/8"	4"	1/2"	1 1/2"
CUT 08323	W39373	Dual Edge	506, 609, 709, 1008, 1508	22"	4"	1/2"	1 1/2"
CUT 08320	W39203, W34297	CCW, Uplift	1008, 1408, 1418	18 1/4"	4"	1/2"	1 1/2"

Rotary Mower Blades

Lilliston

PART NO.	REPLACES NUMBER	DESCRIPTION	APPLICATION	OVERALL LENGTH	BLADE WIDTH	THICKNESS	HOLE SIZE
CUT 08351	H9899	Dual Edge	7-SIX	14"	3"	3/8"	25/32" 17/32"

Land Pride

PART NO.	REPLACES NUMBER	DESCRIPTION	APPLICATION	OVERALL LENGTH	BLADE WIDTH	THICKNESS	HOLE SIZE
CUT 08622	820198C	CCW		25"	3"	1/2"	1 1/2"
CUT 08623	820137C	CCW		25"	4"	1/2"	1 1/2"

Little Industries / 5 Star

PART NO.	REPLACES NUMBER	DESCRIPTION	APPLICATION	OVERALL LENGTH	BLADE WIDTH	THICKNESS	HOLE SIZE
CUT 08624	34-9-15	Reversible		14 3/4"	9" B, 5" T	3/4"	2"

Mohawk

PART NO.	REPLACES NUMBER	DESCRIPTION	APPLICATION	OVERALL LENGTH	BLADE WIDTH	THICKNESS	HOLE SIZE
CUT 08354	HA1214	CW, REV	840-1360	17"	3"	1/2"	1 1/2"
CUT 08356	HA7210	Dual Edge REV	507	15"	3"	3/8"	1 1/4"
CUT 08360	HA16168AL	CCW, Uplift	Brave 4 Eagle 13/6	19"	3"	1/2"	1 1/2"

Rhino (Servis)

PART NO.	REPLACES NUMBER	DESCRIPTION	APPLICATION	OVERALL LENGTH	BLADE WIDTH	THICKNESS	HOLE SIZE
CUT 08364	622013	CCW	60, 1998, Flex 15	24.5"	4"	0.5"	1.375"
CUT 08365	622010330	CCW, Uplift LH	60, 1008, Flex 15	24.5"	4"	0.5"	1.375"
CUT 08366	652011RF	CW, Uplift RH	60, 1108, Flex 15	24.5"	4"	0.5"	1.375"
CUT 08306	582013	Dual	72, 1008, Flex 15	27.5"	4"	0.5"	1.375"
CUT 08367	582013F	Dual, Uplift	72, 1008, Flex 15	27.5"	4"	0.5"	1.375"
CUT 08372	652010030	Dual	Flex 15	24.5"	4"	0.5"	1.375"
CUT 08370	731340000	CW, Uplift RH	Saturn 8	20"	3"	13/32"	1"
CUT 08371	731350000	CCW	Saturn 8, S4, S8	20"	3"	13/32"	1"
CUT 08601	8588	CCW, 2" Offset	HF315, SE15-3, SE15-4	26.25"	4"	0.5"	1.516"
CUT 08602	8589	CCW, 2" Offset	HF315, SE15-3, SE15-4 W120, TW60, SR60	20.125"	4"	0.5"	1.516"
CUT 08603	8590	CW, 2" Offset	HF315, SE15-3, SE15-4 TW120, BD150	20.125"	4"	0.5"	1.51"
CUT 08642	759338	CW, Fan Blade 3.0625" Offset	SR1S, SR15M	21.5"	4"	0.5"	1.391"
CUT 08643	759339	CCW, Updraft, 3.0625" Offset	SR15, SR15M	21.5"	4"	0.5"	1.391"
CUT 08333	47-7520	CCW, Uplift LH		30.5"	4"	0.5"	1.5"

B= Bolt End T = Blade Tip

ROUGH CUT MOWERS

Rotary Mower Blades

Roanoke

PART NO.	REPLACES	DESCRIPTION	APPLICATION	OVERALL LENGTH	BLADE WIDTH	THICKNESS	HOLE SIZE
CUT 08657	2231	Double Sided		18.75"	4"	0.5"	1.5"

Schulte

PART NO.	REPLACES	DESCRIPTION	APPLICATION	OVERALL LENGTH	BLADE WIDTH	THICKNESS	HOLE SIZE
CUT 08660	401-046	CW LH	XH	25"	4"	0.5"	1.5"
CUT 08661	401-047	CCW RH	XH	25"	4"	0.5"	1.5"
CUT 08662	401-048	CCW	XH	28"	4"	0.5"	1.5"
CUT 08663	401-026	CW		24.75"	4"	0.5"	1.5"
CUT 08664	401-027	CCW		24.75"	4"	0.5"	1.5"
CUT 08665	401-028	CCW		27.75"	4"	0.5"	1.5"
CUT 08666	401-032	CW		27.75"	4"	0.5"	1.5"
CUT 08667	401-039	CW		28.25"	4"	0.5"	1.5"

Tebben (Westward)

PART NO.	REPLACES	DESCRIPTION	APPLICATION	OVERALL LENGTH	BLADE WIDTH	THICKNESS	HOLE SIZE
GMP64-820	64-820	CCW	40"	14"	3" B, 3.375T	0.5"	1.5"
GMP60-914	60-914	CCW	48"	18.375"	3" B, 3.5T	0.5"	1.5"
GMP60-915	60-915	CCW	60"	24.5"	3" B, 3.5T	0.5"	1.5"
GMP60-916	60-916	CCW	72"	30"	3" B, 3.5T	0.5"	1.5"

Terrain King

PART NO.	REPLACES	DESCRIPTION	APPLICATION	OVERALL LENGTH	BLADE WIDTH	THICKNESS	HOLE SIZE
CUT 08379	00750787T	CW RH	TK-15, X5, Hydro 15	24.75"	3.5"	0.5"	1.5"
CUT 08315	00750788T	CCW LH	TK-15, X5, Hydro 15	18.25"	4"	0.5"	1.39"
CUT 08643	759339	CCW, Updraft, 3.0625" Offset		21.5"	4"	0.5"	1.5"
CUT 08335	2886200	CW, 2" Offset	Versa 60" & 72"	20.125"	4"	0.5"	1.516"
CUT 08648	2962635	Brush Axe Blade, Reversible		13.5"	5"		1.5"
CUT 08649	2726900	Brush Axe Blade, Reversible		14.5"	5"		1.5"
CUT 08313	FP265- 127028	Dual Edge		14"	3"	0.5"	1.25"
CUT 08314	750212	Dual Edge		25.25"	3.5"	0.5"	1.50"

B = Bolt End, T = Blade Tip



ROUGH CUT MOWERS

Rotary Mower Blades

Tiger

PART NO.	REPLACES	DESCRIPTION	APPLICATION	OVERALL LENGTH	BLADE WIDTH	THICKNESS	HOLE SIZE
CUT 08335	6T1021R	CW, Std. Uplift	All 5' Cutters, 60"	20"	4"	0.5"	1.5"
CUT 08612	TB2031S	Blade, CW, Suction 2" Offset	50" Boom	17"	5"	0.5"	1.516"
CUT 08613	TB2031SHS	High Lift Grass Blade		17"	4"	0.5"	1.5"
CUT 08611	TB2031A	Brush Blade		17"	4"	0.5"	1.5"
CUT 08650	TM-21251	Grassblade CW	72"	26"	4"	0.5"	1.5"

Woods

PART NO.	REPLACES	DESCRIPTION	APPLICATION	OVERALL LENGTH	BLADE WIDTH	THICKNESS	HOLE SIZE
CUT 08382	3900	CCW	80, MD80	18.625"	3"	0.625"	0.875"
CUT 08387	6323	CCW	Gyro 84, Cadet 72, 84	30.375"	4"	0.625"	1.5"
CUT 08388	6866, 8833	CCW	M5, Cadet 50	22.0625"	3"	0.625"	1.5"
CUT 08391	8820	CW RH	S214, HS106, Cadet 72, 84	30.125"	4"	0.5"	1.5"
CUT 08392	8825	CCW	S214, Cadet 72, 84	30.125"	4"	0.5"	1.5"
CUT 08394	12892	CCW LH	MR115, S105-1, S105-2, D210R-2, D210R-3, D315- 2, D315-3, SM2090, R105	24.125"	4"	0.375"	1.5"
CUT 08399	24771	CW RH	S105-3, D210R-2, D210-3, D315-2, D315-3-SM2090	24.125"	4"	0.375"	1.5"
CUT 08652	2955	CW, Double Forge, Chopper Blade		18.25"	3"	0.401"	0.89"
CUT 08653	15789	CCW	MD080-2	18.5"	3"	0.375"	1.5"
CUT 08658	15790	CCW	MD080	18.5"	3"	0.375"	1.5"
CUT 08383	3907	CCW		18.625"	3"	0.375"	57/64"
CUT 08385	3975	CW		19.5"	2.5"	19/64"	0.875"
CUT 08640	8830	Reversible		30.25"	4"	0.5"	1.5"
CUT 08384	3922	CW	C114	13.875"	3"	0.375"	0.875"



RotaryCutter Blades Bolts

PART NO.	REPLACES NUMBER	DESCRIPTION	APPLICATION
CUT 08400	C48K, C48, RE-15060	Bolt with nut, Flat on one side BB10 from shoulder down. SAE RH.	Hardee-49, Sidewinder-15060-01, 57104-1-GB602, 607, 722, 725, 842, RS160, RS213; Flexwing-16 & 216
CUT 08402	RE-7919	Bolt with lock washer and nut, Special raised keyway on smooth shank.	Bush Hog-Reg. & Lt. duty Models; World Agritech, Marvel-Std. 4', 5', 6' & 7' HICO-Std. 4', 5' & 6' Braber Southeast 10761, All, Taylor Pittsburgh, Terrain King 735900-YK-60, CP180, X3, RHINO
CUT 08403	BB-54	Bolt only, Squared shank, SAE, LH thread	Rhino (Servis) 57-104-4; Cyclone-60, 72, 84, 128, 160, 1310.Flex 15, Gyro-60, 72, 84, 128, 160, 1310
CUT 08405	36107A2ALH	Bolt only	Phino 36-1072ALH Saturn 5,6,7,8, Gyro 66, 140
CUT 08406	127700	Bolt only	Terrain King 1277, old 5' & 6' Models 2788
CUT 08407	2782900	Bolt only	Terrain King 15' A Boom & Slope Exend Mowers
CUT 08420	2964330	Bolt only	Terrain King
CUT 08408	BB-42	Bolt only, Smooth stem, groove 5/8" from bottom.	Woods-4622-M4, 5, 60, 72, 84; C80 MC80, 1200, R105, S105, S106, S120, 210. D210R, B214, B315, D315, D320, SM2090.
GMP 60-910	HE2500	Bolt with Nut & Washer	Black, Dixie, Hico, Southeast, Staked 1 Side King Kutter, Taylorway & Others
GMP 60-912		Nut for 60-910	
GMP 60-913		Washer for 60-910	
CUT 08415	6T1022R	Blade Bolt	Tiger, Blackie (NUT 08416)
CUT 08416	6T1023R	Nut (nylock)	For bolt #08415
CUT 08432	8227	Bolt, Sq. Shoulder	BMB - 951, 951A, B5, SF15, Rancher 5, Spec 4,5,6, XL100, XL5, 957, 958, SF10. 120' Flex Wing, FL120, 180" Flex Wing
CUT 08433	8251	Bolt	Rhino - HF315, SE15-3, SE15-4, TW72, SR72, TW120, TW60, SR60, BD150; BMB - 951, 951A, B5, SF15, Rancher 5, Spec 4, 5, 6. XL100, XL5: Alamo-BD80.
CUT 08434	8201	Nut (nylock)	For Bolt #08433
CUT 08436	9216	Washer, 1" Structural	Rhino- HF315, SE15-3, SE15-4, TW120, TW60, SR60, BD150
CUT 08437	OD758579	Washer, 1"	Rhino- Used w/HA9216 Washer on HF315, SE15-3, SE15-4, TW120, TW60, SR60, BD150
CUT 08438	7516	Washer, 1"	Rhino-Used w/HA9216 Washer on TW72, SR72, SR60, BD150
CUT 08440	571044	Bolt, Shoulder	Rhino - SR15, SR15M
CUT 08442	571045	Washer	
CUT 08443	5GL16140	Lock Nut	
CUT 08444	00752827	Bolt	
CUT 08445	00747900	Lock Nut, 1 1/8" NF	72", Gross King 60" Deep Deck (Bar Assembly)
CUT 08407	02782900	Bolt	Alamo-60" Sq. Head (Bar Assembly)
CUT 08421	00020900	Lock Nut	50" Sq. Head, (Bar Assembly)
CUT 08446	02957089	Washer	
CUT 08447	02958684	Bolt	Alamo - Versa Ditcher
CUT 08420	02964330	Bolt	Alamo - Versa 60" (Pan Assembly)
CUT 08429	00755623	Washer	60" Sq. Head (Pan Assembly)
CUT 08415	6T1022R	Bolt	Tiger, Blackie
CUT 08416	6T1023R	Locknut, 1.125" Fine, Nylon Insert	Tiger, Blackie
GMP 60-910	60-910	Bolt	Tebben (Westward) 40", 48", 60", 72"
GMP 60-912	60-912	Nut	Tebben (Westward) 40", 48", 60", 72"
GMP 60-913	60-913	Washer	Tebben (Westward) 40", 48", 60", 72"
CUT 08422	251-101	Bolt, Nut, Washer	Schulte, XH Series 2

Finishing Mower Blades

MAKE	PART NUMBER	OEM NUMBER
Belco	CUT 08700	0006641
Bobcat	CUT 08757	42180B
Bolens	CUT 08758	172-7926
Buhler	CUT 08919	966719
	CUT 08920	966738
Bush Hog	CUT 08913	82324
	CUT 08914	82325
Cub Cadet	CUT 08915	742-3018
	CUT 08916	759-3820
Caroni	CUT 08701	C48007700, 1636001
	CUT 08702	C59006200, 1636002
	CUT 08703	C1001000, 1636003
Exmark	CUT 08704	603661
	CUT 08759	603283
	CUT 08760	613112
	CUT 08761	613250
	CUT 08762	323515
	CUT 08763	643006
	CUT 08917	633482
	CUT 08918	633484
Ferris	CUT 08764	1520842
Farm King	CUT 08919	966719
	CUT 08920	966738
Ford	CUT 08705	161939, 161151
	CUT 08706	160191
	CUT 08707	9624500
	CUT 08765	AUB162122
Gator	CUT 08766	29-5530
Gravely	CUT 08708	046999
	CUT 08709	25124
	CUT 08921	46998
	CUT 08922	921202
Haul-All	CUT 08710	561-6789, 990-6789
	CUT 08711	561-6788, 990-6788
	CUT 08923	990-6790
	CUT 08924	990-7101

MAKE	PART NUMBER	OEM NUMBER
Holder	CUT 08712	TD-1011
Honda	CUT 08767	72511-960-0004
Hustler	CUT 08713	754853
	CUT 08714	030866
	CUT 08715	054627
	CUT 08716	054635
	CUT 08925	015651
Jacobsen	CUT 08717	3007759
	CUT 08718	390515
	CUT 08719	390514
	CUT 08720	554589, 91-355
	CUT 08721	5000712
	CUT 08768	391040
	CUT 08769	391039
John Deere	CUT 08722	M115759
	CUT 08723	M86209, AM39966
	CUT 08724	M76461
	CUT 08725	M82408, AM100946
	CUT 08726	M141785
	CUT 08727	M87622, AM100538
	CUT 08728	M74175
	CUT 08729	M115495
	CUT 08730	AM102401, M80783
	CUT 08770	M119975
	CUT 08771	M125413
	CUT 08772	M76466
	CUT 08773	M41967
	CUT 08926	AM102688
	CUT 08927	M128485
	CUT 08928	AM135334
	CUT 08929	M115496



Finishing Mower Blades (Cont'd)





MAKE	PART NUMBER	OEM NUMBER
Kubota	CUT 08726	7654034330
	CUT 08731	7654034335, 7654034333
	CUT 08732	7655034330
	CUT 08733	7005094622, 7654499050
	CUT 08734	7653934330
	CUT 08735	7655434330
	CUT 08774	161167
	CUT 08930	70722-84330
	CUT 08931	76553-34330
Lawn Boy	CUT 08736	612543
	CUT 08932	612079
Land Pride	CUT 08933	890-325C
	CUT 08934	890-326C
Massey Ferguson	CUT 08775	538-326-M3
Nunes	CUT 08711	438828
	CUT 08710	438815
Ransomes	CUT 08737	112111-04
	CUT 08738	112111-02
	CUT 08739	112111-03
	CUT 08740	112243-03
	CUT 08935	112111-01
Scag	CUT 08741	48184
	CUT 08776	A48111
	CUT 08936	A48110
Snapper	CUT 08742	1-9795
	CUT 08777	1-7081
	CUT 08937	1-9518
Steiner	CUT 08743	79-053
	CUT 08744	79-028
Tecma (Westward)	GMP636001	636001 (4')
	GMP636002	636002 (5', 8')
	GMP636003	636003 (6')

MAKE	PART NUMBER	OEM NUMBER
Toro	CUT 08745	85-6040
	CUT 08746	29-5530
	CUT 08747	86-0010
	CUT 08748	26-5790, 5-4012
	CUT 08749	69-6920
	CUT 08750	52-0250
	CUT 08938	29-5530 Mulcher
	CUT 08939	29-5530 Mulcher HD
	CUT 08940	75-9420
	CUT 08941	75-9420 Mulcher
	CUT 08942	8-5230
	CUT 08943	92-5608
Trackless	CUT 08746	M4005
Walker	CUT 08778	5705-0
	CUT 08779	5705-02
	CUT 08944	5705-03
	CUT 08782	7705-1
	CUT 08783	7705-2
Woods	CUT 08751	12170
	CUT 08395	13404
	CUT 08398	23825
	CUT 08754	31306
	CUT 08755	5081
	CUT 08389	6950
	CUT 08780	3817KT
	CUT 08781	38151
	CUT 08784	19160





Flail Mower Blades and Hammers

Alloway










PART NO.		OEM NUMBER	DESCRIPTION
CUT 08540		505-3-0001	2" wide 7 1/2" long 5/8" hole
CUT 08881		505-3-0008	D-Ring 1/2" Diameter
CUT 08885		505-3-0014	Clip 1 1/2" wide, 2 5/8 long
CUT 08541		505-3-0445	Clip

Artsway

PART NO.		OEM NUMBER	DESCRIPTION
CUT 08542		18204	2 1/2" Wide 6" Long 1 1/8" Rod size
CUT 08543		18205	2 1/2" Wide 5" Long 1 1/8" Rod size













Flail Mower Blades and Hammers

Balzer & Buffalo

PART NO.		OEM NUMBER	DESCRIPTION
CUT 08880		12357, 11040039	5¼" Long 5/8" Hole Side Knife, 2" Wide
CUT 08881		12356, 18020019	D-Ring, 1/2" Diameter
CUT 08882		12355, 2070278	Pivot Bracket, 2" tall, 1 1/2 wide, 1/2" rd/sq holes
CUT 08883		12297, 11040041	3 7/8" Long ½" hole, cup knife, 2 1/2" wide
CUT 08884		12295, 18022020	Square Ring, 1/2" diameter
CUT 08885		12296, 802007	U-Bar, 1 1/2" wide, 2 5/8" long
CUT 08542		24237	2½" Wide 6" Long, 1 1/8 Rod Size
CUT 08886		11010040, 24153	2 1/2" Wide , 5" Long, 3/4" Hole
CUT 08544		26569	7" Long, 2½" Wide, 1" Hole







Flail Mower Blades and Hammers

Bomford




PART NO.		OEM NUMBER	DESCRIPTION
CUT 08800		02-812-01	Grass Flail
CUT 08801		02-959-01	Brush Flail
CUT 08802		05-895-01	Shackle
CUT 08803		02-807-01	Spacer
CUT 08804		02-801-01	Collar
CUT 08805		03-675-25	Bolt Assembly
CUT 08806		03-958-01	Bushmaster Flail
CUT 08807		03-437-01	Long Bushing
CUT 08808		03-958-01 H.D.	Bushmaster Flail
CUT 08807		03-437-01	Long Bushing
CUT 08809		03-675-26	Bolt Assembly
CUT 08903		41-535-01	Bushing

Flail Mower Blades and Hammers

Bomford (Continued)




PART		OEM NUMBER	DESCRIPTION
CUT 08810		01-474-01	Bushwacker Flail
CUT 08807		03-437-01	Long Bushing
CUT 08809		03-675-26	Bolt Assembly
CUT 08904		42594-01	Flail
CUT 08905		42598-01	Collar
CUT 08906		41-725-01	Spacer

BMB / Kelly Ryan







PART NO.		OEM NUMBER	DESCRIPTION
CUT 08890		6038	Clip, 2" wide, 3" long, 1/2" hole
CUT 08887		6039	D-Ring, 1/2" diameter
CUT 08546		6040	5 1/8" Long, 1 3/4" Wide, 11/16" Hole

Flail Mower Blades and Hammers

Brent




PART NO.		OEM NUMBER	DESCRIPTION
CUT 08886		9001192	5" Long Side Knife, 3/4" hole, 2 1/2" wide
CUT 08887		9001191	D-Ring, 1/2" diameter
CUT 08888		5841006	U-Bar, 2" wide, 2 3/8" long, 1/2" hole

Brillion


PART NO.		OEM NUMBER	DESCRIPTION
CUT 08887		5D52	D-Ring, 1/2" diameter
CUT 08889		5D53	2" wide 4 3/8" long, 11/16" hole
CUT 08547		5D54	Clip, 2" wide, 4" long, 1/2" hole
CUT 08883		8J754	2 1/2" wide, 3 7/8" long, 1/2" hole
CUT 08884		8J755	Square Ring, 1/2" diameter
CUT 08885		8J756	Clip, 1 1/2" wide, 2 5/8" long

Flail Mower Blades and Hammers

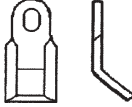

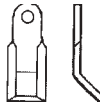


Bush Hog

PART NO.		OEM NUMBER	DESCRIPTION
CUT 08889		5D53, 4725130273	Side Knife, 2" wide, 4 3/8" long, 5/8" hole
CUT 08887		5D52, 4725130272	D-Ring, 1/2" diameter
CUT 08890		4725130272	U-Bar, 3" Long, 2" wide, 1/2" hole

Case IH




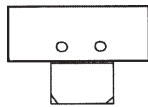
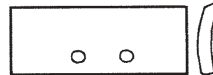
PART NO.		OEM NUMBER	DESCRIPTION
CUT 08545		491096R1	2" wide, 9 3/16" long, 7/8" Hole

Caroni







PART NO.		OEM NUMBER	DESCRIPTION
CUT 08811		10007400	Short Flail
CUT 08812		20000700	Shackle
CUT 08813		05001200	Long Flail
CUT 08570			Bolt
CUT 08571			Lock Nut (Nylock)

Flail Mower Blades and Hammers

Cosmag & Rinieri

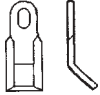





PART NO.		OEM NUMBER	DESCRIPTION
CUT 08814		860-559, 159-06	Flail Blade
CUT 08815		473-061, 137-16	Hammer Flail
CUT 08816			Bolt 20 mm x 115 mm
CUT 08817		137-80	Grass Blade
CUT 08818		137-30	Cutting Edge

Dandl




PART NO.		OEM NUMBER	DESCRIPTION
CUT 08819		S2027	Flail, 2" wide, 3 1/2" long, 5/8" hole
CUT 08820		S2111	Oval Hanger 1 1/4" wide
CUT 08881		S2021	Long D-Ring, 1/2" diameter
CUT 08822		S2042	Cup Flail 2 7/8" wide, 3 1/8" long, 3/4" - 1/2" oval hole
CUT 08549		S2047	1 1/2" wide Oval Hanger
CUT 08548		S2039	2" wide, 6 1/2" long, 5/8" hole

Flail Mower Blades and Hammers

Edwards








PART NO.		OEM NUMBER	DESCRIPTION
CUT 08824		HMB-217	Flail
CUT 08826		9041	Pin
CUT 08827		HMB-815	Shackle
CUT 08828		HMB-217H	Flail
CUT 08826		9041	Pin
CUT 08827		HMB-815	Shackle

Flory

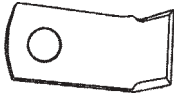
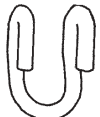
PART NO.		OEM NUMBER	DESCRIPTION
CUT 08822		6022709	Cup Knife, 2 7/8" wide, 3 1/8" long, 3/4" - 1/2" oval hole
CUT 08832		MR 6002	D-Ring, 7/16" Diameter
CUT 08820		MR 6001	1 1/4" Wide, Oval Hanger

Flail Mower Blades and Hammers

Fox-Brady










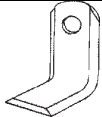
CUT 08880		65143	Side Knife, 2" Wide, 5 1/4" long, 5/8" hole
CUT 08881		65142	D-Ring, 1/2" diameter
CUT 08882		65141	Pivot Bracket, 2" tall, 1 1/2" wide, 1/2" rd/sq holes
CUT 08892		65317	Pivot Adapter, 2 5/8" tall, 1 1/2" wide, 1/2" rd/sq holes
CUT 08883		16940	CupKnife, 2 1/2" wide, 3 7/8" long, 1/2" hole
CUT 08884		65144	Square Ring, 1/2" diameter
CUT 08885		65227	U-Bar, 2" wide, 2 3/8" long, 1/2" hole

Jacobsen

CUT 08829		337599	Flail
CUT 08830		362226	Shackle






Flail Mower Blades and Hammers

John Deere







PART NO.		OEM NUMBER	DESCRIPTION
CUT 08822		E31900	Cup Flail, 2 7/8" wide, 3 1/8" long, 3/4"-1/2" oval hole
CUT 08831		E31905	Clip, 1 1/4" wide, 1 7/8" long, 13/32" hole
CUT 08832		E31903	D-Ring, 7/16" diameter
CUT 08907		P-57928	Flail
CUT 08908		P-57926	Clip
CUT 08909		P-57925	D-Ring
CUT 08886		E48308	Sideknife 2 1/2" wide, 5" long, 3/4" hole
CUT 08887		E48307	D-Ring, 1/2" diameter
CUT 08888		E48305	U-Bar, 2" wide, 5 1/4" long, 5/8" hole
CUT 08550		P60322	Flail, 2 1/2" wide, 6 1/8" long, 3/4" Hole

Flail Mower Blades and Hammers

Little Industries




PART NO.		OEM NUMBER	DESCRIPTION
CUT 08806		NW1	"T" Flail
CUT 08833		NW1 H.D.	"T" Flail H.D. 1/4" Thicker cutting edge
CUT 08810		NW2	"T" Flail H.D. Drop Forged
CUT 08807		NW	Long Bushing
CUT 08834		BT .5 x 5.25	Bolt Assembly, c/w nylock

Loftness


PART NO.		OEM NUMBER	DESCRIPTION
CUT 08835		8021	Flail, 24 mm hole, 65 mm wide, 173 mm long
CUT 08886		8023, 53300	Side Knife, 2 1/2" wide, 5" long, 3/4" hole
CUT 08887		S-330070-V, 3007, S3300, 3003	D-Ring, 1/2" diameter
CUT 08894		S-330060-V, 3003	U-Bar, 2" wide, 2 3/8" long, 5/8" hole
CUT 08551		8136, 5992	2 1/2" wide, 7 1/4" long, 7/8" Hole
CUT 08832		8034, 5987	Clip, 2" wide, 3 5/8" long, 5/8" hole, 3/4" slot

Flail Mower Blades and Hammers

Long/Owatonna/Stan Hoist

PART NO.		OEM NUMBER	DESCRIPTION
CUT 08887			D-Ring, 1/2" diameter
CUT 08889			2" wide, 4 3/8" long, 11/16" Hole
CUT 08547			Clip, 2" wide, 4" long, 1/2" hole


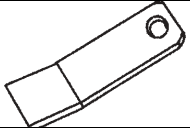
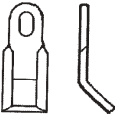





Lundell

PART NO.		OEM NUMBER	DESCRIPTION
CUT 08553		21076-A	2 1/2" wide, 4 1/2" long, 7/16" round/square holes


The Westward Parts Services Ltd. Duplicate Parts listed in this catalogue are made for Westward Parts Services Ltd. These parts are engineered to meet or exceed the specifications of the original manufacturer's part, but are not represented to be parts manufactured by OEM. References to OEM names or part numbers are for identification purposes only. The referenced OEM names are registered trademarks or trade names of those companies.

Flail Mower Blades and Hammers


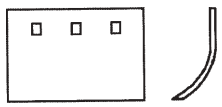
Maschio

PART NO.		OEM NUMBER	DESCRIPTION
CUT 08838		403-00-429	Flail
CUT 08839		403-00-412	Flail
CUT 08840		404-00-416	Flail
CUT 08841		404-00-415	Shackle
CUT 08842		404-00-417	Pin
CUT 08844		530-00-409	Hammer Flail
CUT 08910		000032	Bolt
CUT 08911		000210	Nut

Mathews




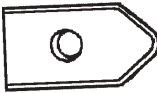
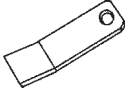







PART NO.		OEM NUMBER	DESCRIPTION
CUT 08552		15208	6 1/4" wide, 4 1/8" long, 7/16" Square Holes

M.C.

PART NO.		OEM NUMBER	DESCRIPTION
CUT 08836		0815204	Orchard Flail
CUT 08837		0015208	Blade

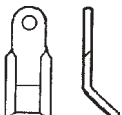
Flail Mower Blades and Hammers

Mott



PART NO.		OEM NUMBER	DESCRIPTION
CUT 08838		101993	Flail
CUT 08845		101991	D-Ring
CUT 08846		101992	Clip
CUT 08847		102650	Clip
CUT 08839		102086	Flail
CUT 08848		101034	Pin
CUT 08840		100759	Flail, 1 3/4" wide, 3 5/16" long, 1/2" - 1" oval hole
CUT 08841		100761	Shackle
CUT 08842		102670	Pin
CUT 08811		105319M	Flail
CUT 08841		100761	Shackle
CUT 08842		102670	Pin

Flail Mower Blades and Hammers


New Holland

PART NO.		OEM NUMBER	DESCRIPTION
CUT 08813		ME6200080	Flail









New Idea

PART NO.		OEM NUMBER	DESCRIPTION
CUT 08554		270181	5 3/4" wide, 4 3/16" long, 1 3/16" Rod Size
CUT 08553		825567	2 1/2" wide, 4 1/2" long, 7/16" Round/Square Holes

Nobili



PART NO.		OEM NUMBER	DESCRIPTION
CUT 08843			Grass Blade

Numac


PART NO.		OEM NUMBER	DESCRIPTION
CUT 08840			Flail, 3mm thick
CUT 08811			Flail, 4.5 mm thick
CUT 08849			Bolt Assembly
CUT 08850			Pin
CUT 08841			Shackle
CUT 08810			Brush Flail
CUT 08807			Long Bushing
CUT 08809			Bolt Assembly

Flail Mower Blades and Hammers





Perfect

PART NO.		OEM NUMBER	DESCRIPTION
CUT 08851		11624	Hammer, 75 mm wide bolt end, 200 mm wide cutting edge, 118 mm long
CUT 08852			Bolt, 20 mm x 140 mm



Promac

PART NO.		OEM NUMBER	DESCRIPTION
CUT 08859		714-3	Flail

Rears




PART NO.		OEM NUMBER	DESCRIPTION
CUT 08853		FL948H	Brush Hammer, 38 mm wide bolt end, 118 mm wide cutting edge, 116 mm long
CUT 08854		FL940	Flail
CUT 08855		FL946	Flail, hard surfaced
CUT 08856		FL948H	Brush Hammer H.D.

Rousseau


PART NO.		OEM NUMBER	DESCRIPTION
CUT 08857			Brush Hammer, H.D.
UT 08858		5-254-32	Flail

Flail Mower Blades and Hammers



Seppi

PART NO.		OEM NUMBER	DESCRIPTION
CUT 08860		831300005M0	Long Flail
CUT 08861		SMV	Short Flail
CUT 08872		1320075	Bolt

Sukup












PART NO.		OEM NUMBER	DESCRIPTION
CUT 08542		J-8250	2 1/2" wide, 6" long, 1 1/8" Rod Size

Terrain King

PART NO.		OEM NUMBER	DESCRIPTION
CUT 08868		02956707	Flail Axe
CUT 08869		02956943	Bushing



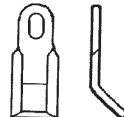

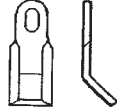
Flail Mower Blades and Hammers

Tiger








PART NO.		OEM NUMBER	DESCRIPTION
CUT 08862		TF3220A	Cup Flail
CUT 08863		TF3222A	Bracket
CUT 08864		TF32221	Square-Ring
CUT 08865		TF3219	Split-D-Ring
CUT 08866		TF3223A	Bracket
CUT 08867		TF1019	Flail
CUT 08841		TF1020	Shackle
CUT 08842		TF1021	Pin
CUT 08849		TF1021B	Bolt Assembly
CUT 08853		02967636	Sabertooth Flail
CUT 08912		TF1019F	Flail Cup

Flail Mower Blades and Hammers

Trackless


PART NO.		OEM NUMBER	DESCRIPTION
CUT 08832		FL-29	Short D-Ring
CUT 08831		FL-30	Clip
CUT 08840		FL-28	Flail, 3 mm thick
CUT 08821		FL-29	Long D-Ring
CUT 08811		FL-28	Flail, 5 mm thick

Turner




PART NO.		OEM NUMBER	DESCRIPTION
CUT 08870		6202	Flail
CUT 08871		3789	Shackle
CUT 08873		13800	Flail
CUT 08874		12811	Shackle
CUT 08875		12282	Brush Cutter
CUT 08876		30.132.97	Spacer
CUT 08877			Bolt Assembly

Flail Mower Blades and Hammers


Votex

PART NO.		OEM NUMBER	DESCRIPTION
CUT 08879		73.31.147	Hammer

Vrisimo

PART NO.		OEM NUMBER	DESCRIPTION
CUT 08822		CD-2110	Cup Flail, 2 7/8" wide, 3 1/8" long, 3/4" - 1/2" oval hole
CUT 08549		CD-2120	1 1/2" wide
CUT 08832		CD-2135	D-Ring, 7/16" diameter

Willibaugh

PART NO.		OEM NUMBER	DESCRIPTION
CUT 08878		230-40-068	Hammer Flail

CORE TYPE AERATOR TINES & EDGER BLADES

Core Type Aerator Tines

PART NUMBER	MAKE	OEM NUMBER
CUT 08996	Ransomes	515196, 1/2"
CUT 08996	Ryan	545364, 1/2"



Edger Blades

PART NUMBER	MAKE	OEM NUMBER
CUT 08999	John Deere	PT13745
CUT 08997	Little Wonder	129
CUT 08998	Tanaka	435-33110200





Swather & Combine Reel Bats

The reel bat is designed for combines and swathers. It is also ideal for many other applications. It is made by roll forming .031" wipe coat galvanized steel which has a matte grey appearance. It can be painted easily if desired.

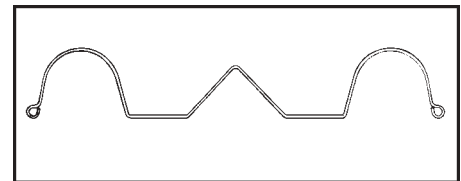
MUST BE CUT AND DRILLED TO CUSTOMER'S SPECIFICATIONS. FOR ALL POPULAR MAKES.

PART NUMBER	DESCRIPTION
CUT 09008	21' reel bat
CUT 09004	21' reel bat painted black*
CUT 09009	22' reel bat
CUT 09005	22' reel bat painted black*
CUT 09010	25' reel bat
CUT 09006	25' reel bat painted black*
CUT 09011	30' reel bat
CUT 09007	30' reel bat painted black*

*Painted reel bats manufactured by HCC



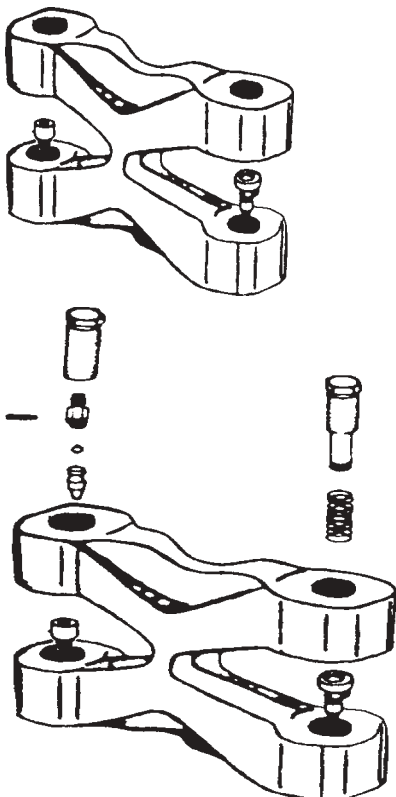
Reel bat used for swather.



Reel bat profile.

Rivet Vise for Sickles

COMBINATION RIVET PUNCH & RIVETER CHANGES SECTIONS IN THE FIELD WITHOUT REMOVING KNIFE!



ITEM	PART NO.	REPLACES	DESCRIPTION
	CUT 08500	RV-10	Combination rivet punch & riveter
	CUT 08501	RV-K3A	Repair kit for rivet vise (contains knockout punch, bearing ball & pin)
	CUT 08502	RV-A33	Rivet set anvil for countersunk rivets
1	CUT 08509	RV-1670	Knockout screw body, female
2	CUT 08507	RV-1672	Knockout screw assembly
3	CUT 08512	9/32"	diameter ball
4	CUT 08503	RV-1671	Riveting screw
5	CUT 08505	RV-1675	Riveting screw spring
6	CUT 08504	RV-1674	Riveting screw cup
7	CUT 08514	RV-1676	Retainer ring
8	CUT 08511	RV-114A-34	Rivet set anvil
9	CUT 08508	RV-114A-35	Knockout anvil
10	CUT 08506	RV-114A-27	Knockout punch
11	CUT 08513	1/8 x 7/16	1/8" x 7/16" roll pin
12	CUT 08510	RV-116A-28	Knockout screw - punch holder, male

Mowers, Mower Conditioners & Windrowers

TYPE OF SECTION

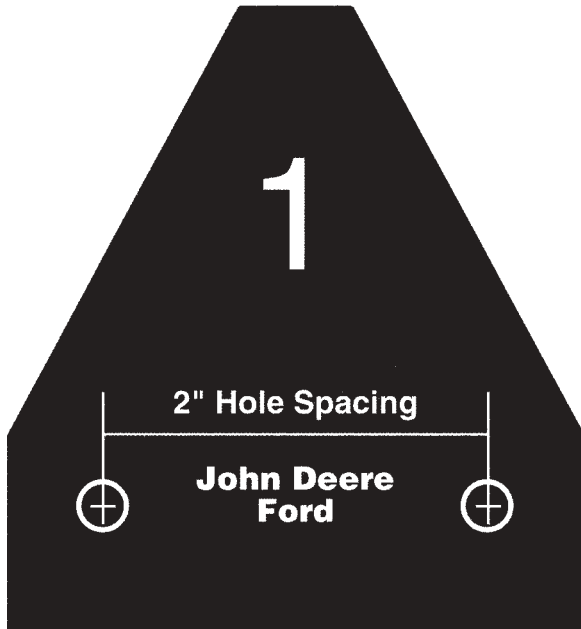
- SM = Smooth
- SS = Super 7
(7 serrations/inch) top serrated
- ST = Saber Tooth
(7 serrations per inch)
- BT = Big Tooth (10 serrations/inch)
- US = Under Serrated
- TS = Top Serrated (14 serrations/inch)
- TT = Tiger Tooth
- TP = Twin Point
- TJ = Tiger Jaws
- CTSK = Countersunk

SECTION FINISH

- CR = Chrome Plated
- PL = Chrome Plated
- BL = Black

SECTION THICKNESS

- R = Regular - 0.083"
- H = Heavy - 0.100" & 0.109"
- XH = Extra Heavy - 0.116"



Sickle Section Chart

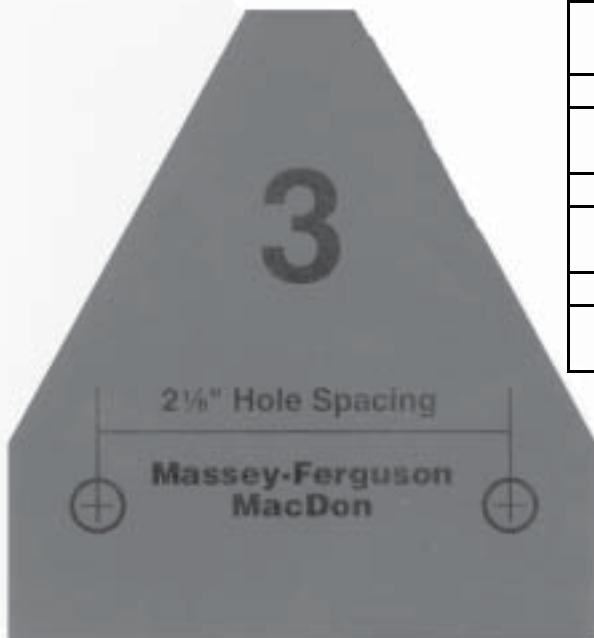
SHAPE #1			
ORDER NUMBER	REPLACEMENT FOR		TYPE OF SECTION
CUT 05114	Ford	141197	H SM BL
CUT 05116	J-D Ford	Z7030H, 141198	H US BL
CUT 05207	J-D	H21530	H US PL
CUT 05060	J-D	E45996	H TS PL
CUT 05170	J-D	E76370	XH TS PL
CUT 05171	J-D	E76370BT	XH BT PL
CUT 05087	J-D	E76370ST	XH ST PL

Sickle Section Chart


SHAPE #2			
ORDER NUMBER	REPLACEMENT FOR		TYPE OF SECTION
CUT 05057	PMI, Case IH, N-H	1145, 826723C2, 67630	R US BL
CUT 05037	Case IH N-H	457606R3, 604800	R US PL
CUT 05000	Hesston, N-H	049213, 604921	R TS PL
CUT 05001	Hesston, N-H	049254, 604921H	H TS PL
CUT 05025	Case IH, N-H, N-I	826722C2 29875, OU577HS	XH US BL
CUT 05038	Gehl, Case IH, N-H	060635, 457607R3, 706226	XH US PL
CUT 05056	Case IH, Gehl/Owat	826720C3, 124737	XH TS BL
CUT 05018	Case IH, Hesston	826720C3BT, 700705299BT	XH BT BL
CUT 05086	Case IH, Hesston	826720C3ST, 700705299ST	XH ST BL
CUT 05119	Case IH, Hesston	596321R4, 700705300	XH TS PL
CUT 05019	Case IH, Hesston	596321R4BT, 700705300BT	XH BT PL

Mowers, Mower Conditioners & Windrowers
Sickle Section Chart

SHAPE #3			
ORDER NUMBER	REPLACEMENT FOR		TYPE OF SECTION
CUT 05070	M-F	1041472M1	R US BL
CUT 05003	M-F, N-H MacDon	1046776M1, 275521, 22268	H TS PL
CUT 05053	M-F	669807M1	XH US PL
CUT 05021	MacDon, M-F	22268BT 1046776M1BT	H BT PL
CUT 05123	MacDon, M-F	34390, 1071707M1	XH TS BL
CUT 05182	MacDon, M-F	102053, 1071707M1ST	XH ST BL

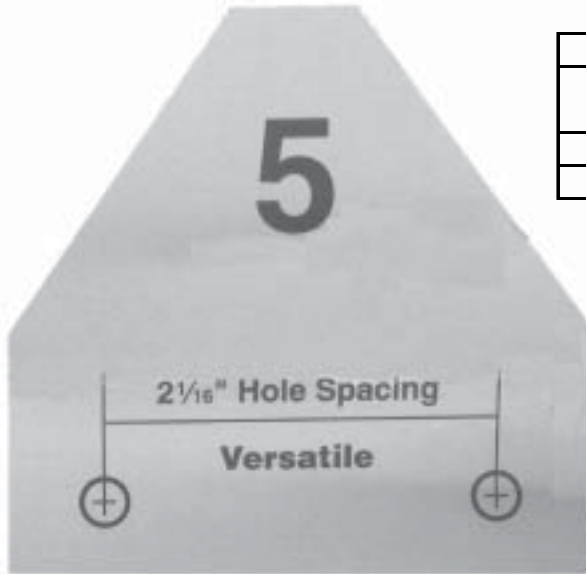

Sickle Section Chart

SHAPE #4			
ORDER NUMBER	REPLACEMENT FOR		TYPE OF SECTION
CUT 05094	Versatile	SW1616	R TS BL CTSK
CUT 05095	Versatile	SW1616PL	R TS PL CTSK
CUT 05017	Versatile	SW1616BT	R BT BL CTSK



Mowers, Mower Conditioners & Windrowers

Sickle Section Chart



SHAPE #5			
ORDER NUMBER	REPLACEMENT FOR		TYPE OF SECTION
CUT 05097	Versatile	SW1776	R TS BL CTSK
CUT 05098	Versatile	SW1776PL	R TS PL CTSK

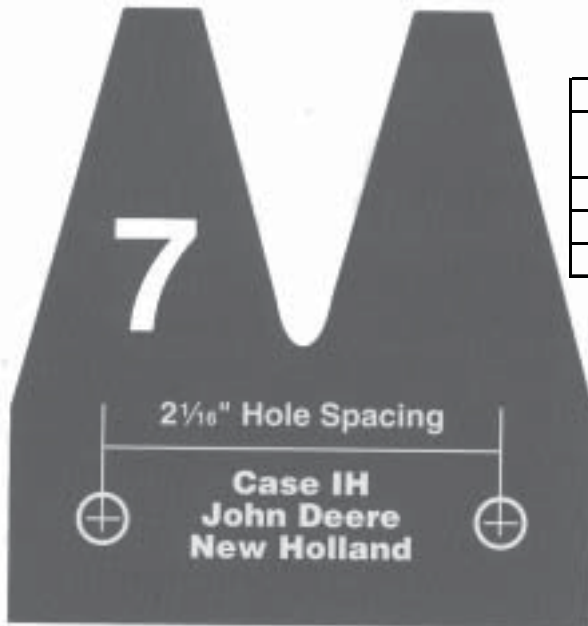
Sickle Section Chart



SHAPE #6			
ORDER NUMBER	REPLACEMENT FOR		TYPE OF SECTION
CUT 05029	Gehl/Owat	340-32041	H TS BL
CUT 05157	N-H	694723	XH TS PL

Sections for Most Combines

Sickle Section Chart



SHAPE #7		
ORDER NUMBER	REPLACEMENT FOR	TYPE OF SECTION
CUT 05106	Hay Equipment	XH TS PL
CUT 05103	N-H 848093	XH TS PL CTSK
CUT 05161	N-H 848093BT	XH BT PL CTSK

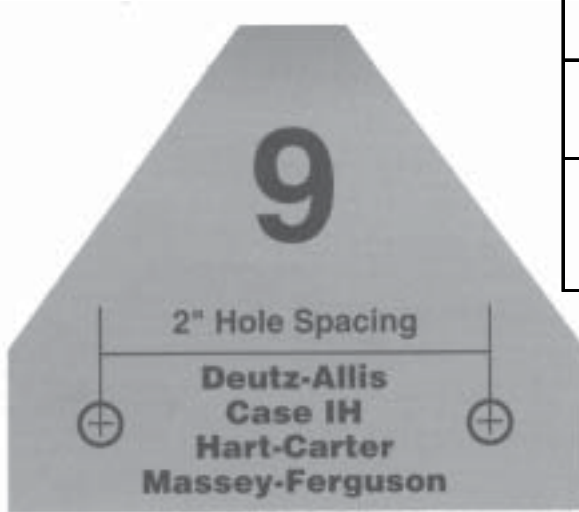
Sickle Section Chart



SHAPE #8		
ORDER NUMBER	REPLACEMENT FOR	TYPE OF SECTION
CUT 05143	D/All 71353125, Love L212A	XH TS BL CTSK
CUT 05102	Love L212C, M-F 1904914M2	XH TS PL
CUT 05144	D/All 71353125BT, Love L212ABT	XH BT BL CTSK
CUT 05224	Love L212CBT, M-F 1904914M2BT	XH BT PL

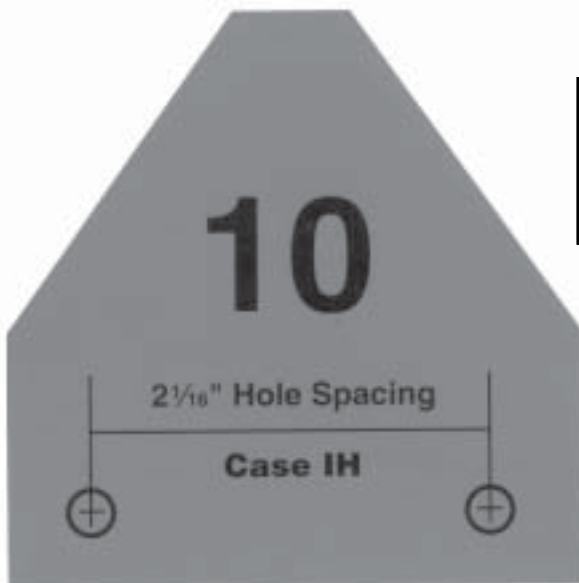
Sections for Most Combines

Sickle Section Chart



SHAPE #9		
ORDER NUMBER	REPLACEMENT FOR	TYPE OF SECTION
CUT 05024	D/All 71176531, Case IH 179736C3, M-F 1053209M1, HCC 277444	XH TS PL CTSK
CUT 05154	D/All 71176531BT, Case IH 179736C3BT, M-F 1053209M1BT, HCC 277444BT	XH BT PL CTSK

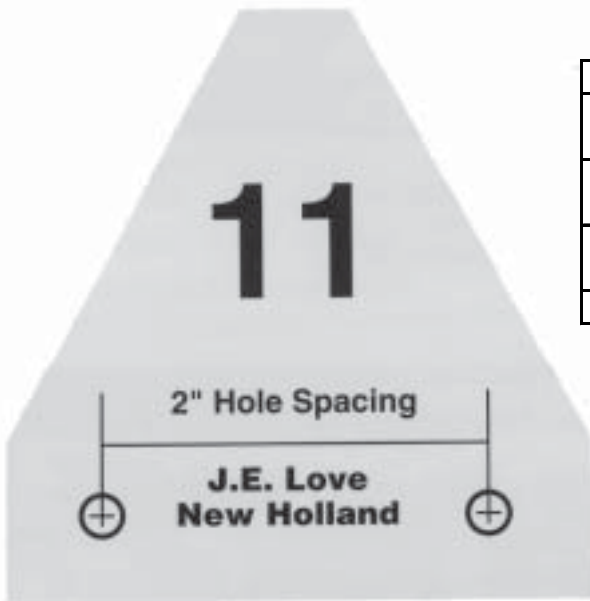
Sickle Section Chart



SHAPE #10		
ORDER NUMBER	REPLACEMENT FOR	TYPE OF SECTION
CUT 05051	Case IH 634794R3	XH TS PL
CUT 05117	Case IH 634793R3	XH TS BL

Sickle Section Chart

Shape #11		
ORDER NUMBER	REPLACEMENT FOR	TYPE OF SECTION
CUT 05072	N-H 271981PL, Love L192DCR	XH TS PL CTSK
CUT 05071	N-H 271981PL, Love L192DCR	XH TS BL CTSK
CUT 05132	Love L193CR	XH TS PL



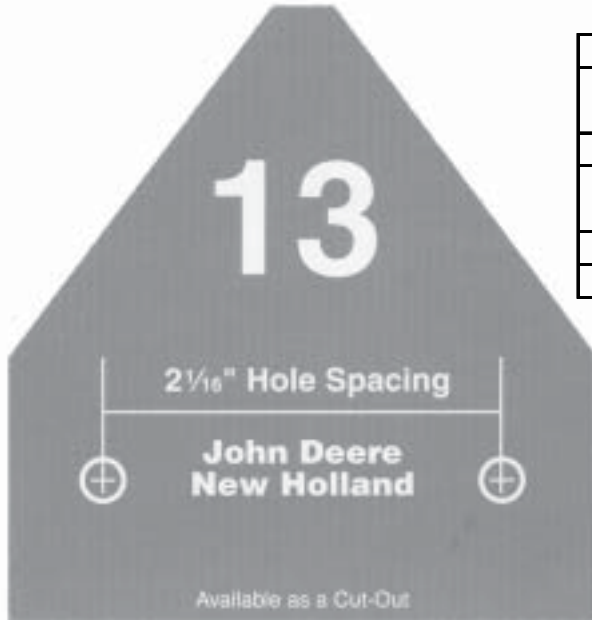
Sickle Section Chart

Shape #12		
ORDER NUMBER	REPLACEMENT FOR	TYPE OF SECTION
CUT 05023	M-F 146503M2	H TS PL
CUT 05169	M-F 146503M2BT	H BT PL



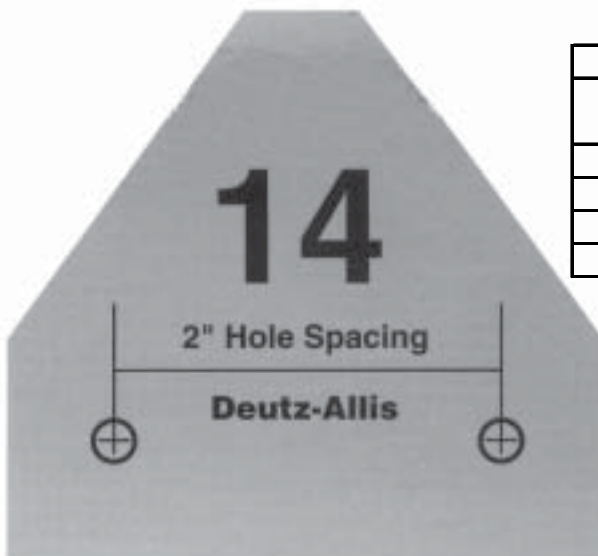
Sections for Most Combines

Sickle Section Chart



Shape #13		
ORDER NUMBER	REPLACEMENT FOR	TYPE OF SECTION
CUT 05061	J-D H84413	H TS BL
CUT 05190	H13078 N-H 134104	XH TS PL
CUT 05179	J-D H136807	XH TS PL CTSK
CUT 05063	J-D JH125893	XH TS PL CTSK

Sickle Section Chart



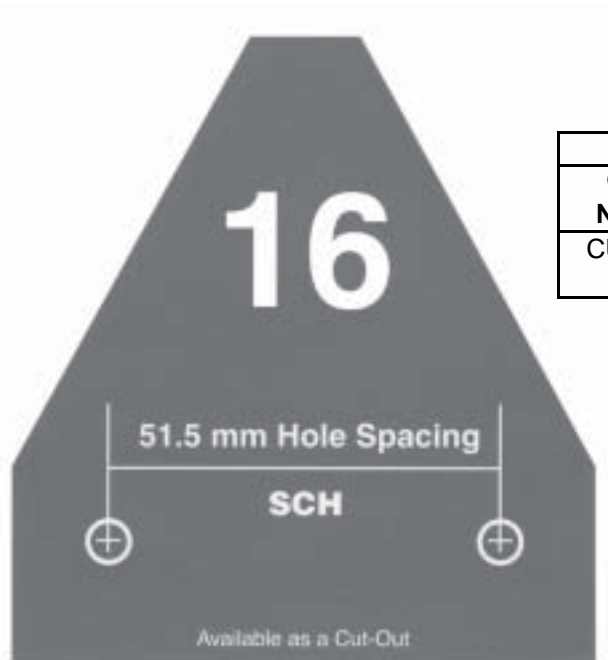
Shape #14		
ORDER NUMBER	REPLACEMENT FOR	TYPE OF SECTION
CUT 05054	D/ALL 71122784	R TS PL
CUT 05137	D/ALL 71351135	XH TS BL CTSK
CUT 05055	D/ALL 71135135	XH TS PL
CUT 05035	D/ALL 71135135BT	XH BT PL

Sections for Most Combines



Sickle Section Chart
- Shape 15

See Shape #2



Sickle Section Chart

Shape #16		
ORDER NUMBER	REPLACEMENT FOR	TYPE OF SECTION
CUT 05192	Schumacher 420-100-058 Honey Bee 26208	XH TS BL M6 x 16

"Slick Willy" Skid Shoes

Slick Willy skid shoes are custom made for a variety of manufacturer models of haybine, swather, and combine headers. Skid plates are made from Durable Virgin UHMW. UHMW is a polyethylene plastic providing good wear resistance, high impact strength and excellent abrasion resistance.



"Slick Willy" UHMW Skid Shoes

- Improve header performance in wet, sticky soils
- Extend shoe life in sandy, abrasive soils
- Eliminates soil build up
- Are a cost effective alternative to steel skid shoes

Skid Shoes are available for most manufacturers and models of haybines, swathers, and combines.

Skid shoe "kits" include:

- ¼" UHMW material to cover the entire width
- End plates (if required)
- Steel Pop Rivets

The "Slick Willy" skid shoes are pop riveted to the existing metal skid shoes. Pop rivets are placed every 8 inches and the heads are counter sunk into the poly skid shoe to extend the life of the pop rivets. The skid shoes are bent to match the existing profile of the steel skid plates to ensure a good fit.

"Slick Willy" Skid Shoes

PART NUMBER	FITS
SWA AGCO500025	25 ft. Agco 5000 swather
SWA AGCO500030	30 ft. Agco 5000 swather
SWA CCIL70230	30 ft. CI swather
SWA CIH101025	25 ft. Case IH combine
SWA CIH101030	30 ft. Case IH combine
SWA CIH102025	25 ft. Case combine
SWA CIH102030	30 ft. Case combine
SWA CIH19-1/2	19 1/2 ft. Case IH swather
SWA CIH24-1/2	24 1/2 ft. Case IH swather
SWA CIH810025	25 ft. Case IH swather
SWA CIH810030	30 ft. Case IH swather
SWA CIH81024	24 ft. Case IH combine
SWA CIH81030	30 ft. Case IH combine
SWA CIH822025	25 ft. Case IH swather
SWA CIH822030	30 ft. Case IH swather
SWA HB25	25 ft. Honeybee header
SWA HB30	30 ft. Honeybee header
SWA HB36	36 ft. Honeybee header
SWA HB42	42 ft. Honeybee header
SWA JD22424	24 ft. John Deere Rigid combine header
SWA JD22424F	24 ft. John Deere Flex combine header
SWA JD23030F	30 ft. John Deere Flex combine header
SWA JD92525	25 ft. John Deere Rigid combine header
SWA JD93030	30 ft. John Deere Rigid combine header
SWA JD93030F	30 ft. John Deere Flex combine header
SWA MD460025	25 ft. MacDon swather
SWA MD460030	30 ft. MacDon swather
SWA MD5000	Skid shoes for MacDon 5000/5020
SWA MD9606225	25 ft. MacDon 960/962 header
SWA MD9606225	25 ft. MacDon 960/962 header
SWA MD9606230	30 ft. MacDon 960/962 header
SWA MD9606236	36 ft. MacDon 960/962 header
SWA MD97225	25 ft. MacDon 972 header
SWA MD97230	30 ft. MacDon 972 header
SWA MD97236	36 ft. MacDon 972 header
SWA MF21026	26 ft. MF 200 swather
SWA MF21030	30 ft. MF 200 swather
SWA MF21036	36 ft. MF 200 swather
SWA MF76024	24 ft. Massey Rigid combine header
SWA MF88525	25 ft. MF 885 swather
SWA MF9122	22 ft. MF Flex combine header
SWA NH11614	14 ft. NH pivot tongue
SWA NH230016KIT	16 ft. New Holland 2300 hay bine
SWA NH97330	30 ft. NH 973 combine
SWA VERS40020	20 ft. Versatile 400 swather
SWA VERS440020	20 ft. Versatile 4400 swather

SLICK WILLY UHMF Not Formed

PART NUMBER	SIZE	DESCRIPTION
SWA UH2414	2 ft. x 4 ft. x 1/4"	Plastic Sheet

INDEX - 1/2 Sections, End Sections, Overlap Sections by Part Number

SECTION NUMBER	PAGE NUMBER
03300	15-150, 15-191
03301	15-150, 15-191
03303	15-33, 15-67, 15-191
03306	15-150, 15-191
03307	15-89, 15-191
03309	15-149
03310	15-149
03311	15-149, 15-191
03312	15-67, 15-149, 15-191
03313	15-149
03314	15-149
03315	15-8, 15-33, 15-69, 15-192
03316	15-192
03318	15-8, 15-33, 15-69
03319	15-8, 15-33, 15-69, 15-192
03320	15-8, 15-33, 15-69, 15-192
03321	15-8, 15-33, 15-69, 15-192
03322	15-192
03324	15-192
03325	15-8, 15-33, 15-69, 15-192
03327	15-8, 15-33, 15-69
03328	15-7
03329	15-7
03330	15-67, 15-149
03331	15-149
03334	15-149, 15-191
03335	15-149, 15-191
03338	15-67, 15-150, 15-191
03339	15-105, 15-124, 15-191
03340	15-105, 15-124
03341	15-89, 15-191
03342	15-89, 15-191
03343	15-67, 15-191
03344	15-192
03345	15-192
03346	15-149, 15-191
03347	15-149, 15-191
03348	15-123
03349	15-123
03350	15-89
03351	15-89
03354	15-105
03355	15-33, 15-69
03356	15-33, 15-69
03357	15-8, 15-33, 15-69
03358	15-8, 15-33, 15-69, 15-192
03359	15-8, 15-33, 15-69, 15-192
03360	15-67
03361	15-67, 15-191
03362	15-87
03363	15-149, 15-192
03364	15-149, 15-192

INDEX - 1/2 Sections, End Sections, Overlap Sections by Part Number

SECTION NUMBER	PAGE NUMBER
03365	15-149, 15-192
03366	15-149, 15-192
03367	15-149
03368	15-149
05093	15-67, 15-149
05125	15-67, 15-149
05155	15-7, 15-55, 15-96
05162	15-67, 15-149, 15-191
05163	15-67, 15-149, 15-191
05180	15-105, 15-124
05181	15-105, 15-124
05217	15-105, 15-124, 15-191
05218	15-105, 15-124, 15-191

INDEX - Knife Sections by Part Number

SECTION NUMBER	PAGE NUMBER
05000	15-52, 15-67, 15-148, 15-165
05001	15-31, 15-52, 15-67, 15-148, 15-178
05002	15-87, 15-105, 15-123, 15-148
05003	15-105, 15-123, 15-148, 15-186
05004	15-105, 15-123, 15-148, 15-186
05005	15-87, 15-105, 15-123, 15-148, 15-186
05006	15-123, 15-170
05007	15-123
05008	15-123
05012	15-96
05017	15-178
05018	15-31, 15-44, 15-52, 15-67, 15-148, 15-162, 15-165
05019	15-31, 15-52, 15-67, 15-148, 15-165, 15-178
05020	15-87, 15-178
05021	15-105, 15-123
05022	15-123
05023	15-123
05024	15-7, 15-31, 15-55, 15-123
05025	15-31, 15-44, 15-123, 15-148, 15-162, 15-165, 15-186
05026	15-123, 15-186
05027	15-52, 15-67, 15-148, 15-165
05028	15-31, 15-44, 15-52, 15-67, 15-165
05029	15-52, 15-165
05030	15-123
05031	15-172
05032	15-178
05035	15-7
05036	15-31
05037	15-31, 15-67, 15-148, 15-170
05038	15-31, 15-52, 15-148, 15-162, 15-165
05042	15-31, 15-148, 15-193
05043	15-193
05044	15-105, 15-148, 15-193
05045	15-105, 15-148, 15-193
05046	15-193
05051	15-31
05052	15-123
05053	15-123
05054	15-7
05055	15-7
05056	15-31, 15-44, 15-52, 15-67, 15-148, 15-162
05057	15-31, 15-148, 15-170
05058	15-31, 15-44, 15-148, 15-162, 15-186
05060	15-87, 15-178
05061	15-87, 15-162
05062	15-31
05063	15-87
05065	15-87
05066	15-7, 15-87
05067	15-87, 15-148, 15-162
05070	15-87, 15-105, 15-123, 15-148, 15-186
05071	15-96, 15-148

INDEX - Knife Sections by Part Number

SECTION NUMBER	PAGE NUMBER
05072	15-96, 15-148
05074	15-31
05080	15-105, 15-123
05083	15-31, 15-52, 15-67, 15-148, 15-165, 15-178
05085	15-7
05086	15-31, 15-67, 15-148, 15-162, 15-165
05087	15-87, 15-178
05088	15-87
05089	15-178
05090	15-178
05091	15-7, 15-123, 15-193
05092	15-31, 15-148, 15-193
05094	15-178
05095	15-178
05097	15-178
05098	15-178
05100	15-178
05102	15-7, 15-123, 15-193
05103	15-31, 15-148, 15-193
05105	15-31
05106	15-193
05107	15-178
05108	15-178
05109	15-178
05111	15-87, 15-178
05114	15-7, 15-44, 15-87
05115	15-44, 15-87
05116	15-7, 15-44, 15-87
05117	15-31
05118	15-123
05119	15-31, 15-52, 15-67, 15-148, 15-162, 15-178
05120	15-7, 15-87
05121	15-87
05122	15-31, 15-148
05123	15-87, 15-105, 15-123, 15-148, 15-186
05124	15-105, 15-123, 15-148
05132	15-96
05133	15-7, 15-31, 15-55, 15-123
05134	15-87
05135	15-7
05136	15-7
05137	15-7
05138	15-7, 15-55
05139	15-87, 15-105, 15-123
05140	15-7
05141	15-7
05143	15-7, 15-96, 15-193
05144	15-7, 15-96, 15-193
05147	15-31
05148	15-31
05149	15-31

INDEX - Knife Sections by Part Number

SECTION NUMBER	PAGE NUMBER
05150	15-31, 15-193
05151	15-31, 15-193
05152	15-31
05153	15-31, 15-193
05154	15-7, 15-31, 15-55, 15-123
05156	15-87, 15-105, 15-123, 15-148
05157	15-148
05158	15-87, 15-148
05159	15-96, 15-148
05161	15-148, 15-193
05164	15-178
05165	15-87, 15-178
05168	15-123, 15-170
05169	15-123
05170	15-87
05171	15-87
05173	15-87
05174	15-87
05175	15-87
05177	15-87
05179	15-87
05182	15-87, 15-105, 15-123, 15-148
05183	15-178
05184	15-178
05185	15-178
05186	15-178
05187	15-178
05188	15-178
05189	15-172
05190	15-87, 15-148
05191	15-87
05192	15-172
05193	15-172
05194	15-44, 15-52, 15-123, 15-162, 15-165
05195	15-7
05196	15-7
05197	15-7
05198	15-7
05199	15-7
05200	15-31
05201	15-31, 15-162
05202	15-44
05203	15-44, 15-87
05204	15-87
05205	15-55, 15-123
05206	15-67
05207	15-87
05208	15-87
05209	15-87
05210	15-87
05211	15-87
05212	15-87

INDEX - Knife Sections by Part Number

SECTION NUMBER	PAGE NUMBER
05213	15-87
05214	15-87
05215	15-96
05216	15-96
05219	15-123
05220	15-123
05221	15-148
05222	15-186
05223	15-186
05224	15-193
05225	15-193
05226	15-193
05227	15-172
05228	15-172

INDEX - Knives by Part Number

BOLTED NUMBER	RIVETED NUMBER	PAGE NUMBER
07015	06015	15-1
	06016	15-1
07017	06017	15-1
07018	06018	15-1
07019	06019	15-1
07020	06020	15-1
07021	06021	15-1
07024	06024	15-1
07025	06025	15-1
07026	06026	15-1
07027	06027	15-1
07028	06028	15-1
07029	06029	15-1
07030	06030	15-1
07032	06032	15-2
07033	06033	15-2
07034	06034	15-2
07035	06035	15-2
	06036	15-2
07038	06038	15-2, 15-26, 15-54
07039	06039	15-2, 15-26, 15-54
	06040	15-2, 15-54
07041	06041	15-2, 15-26, 15-54
07042	06042	15-3, 15-26, 15-54
07043	06043	15-3, 15-26, 15-54
07044	06044	15-26, 15-54
07045	06045	15-26, 15-54
07046	06046	15-3, 15-26, 15-54
07047	06047	15-3, 15-27, 15-55
07048	06048	15-3, 15-27, 15-55
07049	06049	15-3, 15-27, 15-55
07050	06050	15-3
07051	06051	15-3, 15-27, 15-55
	06052	15-3
	06053	15-3
07054	06054	15-4
07055	06055	15-4
07056	06056	15-4
07057	06057	15-4
07058	06058	15-4
07059	06059	15-4
07060	06060	15-4
07061	06061	15-4
07062	06062	15-4
07063	06063	15-4
07064	06064	15-4
07065	06065	15-4
07066	06066	15-4
07067	06067	15-4

INDEX - Knives by Part Number

BOLTED NUMBER	RIVETED NUMBER	PAGE NUMBER
07070		15-5
07071		15-5
07072		15-5
07073		15-5
07074		15-5
07075		15-5
07076		15-5
07077		15-5
07078		15-5
07079		15-5
07080		15-5
07081		15-5
07082		15-5
07083		15-5
07084		15-5
07085		15-5
07086		15-5
07087		15-5
07088		15-5
07089		15-5
07090		15-5
07091		15-5
07092		15-5
07093		15-5
07094		15-5
07095		15-5
07096		15-5
07097		15-5
07098		15-5
07099		15-5
07100		15-6
07101		15-6
07102		15-6
07103		15-6
07104		15-6
07105		15-6
07106		15-6
	06107	15-6
07114	06114	15-27
07115	06115	15-27
07116	06116	15-27
07117	06117	15-27
07118	06118	15-27
07119	06119	15-27
07120	06120	15-27
07121	06121	15-27
07122	06122	15-27
07123	06123	15-27
07124	06124	15-27
07125	06125	15-27
07126	06126	15-28
07127	06127	15-28

INDEX - Knives by Part Number

BOLTED NUMBER	RIVETED NUMBER	PAGE NUMBER
07128	06128	15-28
07129	06129	15-28
07130	06130	15-28
07131	06131	15-28
07132	06132	15-28
07133	06133	15-28
07134	06134	15-28
07135	06135	15-28
07136		15-29
07137		15-29
07139		15-29
07140		15-29
07141		15-29
07142		15-29
07144		15-29
07145		15-29
07147		15-29
07148		15-29
07150		15-29
07151		15-29
07152		15-29
07153		15-29
07154		15-30
07155		15-30
07156		15-30
07157		15-30
07158		15-30
07159		15-30
07161		15-30
07162		15-30
07164		15-30
07165		15-30
07166		15-30
07167		15-30
07168		15-30
07169		15-30
07171		15-14, 15-42, 15-159
07172	06172	15-14, 15-131
07174	06174	15-14, 15-131, 15-183
07175	06175	15-14, 15-131, 15-183
07176	06176	15-14, 15-131, 15-183
07177	06177	15-14, 15-131
07178	06178	15-14, 15-131
	06179	15-14, 15-131
07181	06181	15-14, 15-42, 15-159
07182	06182	15-14, 15-42, 15-159
07183	06183	15-14, 15-42, 15-159
07184	06184	15-14, 15-42, 15-159
07186	06186	15-14, 15-42, 15-159
07187	06187	15-14, 15-42, 15-159
07188	06188	15-14, 15-42, 15-159
07189	06189	15-14, 15-42, 15-159

INDEX - Knives by Part Number

BOLTED NUMBER	RIVETED NUMBER	PAGE NUMBER
07191	06191	15-16, 15-44, 15-161
07192	06192	15-16, 15-44, 15-161
07193	06193	15-16, 15-44, 15-161
07194	06194	15-18
07195	06195	15-18
07196	06196	15-18
07197	06197	15-18
07198	06198	15-18
07199	06199	15-18
07200	06200	15-18
07201		15-18
07202	06202	15-18
07204	06204	15-19
07205	06205	15-19
07206	06206	15-19
07207	06207	15-19
07208	06208	15-19
07209	06209	15-19
07210	06210	15-19
07211	06211	15-19
07213	06213	15-15
07214	06214	15-15
07215	06215	15-15
07216	06216	15-19, 15-99, 15-114, 15-140
07217	06217	15-19
07218	06218	15-19
	06219	15-19
07220	06220	15-19
	06221	15-19
07222	06222	15-16, 15-20
07223	06223	15-20
	06224	15-20
07228	06228	15-15, 15-57
07229	06229	15-15, 15-57
07230	06230	15-15, 15-57
07232	06232	15-22, 15-61
07233	06233	15-22, 15-61
07234	06234	15-22, 15-61
07235	06235	15-22, 15-61
07236	06236	15-22, 15-58, 15-60, 15-61
07239	06239	15-22, 15-61
07240	06240	15-22, 15-61
07241	06241	15-22, 15-61
07242	06242	15-22, 15-60, 15-61, 15-62
07243		15-22, 15-60, 15-61, 15-62
07244	06244	15-22, 15-61
07245	06245	15-22, 15-61
07246		15-22, 15-61
07248	06248	15-22, 15-61
07249	06249	15-22, 15-60, 15-61
07250		15-22, 15-60, 15-61
07251	06251	15-22, 15-61

INDEX - Knives by Part Number

BOLTED NUMBER	RIVETED NUMBER	PAGE NUMBER
07252	06252	15-21, 15-60
07253	06253	15-21, 15-60
07254	06254	15-21, 15-60
07255	06255	15-21, 15-60
07256	06256	15-17, 15-161
07257	06257	15-17, 15-161
07258	06258	15-17, 15-161
07259	06259	15-17, 15-161
07260	06260	15-21
07261	06261	15-21
07262	06262	15-21
07263	06263	15-17, 15-59
07264	06264	15-17, 15-59
07265		15-17, 15-59
07266		15-17, 15-59
07267	06267	15-17, 15-59
07268		15-17, 15-59
07269		15-17, 15-59
07270		15-18, 15-60
07271		15-18, 15-60
07272	06272	15-18, 15-60
07273	06273	15-23, 15-65
07274	06274	15-23, 15-65
07275		15-23, 15-65
07276	06276	15-23, 15-65
07277	06277	15-23, 15-65
07278	06278	15-23, 15-65
07279		15-23, 15-65
07280	06280	15-23, 15-65
07281	06281	15-25, 15-66
07282	06282	15-25, 15-66
07283	06283	15-25, 15-66
07284	06284	15-25, 15-66
07285	06285	15-25, 15-66
07286		15-25, 15-66
07287		15-25, 15-66
07288	06288	15-25, 15-66
07289		15-25, 15-66
07290		15-25, 15-66
07291		15-66
07292		15-66
07293	06293	15-25, 15-66
07294		15-25, 15-66
07295	06295	15-25, 15-66
07296		15-25, 15-66
07297	06297	15-25, 15-66
07298		15-25, 15-66
07299	06299	15-25, 15-66
07300		15-25, 15-66
07301	06301	15-25, 15-66
07302		15-25, 15-66
07303	06303	15-25, 15-66

INDEX - Knives by Part Number

BOLTED NUMBER	RIVETED NUMBER	PAGE NUMBER
07304		15-25, 15-66
07305	06305	15-41
07306	06306	15-41
07307	06307	15-41
07308	06308	15-41
07310	06310	15-43
07311	06311	15-43
07312	06312	15-41
07313	06313	15-42
07314	06314	15-42
07315	06315	15-43, 15-112, 15-160
07316	06316	15-43, 15-160
07317	06317	15-43, 15-48, 15-164
	06322	15-131
07323	06323	15-132
07324	06324	15-132
	06325	15-132
	06326	15-132
	06327	15-132
07328	06328	15-132
07329		15-132
07331	06331	15-132
07332	06332	15-132
07333	06333	15-133
07334	06334	15-133
07335	06335	15-133
07336	06336	15-133
07339	06339	15-133
07340	06340	15-134
07341	06341	15-134
07342		15-134
07343	06343	15-134
07344	06344	15-134
07345		15-134
07347	06347	15-134
07348		15-134
07349		15-134
07351	06351	15-134
07352	06352	15-135
07353	06353	15-135
07354		15-135
07356	06356	15-137
07357	06357	15-137
07358	06358	15-137
07359	06359	15-137
07360	06360	15-136
07361	06361	15-136
07362	06362	15-136
07363	06363	15-136
07364		15-136
07365		15-136
07366	06366	15-136

INDEX - Knives by Part Number

BOLTED NUMBER	RIVETED NUMBER	PAGE NUMBER
07367	06367	15-136
07368	06368	15-79, 15-99, 15-114, 15-140
07369	06369	15-79, 15-99, 15-114, 15-140, 15-183
07370	06370	15-79, 15-99, 15-114, 15-140
07371	06371	15-79, 15-99, 15-114, 15-140, 15-183
07372	06372	15-79, 15-99, 15-114, 15-140
07373	06373	15-79, 15-99, 15-114, 15-140, 15-183
07374	06374	15-137
07375	06375	15-137
07376	06376	15-137
07377	06377	15-138
07378	06378	15-138
07379	06379	15-138
07380	06380	15-138
07381	06381	15-138
07382	06382	15-138
07383	06383	15-138
07384	06384	15-138
07385	06385	15-138
07386	06386	15-138
07387	06387	15-141
07388	06388	15-141
07389	06389	15-141
07390	06390	15-141
	06391	15-141
07392	06392	15-141
07393	06393	15-141
07395		15-141
07397	06397	15-141
07398	06398	15-141
	06399	15-141
07400	06400	15-141
07401	06401	15-141
07403		15-141
07405	06405	15-142
07406	06406	15-142
	06407	15-142
07408	06408	15-142
07409	06409	15-142
07410		15-142
07411		15-142
07413	06413	15-142
07414	06414	15-142
	06415	15-142
07416	06416	15-142
07417	06417	15-142
07418		15-142
07419		15-142
07421	06421	15-139
07422	06422	15-139
07423		15-139
07424	06424	15-139

INDEX - Knives by Part Number

BOLTED NUMBER	RIVETED NUMBER	PAGE NUMBER
07425	06425	15-139
07426		15-139
07427	06427	15-139
07428	06428	15-139
07429		15-139
07430	06430	15-139
07431	06431	15-139
07432		15-139
07433	06433	15-140
07434	06434	15-140
07435	06435	15-140
07436	06436	15-99, 15-114, 15-143, 15-184
07437	06437	15-99, 15-114, 15-143, 15-184
07438	06438	15-99, 15-114, 15-143,
07439	06439	15-99, 15-114, 15-143
07440	06440	15-99, 15-114, 15-143
07441	06441	15-99, 15-114, 15-143, 15-184
07442	06442	15-99, 15-114, 15-143
07443	06443	15-99, 15-114, 15-143
07444	06444	15-99, 15-114, 15-143, 15-184
07445		15-144
07446		15-144
07447		15-144
07448		15-144
07449		15-144
07450		15-144
07451		15-145
07452		15-145
07453		15-145
07454		15-145
07455	06455	15-95, 15-146
07456	06456	15-95, 15-146
07457	06457	15-95, 15-146
07458	06458	15-95, 15-146
07459	06459	15-95, 15-146
07460	06460	15-95, 15-146
07461	06461	15-95, 15-146
07462	06462	15-95, 15-146
07463	06463	15-95, 15-146
07464	06464	15-95, 15-146
07465	06465	15-95, 15-146
07466	06466	15-95, 15-146
07467	06467	15-95
07468	06468	15-95
07469	06469	15-147
07470	06470	15-147
07471	06471	15-147
07472	06472	15-147
07473	06473	15-147
07474		15-146
07475	06475	15-147
07476		15-146

INDEX - Knives by Part Number

BOLTED NUMBER	RIVETED NUMBER	PAGE NUMBER
07477	06477	15-147
07478		15-146
07479	06479	15-147
07480		15-146
07481	06481	15-147
07482		15-146
07483	06483	15-147
07484		15-146
07485	06485	15-173
	06486	15-173
07487	06487	15-173
07488	06488	15-173
07489	06489	15-173
07491	06491	15-173
07492	06492	15-173
07493		15-173
07494	06494	15-173
07495	06495	15-173
07496	06496	15-173
07498	06498	15-173
07499	06499	15-173
07500		15-173
07501	06501	15-174
07502	06502	15-174
07503	06503	15-174
07504	06504	15-174
07505	06505	15-174
07506		15-174
07507	06507	15-174
07508	06508	15-174
07509	06509	15-174
07510	06510	15-175
07511	06511	15-175
07512	06512	15-175
07513	06513	15-175
07514	06514	15-175
07515	06515	15-175
07516	06516	15-175
07517	06517	15-175
	06518	15-177
	06519	15-177
	06520	15-177
	06521	15-177
	06522	15-177
	06523	15-177
	06524	15-177
	06525	15-177
	06526	15-177
	06527	15-177
	06528	15-177
	06529	15-177
	06530	15-177

INDEX - Knives by Part Number

BOLTED NUMBER	RIVETED NUMBER	PAGE NUMBER
07531	06531	15-63, 15-176
07532	06532	15-63, 15-176
	06533	15-63, 15-176
07534		15-63, 15-176
07535	06535	15-24, 15-63, 15-176
07536	06536	15-24, 15-63, 15-176
	06537	15-63, 15-176
07538		15-63, 15-176
07539	06539	15-24, 15-63, 15-176
07540	06540	15-24, 15-63, 15-176
	06548	15-79, 15-99, 15-114, 15-140
07549		15-145
07550		15-145
07551	06551	15-81, 15-101, 15-117, 15-185
07552		15-81, 15-98, 15-101, 15-117,
07553	06553	15-81, 15-101, 15-117, 15-185
07554		15-98, 15-118
07555	06555	15-81, 15-101, 15-117, 15-185
07556		15-98, 15-118
07557	06557	15-58, 15-62
07558	06558	15-62
07559	06559	15-49, 15-59
07560	06560	15-49, 15-59
07561		15-59
07563	06563	15-24, 15-63
07564	06564	15-24, 15-63
07565	06565	15-24, 15-63
07566	06566	15-24, 15-63
07567	06567	15-62
07568	06568	15-62
07569	06569	15-62
07570	06570	15-62
07571	06571	15-62
07572	06572	15-62
07585	06585	15-75
07586	06586	15-75
	06587	15-75
07588	06588	15-75
07589	06589	15-75
07590	06590	15-75
07591	06591	15-75
07592	06592	15-75
07593	06593	15-75
07594	06594	15-75
07595	06595	15-76
07596	06596	15-76
07597	06597	15-76, 15-79
07598	06598	15-76, 15-79
07599	06599	15-79
07600	06600	15-76, 15-79
07601	06601	15-76, 15-79
07602	06602	15-79

INDEX - Knives by Part Number

BOLTED NUMBER	RIVETED NUMBER	PAGE NUMBER
07603	06603	15-79
07604	06604	15-79
07605	06605	15-77
07606	06606	15-79
07607	06607	15-111
07608	06608	15-111
07609	06609	15-111
07610	06610	15-112
07611	06611	15-112
07612	06612	15-112
07613	06613	15-113
07614	06614	15-113
07615	06615	15-113
07616	06616	15-113
	06617	15-113
	06618	15-113
	06619	15-113
07620	06620	15-115, 15-183
07621	06621	15-115, 15-183
07622	06622	15-81, 15-101, 15-117, 15-185
07623	06623	15-81, 15-101, 15-117, 15-185
07624		15-81, 15-97, 15-98, 15-101, 15-117, 15-118
07625		15-81, 15-97, 15-101, 15-117
07626	06626	15-81, 15-101, 15-117
07627	06627	15-81, 15-101, 15-117
07628	06628	15-81, 15-101, 15-117
07629	06629	15-81, 15-101, 15-117
07630	06630	15-81, 15-101, 15-117
07632	06632	15-101, 15-117, 15-184
07634		15-100, 15-101, 15-117
07635	06635	15-101, 15-117, 15-184
07636		15-101, 15-117
07638		15-100, 15-101, 15-117
07639	06639	15-101, 15-117, 15-184
07641		15-100, 15-101, 15-117
07644		15-98, 15-102, 15-118
07646	06646	15-98, 15-102, 15-118
07648		15-102
07650	06650	15-102
07652		15-102
07655		15-102
07657	06657	15-115, 15-168, 15-169
07658		15-115, 15-168, 15-169
07659	06659	15-115, 15-169
07660		15-115, 15-169
07661	06661	15-115, 15-169
07662		15-115, 15-169
07664	06664	15-115, 15-168, 15-169
07665		15-115, 15-168, 15-169
07666	06666	15-115, 15-169
07667		15-115, 15-169
07668	06668	15-115, 15-169

INDEX - Knives by Part Number

BOLTED NUMBER	RIVETED NUMBER	PAGE NUMBER
07669		15-115, 15-169
	06670	15-112, 15-169
	06671	15-112, 15-169
	06672	15-112, 15-169
	06673	15-112, 15-169
07674	06674	15-100, 15-116
07675	06675	15-100, 15-116
07676	06676	15-100, 15-116
07677	06677	15-100, 15-116
07678	06678	15-100, 15-116
07679	06679	15-100, 15-116
07680	06680	15-100, 15-116
07681	06681	15-100, 15-116
07682	06682	15-100, 15-116
07683	06683	15-100, 15-116
07684	06684	15-120, 15-121
07685	06685	15-120
07686	06686	15-120, 15-121
07687	06687	15-120, 15-121
07688	06688	15-120, 15-121
07689	06689	15-120, 15-121
07690	06690	15-120, 15-121
07691	06691	15-120, 15-121
07692		15-120, 15-121
07693	06693	15-119
07694	06694	15-119
07695	06695	15-119
07696	06696	15-119
07697	06697	15-119
07699	06699	15-119
07700	06700	15-121
07701	06701	15-121
07702	06702	15-121
07703	06703	15-121
07704	06704	15-122
07705	06705	15-122
07706	06706	15-122
07707	06707	15-122
07708	06708	15-122
07709	06709	15-122
07710	06710	15-122
07711	06711	15-122
07712	06712	15-122
07713	06713	15-122
07715	06715	15-122
07716	06716	15-122
07717		15-122, 15-185
07718		15-122, 15-185
07719		15-122, 15-185
07720		15-122, 15-185
07721		15-122, 15-185
07722		15-122, 15-185

INDEX - Knives by Part Number

BOLTED NUMBER	RIVETED NUMBER	PAGE NUMBER
07723		15-122, 15-185
07724		15-122, 15-185
07725	06725	15-23, 15-24, 15-64, 15-65
07726	06726	15-23, 15-24, 15-64, 15-65
07727		15-23
07728		15-23
07729		15-23
07730		15-23
07731	06731	15-24
07732	06732	15-24
07733		15-24
07734		15-24
07736	06736	15-113
07737	06736	15-113
07738	06738	15-113
07739	06739	15-18
07740		15-18
07741	06741	15-18
07742	06742	15-77
07743	06743	15-77
07746	06746	15-77, 15-80
07747	06747	15-77, 15-80
07749	06749	15-77, 15-80
07750	06750	15-77, 15-80
07752	06752	15-80
07753	06753	15-80
07754	06754	15-80
07755	06755	15-80
07756	06756	15-80
07757	06757	15-78, 15-82
07758	06758	15-78, 15-82
07759		15-78, 15-82
07760		15-78, 15-82
07761	06761	15-78, 15-82
07762		15-78, 15-82
07763		15-78, 15-82
07765	06765	15-78, 15-82
07766		15-78, 15-82
07767		15-78, 15-82
07769	06769	15-78, 15-82
07770		15-78, 15-82
07771		15-78, 15-82
07773	06773	15-78, 15-82
07774		15-78, 15-82
07775		15-78, 15-82
07777	06777	15-86
07779	06779	15-86
07781	06781	15-86
07783	06783	15-83, 15-84
07784	06784	15-83, 15-84
07785		15-84
07786	06786	15-83, 15-85

INDEX - Knives by Part Number

BOLTED NUMBER	RIVETED NUMBER	PAGE NUMBER
07787		15-85
07788	06788	15-83, 15-85
07789		15-85
07790	06790	15-83, 15-85
07791		15-85
07818	06818	15-167
07819	06819	15-167
07820	06820	15-167
07821	06821	15-48
07822	06822	15-48
07823	06823	15-48
07824		15-49
07825		15-49
07826		15-49
07827		15-49
	06828	15-168
	06829	15-167
	06830	15-167
	06831	15-168
	06832	15-167
	06833	15-167
07834		15-97
07835		15-103
07836		15-103
07837		15-103
07838		15-103
07839		15-97
07840		15-98, 15-118
07841		15-98, 15-118
07842		15-98, 15-118
07843	06843	15-159
07844	06844	15-160
07845	06845	15-48, 15-164
07846	06846	15-50, 15-164
07847	06847	15-48, 15-50, 15-164
07848	06848	15-48, 15-50, 15-164
07849	06849	15-50, 15-164
07850	06850	15-50, 15-164
07851	06851	15-50, 15-165
07852	06852	15-50, 15-165
07853	06853	15-50, 15-165
07854	06854	15-50, 15-165
07855	06855	15-50, 15-165
	06860	15-170
	06861	15-170
	06862	15-170
	06863	15-170
	06864	15-170
07865		15-97
07866		15-97
07867		15-98, 15-118
07869		15-98, 15-102, 15-118

INDEX - Knives by Part Number

BOLTED NUMBER	RIVETED NUMBER	PAGE NUMBER
07870		15-98, 15-102, 15-118
07871		15-98, 15-118
07872		15-98, 15-118
07873		15-98, 15-118
07874		15-98, 15-118
07875		15-100
07876		15-100
07877		15-100
07880	06880	15-102
07881	06881	15-102
07882		15-103
07883		15-103
07884		15-103
07885		15-103
07886		15-103
07887		15-103
07888		15-103
07889		15-103
	06890	15-100, 15-116
	06891	15-100, 15-116
07892		15-175
07898		15-174
	06899	15-1
	06900	15-1
	06901	15-1
	06902	15-1
	06904	15-1
07908	06908	15-3, 15-26, 15-54
07909	06909	15-3, 15-26, 15-54
07910	06910	15-26, 15-54
07911	06911	15-26, 15-54
07912	06912	15-3, 15-26, 15-54
07913		15-3, 15-27, 15-55
07914		15-3, 15-27, 15-55
07915		15-3, 15-27, 15-55
07916		15-3, 15-27
07917		15-3, 15-55
07918	06918	15-4
07919	06919	15-4
07920	06920	15-4
07921	06921	15-4
07922	06922	15-4
07923	06923	15-4
07924	06924	15-4
07930		15-5
07931		15-5
07932		15-5
07934		15-6
07935		15-6
07936		15-14, 15-42, 15-159
07937	06937	15-18
07938	06938	15-18

INDEX - Knives by Part Number

BOLTED NUMBER	RIVETED NUMBER	PAGE NUMBER
	06940	15-19
07941		15-20, 15-58
07942		15-20, 15-58
07943		15-20, 15-58
07944		15-20, 15-58
07945		15-20, 15-58
	06946	15-20
07947	06947	15-20
07948		15-22, 15-61
07949		15-22, 15-61
07950		15-22, 15-61
07951		15-23, 15-24, 15-65
07952		15-23, 15-24, 15-65
07953		15-24, 15-63
07954		15-24, 15-63
07955		15-25
07956		15-25
07957		15-25, 15-66
07958		15-25, 15-66
07959		15-25, 15-66
07960		15-25, 15-66
07961		15-25, 15-66
07962		15-25, 15-66
07963		15-25, 15-66
07964		15-25, 15-66
	06965	15-41
	06966	15-41
	06967	15-42
	06968	15-48
07969	06969	15-48, 15-164
07970	06970	15-48, 15-50, 15-164
07971	06971	15-50, 15-164
07972		15-49, 15-59
07973		15-49,
07974		15-49
07976		15-57
	06977	15-57
07978		15-64
07979		15-64
07980		15-64
07981		15-64
07984		15-59
07985		15-59
07986		15-59
07987	06987	15-61
07988		15-61
07989	06989	15-61
07990		15-62
07991		15-62
07992		15-65
07993		15-65
07994		15-65

INDEX - Knives by Part Number

BOLTED NUMBER	RIVETED NUMBER	PAGE NUMBER
07995		15-65
07996		15-65
07997	06997	15-80
07998	06998	15-80
07999		15-66
09083	08083	15-75
09090		15-66
09091		15-66
09092		15-66
09094	08094	15-77
09095	08095	15-77
09096		15-77
09097	08097	15-77, 15-80
09098	08098	15-77, 15-80
09099	08099	15-77
09100	08100	15-77, 15-80
09101		15-77, 15-80
09102	08102	15-80
09103		15-80
09104		15-80
09105	08105	15-80
09106		15-80
09107	08107	15-80
09108		15-80
09109	08109	15-78, 15-82
09110	08110	15-78, 15-82
09111	08111	15-78, 15-82
09112	08112	15-78, 15-82
09113	08113	15-78, 15-82
09114	08114	15-78, 15-82
09115		15-83
09116		15-83
09117		15-83
09118		15-83
09119		15-83
09120		15-83
09121	08121	15-83, 15-84
09122	08122	15-83, 15-84
	08123	15-83
09124		15-84
09125	08125	15-84
09126		15-84
09127	08127	15-84
09128		15-84
09129		15-84
09130		15-84
09131		15-84
09132		15-84
09133		15-84
09134		15-84
09135		15-84
09136	08136	15-84

INDEX - Knives by Part Number

BOLTED NUMBER	RIVETED NUMBER	PAGE NUMBER
09137		15-84
09138		15-85
09139	08139	15-85
09140		15-85
09141		15-85
09143	08143	15-85
09144		15-85
09145		15-85
09146		15-85
09147		15-85
09148		15-85
09149		15-85
09150		15-85
09151	08151	15-85
09152		15-84
	08153	15-86
09154	08154	15-86
09155	08155	15-86
	08156	15-99, 15-114, 15-140
09157		15-100
09158		15-100
09159		15-100
09160		15-98, 15-102, 15-118
09161		15-98, 15-118
09162		15-98, 15-118
09163		15-98, 15-118
09164		15-102
09181		15-103
09182		15-102
09183		15-102
09184		15-103
09185		15-103
09186		15-103
09187		15-103
09188		15-103
09189		15-103
09190		15-103
09191		15-103
09192		15-103
09193		15-104
09194		15-104
09195		15-104
09196		15-104
09197		15-104
09198		15-104
09199		15-104
09202		15-104
09203		15-104
09204		15-104
09205		15-104
09206		15-104
09207		15-104

INDEX - Knives by Part Number

BOLTED NUMBER	RIVETED NUMBER	PAGE NUMBER
09208		15-104
09209		15-104
09215		15-104
09216	08216	15-111
09217	08217	15-111
09218	08218	15-112
09219	08219	15-112
09220	08220	15-111
09221	08221	15-111
09222	08222	15-111
09223	08223	15-119
09224	08224	15-119
09225	08225	15-120, 15-121
09226	08226	15-120, 15-121
09227	08227	15-120, 15-121
09228		15-120
09229		15-120
09230		15-120
09231		15-120
09232		15-120
09233	08233	15-132
09234	08234	15-132
	08235	15-132
09236		15-133
09237	08237	15-134
09238		15-134
09239		15-134
09240	08240	15-135
09241		15-135
08242		15-136
09243		15-136
09244		15-136
09245		15-136
09246		15-137
09247		15-137
	08248	15-137
09249		15-138
09250		15-138
09251		15-138
09252		15-138
09253	08253	15-139
09254	08254	15-139
09255	08255	15-141
09256	08256	15-141
09257		15-141
09258		15-141
09259	08259	15-141
09260	08260	15-141
09261		15-142
09262		15-142
09263		15-142
09264		15-142

INDEX - Knives by Part Number

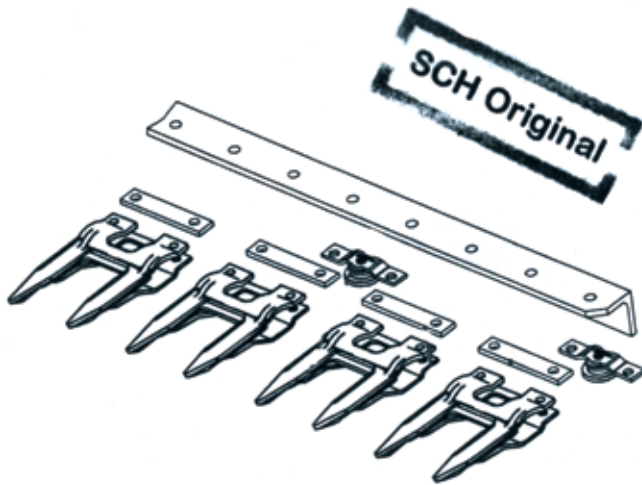
BOLTED NUMBER	RIVETED NUMBER	PAGE NUMBER
09265		15-144
09266		15-144
09267		15-144
09268		15-144
09269		15-144
09270		15-144
09271		15-144
09272		15-144
09273		15-144
09274		15-144
09275		15-144
09276		15-144
09277		15-144
09278		15-144
09279		15-144
09280		15-144
09281		15-144
09282		15-144
09283		15-145
09284		15-145
09285		15-145
09286		15-145
09287		15-145
09288		15-145
09289		15-145
09290		15-145
09291		15-145
09292		15-145
09293		15-145
09294		15-145
09295		15-145
09296		15-145
09945		15-145
09946		15-145
09947		15-145
09948		15-145
09949		15-147
09950		15-147
09952		15-100
09953		15-100
09954		15-100

SCHUMACHER EASY CUT CUTTER BAR KITS

Fits most Combines, Swathers and Mower Conditioners.

Kits include all parts to convert to the EASYCUT system, including one pre-assembled knife with knifehead (less knifehead bearing) all guards and hardware, plus ten extra replacement sections with hardware and two extra guards. Note: Speed adjustment of the cutterbar may be necessary to achieve optimum performance.

When ordering kits with Rollers, please use a "R".
When ordering kits with wear plates use a "U".



FUNCTIONS AND BENEFITS

Advantage of the sectional knife in comparison to one-piece and riveted knives:

EASY REPAIR

Easy handling of short sections. Connector bar fits anywhere on the knife back! No further processing of connecting points on knife back. Conical screw hole: Force-fit joint guaranteed.

SAVE PARTS

Quick and easy repairing.

SAVE SPACE

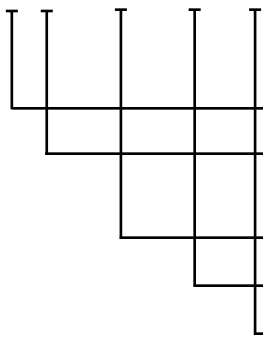
Reduced need of spare parts.

SAVE MONEY

Save time repairing - it's time to harvest!

Ordering Example:

R_JD_900_15_RK U = dashes R = underscore



U or R - (U= Wearplates, R= Rollers) If ordering "U" kit there is no dash between the "U" and the manufacturer code.

MFG - (AG, CASE, CAT, CCIL, FORD, GEHL, HESS, HB, JD, MCD, MF, NH, NI, VERS)

Model Number

Length (Feet)

FK or RK - FK (Flex)= 7 serrations per inch sections

- RK (Rigid)= 12 serrations per inch sections

CODE	MANUFACTURER
AG	Agco
CASE	Case IH
CAT	Caterpillar
CCIL	Co-op Implements
FORD	Ford
GEHL	Gehl
HESS	Hesston

CODE	MANUFACTURER
HB	Honeybee
JD	John Deere
MCD	MacDon
MF	Massey Ferguson
NH	New Holland
NI	New Idea
VERS	Versatile

SCHUMACHER EASY CUT KIT SAMPLE LISTING

AGCO	
CUTR_AG_5000_25_RK	25' AGCO 5000 Regular Sections w/rollers
CASE IH	
CUTR_CASE_100_7_RK	7' CASE 100 Regular Sections w/rollers
CUTR_CASE_1490_12_RK	12' CASE 1490 Regular Sections w/rollers
CUTR_CASE_4000_14_RK	14' CASE 4000 Regular Sections w/rollers
CUTR_CASE_4000_16.5FK	16.5' CASE 4000 7 Serration Sections w/rollers
CUTR_CASE_4000_19.5RK	19.5' CASE 4000 Regular Sections w/rollers
CUTR_CASE_4000_24.5RK	24.5' CASE 4000 Regular Sections w/rollers
CUTR_CASE_500_25_RK	25' CASE 500 Regular Sections w/rollers
CUTR_CASE_5000_14.5_RK	14.5' CASE 5000 Regular Sections w/rollers
CUTR_CASE_5000_18.5_FK	18.5' CASE 5000 7 Serration Sections w/rollers
CUTR_CASE_5000_25_RK	25' CASE 5000 Regular Sections w/rollers
CUTR_CASE_6000_25_RK	25' CASE 6000 Regular Sections w/rollers
CUTR_CASE_725_25_RK	25' CASE 725 Regular Sections w/rollers
CUTR_CASE_810_24_RK	24' CASE 810 Regular Sections w/rollers
CUTR_CASE_8240_35_RK	35' CASE 8240 Regular Sections w/rollers
CUTR_CASE_8360_12_RK	12' CASE 8360 Regular Sections w/rollers
CUTR_CASE_8820_25_RK	25' CASE 8820 Regular Sections w/rollers
CUTR_CASE_8820_DD_25_RK	25', CASE 8820 Double Drive Regular Sections w/rollers
CUTR_CASE_8820_DD_16_FK	16' CASE 8820 Double Drive 7 Serration Sections w/rollers
CUTUCASE-4000-14-FK	14' CASE 4000 Fine Sections w/wearplates
CUTUCASE-8370-14-RK	14' CASE 8370 Regular Sections w/wearplates
CCIL	
CUTR_CCIL_722_27_RK	27' CCIL 722 Regular Sections w/rollers
CUTR_CCIL_722_30_RK	30' CCIL 722 Regular Sections w/rollers
HONEYBEE	
CUTR_HB_18_RK	18' HONEY BEE Regular Sections w/rollers
CUTR_HB_26_RK	26' HONEY BEE Regular Sections w/rollers
CUTR_HB_30_RK	30' HONEY BEE Regular Sections w/rollers
CUTR_HB_DD_26_RK	26' HONEY BEE Double Drive Regular Sections w/rollers
CUTR_HB_DD_30_RK	30' HONEY BEE Double Drive Regular Sections w/rollers
CUTR_HB_DD_36_RK	36' HONEY BEE Double Drive Regular Sections w/rollers
CUTUHB-94C-30-RK	30' HONEY BEE 94C Regular Sections w/wear plates
HESSTON	
CUTR_HESS_1014_14_RK	14' HESSTON 1014 Regular Sections w/rollers
CUTR_HESS_1160_14_RK	14' HESSTON 1160 Regular Sections w/rollers
CUTR_HESS_1200_25_RK	25' HESSTON 1200 Regular Sections w/rollers
CUTR_HESS_6450_21_RK	21' HESSTON 6450 Regular Sections w/rollers
CUTR_HESS_6650_18_DD_RK	18' HESSTON 6650 Double Drive Regular Sections w/rollers
CUTR_HESS_8100_16_DD_RK	16' HESSTON 8100 Double Drive Regular Sections w/rollers
CUTR_HESS_8100_25_DD_RK	25' HESSTON 8100 Double Drive Regular Sections w/rollers
CUTR_HESS_8200_14_FK	14' HESSTON 8200 Fine Sections w/rollers
CUTUHESS-5200-25-RK	25' HESSTON 5200 Regular Sections w/wear plates
CUTUHESS-6450-21-DD-RK	21' HESSTON 6450 Double Drive Regular Sections w/wear plates
CUTUHESS-6450-21-RK	21' HESSTON 6450 Regular Sections w/wear plates

SCHUMACHER EASY CUT KIT SAMPLE LISTING

JOHN DEERE	
CUTR_JD_160_30_RK	30' JOHN DEERE 160 Regular Sections w/rollers
CUTR_JD_220_20_RK	20' JOHN DEERE 220 Regular Sections w/rollers
CUTR_JD_224_24_RK	24' JOHN DEERE 224 Regular Sections w/rollers
CUTR_JD_2320_21_RK	21' JOHN DEERE 2320 Regular Sections w/rollers
CUTR_JD_2320_25_RK	25, JOHN DEERE 2320 Regular Sections w/rollers
CUTR_JD_2420_21_FK	21' JOHN DEERE 2420 7 Serration Sections w/rollers
CUTR_JD_2420_21_RK	21' JOHN DEERE 2420 Regular Sections w/rollers
CUTR_JD_590_21_RK	21' JOHN DEERE 590 Regular Sections w/rollers
CUTR_JD_635_35_FK	35' JOHN DEERE 635 Fine Sections w/rollers
CUTR_JD_900_30_RK	30' JOHN DEERE 900 Regular Sections w/rollers
CUTUJD-1424-14-FK	14' JOHN DEERE 1424 Fine Sections w/wear plates
CUTUJD-1600-DD-16-RK	16' JOHN DEERE 1600 Double Drive Regular Sections w/wear plates
CUTUJD-635-35-RK	35' JOHN DEERE 635 Regular Sections w/wear plates
MACDON	
CUTR_MCD_1900_30_RK	30' MACDON 1900 Regular Sections w/rollers
CUTR_MCD_3000_25_RK	25' MACDON 3000 Regular Sections w/rollers
CUTR_MCD_5000_16_RK	16' MACDON 5000 Regular Sections w/rollers
CUTR_MCD_5010_14_RK	14' MACDON 5010 Regular Sections w/rollers
CUTR_MCD_7000_30_RK	30' MACDON 6000/7000 Regular Sections w/rollers
CUTR_MCD_960_21_RK	21' MACDON 960 Regular Sections w/rollers
CUTR_MCD_960_25_RK	25' MACDON 960 Regular Sections w/rollers
CUTR_MCD_960_30_RK	30' MACDON 960 Regular Sections w/rollers
CUTR_MCD_963_30_RK	30' MACDON 963 Regular Sections w/rollers
CUTR_MCD_972_25_RK	25' MACDON 972 Regular Sections w/rollers
CUTR_MCD_972_30_FK	30' MACDON 972 Fine Sections w/rollers
CUTR_MCD_972_30_RK	30' MACDON 972 Regular Sections w/rollers
CUTR_MCD_972_36_RK	36' MACDON 972 Regular Sections w/rollers
CUTR_MCD_972_DD_25_RK	25' MACDON 972 Double Drive Regular Sections w/rollers
CUTR_MCD_972_DD_30_RK	30' MACDON 972 Double Drive Regular Sections w/rollers
CUTR_MCD_972_DD_36_RK	36' MACDON 972 Double Drive Regular Sections w/rollers
CUTUMCD-5010-16-RK	16' MACDON 5010 Regular Sections w/wear plates
MASSEY	
CUTR_MF_200_22.5_RK	22.5' MASSEY 200 Regular Sections w/rollers
CUTR_MF_200_30_RK	30' MASSEY 200 Regular Sections w/rollers
CUTR_MF_220_18_RK	18' MASSEY 220 Regular Sections w/rollers
CUTR_MF_220_22_RK	22' MASSEY 220 Regular Sections w/rollers
CUTR_MF_220_30_RK	30' MASSEY 220 Regular Sections w/rollers
CUTR_MF_34_16_RK	16' MASSEY 34 Regular Sections w/rollers
CUTR_MF_5200_30_RK	30' MASSEY 5200 Regular Sections w/rollers
CUTR_MF_655_18_RK	18' MASSEY 655 Regular Sections w/rollers
CUTR_MF_9224_24_RK	24' MASSEY 9224 Regular Sections w/rollers
CUTR_MF_9700_24_RK	24' MASSEY 9700 Regular Sections w/rollers

SCHUMACHER EASY CUT KIT SAMPLE LISTING

NEW HOLLAND

CUTR_NH_1116_DD_16_RK	16' NEW HOLLAND 1116 Double Drive Regular Sections w/rollers
CUTR_NH_2300_DD_16_RK	16' NEW HOLLAND 2300 Double Drive Regular Sections w/rollers
CUTR_NH_495_12_RK	12' NEW HOLLAND 495 Regular Sections w/rollers
CUTR_NH_971_30_DD_RK	30' NEW HOLLAND 971 Double Drive Regular Sections w/rollers
CUTUNH-2300-DD-18-RK	18' NEW HOLLAND 2300 Double Drive Regular Sections w/wear plates

VERSATILE

CUTR_VERS_400_20_FK	20' VERSATILE 400 Fine Sections w/rollers
CUTR_VERS_4400_18_RK	18' VERSATILE 4400 Regular Sections w/rollers
CUTR_VERS_4400_22_RK	22' VERSATILE 4400 Regular Sections w/rollers
CUTR_VERS_4700_18_RK	18' VERSATILE 4700 Regular Sections w/rollers
CUTR_VERS_4700_21_RK	21' VERSATILE 4700 Regular Sections w/rollers
CUTR_VERS_4700_25_RK	25' VERSATILE 4700 Regular Sections w/rollers
CUTR_VERS_4750_25_RK	25' VERSATILE 4750 Regular Sections w/rollers
CUTUVERS-400-20-FK	20' VERSATILE 400 Fine Sections w/wear plates
CUTUVERS-4400-22-RK	22', VERSATILE 4400 Regular Sections w/wear plates

SCHUMACHER PARTS

Schumacher Knife Only Ordering

What part number do I need?

All knives start with a full knife section or half section on the knifehead end.
Series A knives start with a half-section. Series B knives start with a full-section.

We recommend 7 teeth per inch for soybeans and 12 teeth per inch for wheat.

Use what works best for your particular crop. There is no rule.

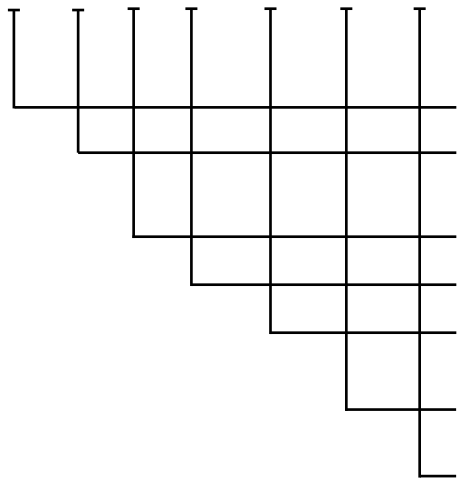
All knives come with sections that are 7 teeth per inch,
unless you order a kit with 045 series knives.

The 045 series knives have 12 teeth per inch sections.

If the kit calls for 045 series knives,
please order this when ordering a replacement knife.
In some cases, you will have to trim the tail end of the knife
to fit your applications.

Part Description for SCH Knives

U SCH-A-DD-045-10-KNIFE



U = Build

SCH = Schumacher Knife

A or B = starts w/ full or half section

DD = Double Drive (If DD is not listed, this is a single drive knife)

045 = 12 teeth per inch sections

(If 045 is not listed, the knife uses 7 teeth per inch sections)

10' = Length of knife

Knife = Knife

SCHUMACHER PARTS

Identifying Sectionalized Knives

PART NUMBER W/12 SERRATION SECTIONS	PART NUMBER W/ 7 SERRATION SECTIONS	DESCRIPTION	NUMBER OF SECTIONS	LENGTH
CUT KNIFE#1	CUT KNIFE045#1	Knife Head Section	1/2 + 32	100 1/4"
CUT KNIFE#2	CUT KNIFE045#2	Knife Head Section	32	100 3/8"
CUT KNIFE#3	CUT KNIFE045#3	Knife Middle Section	27	89 5/8"
CUT KNIFE#4	CUT KNIFE045#4	Knife Tail Section	28	106 3/8"
CUT KNIFE#5	CUT KNIFE045#5	Knife Tail Section	22	82 3/8"
CUT KNIFE#6	CUT KNIFE045#6	Knife Tail Section	19	58 3/8"
CUT KNIFE#7	CUT KNIFE045#7	Knife Tail Section	8	34 3/8"
CUT KNIFE#8	CUT KNIFE045#8	Knife Tail Section	4	22 3/8"

PART NO.	DESCRIPTION
CUT 14830	SCH Roller Guide 4-Hole 4mm
CUT 15449	SCH Roller Guide 4-Hole 5mm
CUT 15450	SCH Roller Guide 4-Hole 6mm



SCH Bridge Roller

FUNCTIONS & BENEFITS

- F: Less knifeback wear and breakage
- B: Save parts & money
- F: Reduction of drive force
- B: Save fuel
- F: Less platform vibration
- B: Efficient cutting, drive faster
- F: Less weight
- B: Save fuel
- F: Easier knife insertion
- B: Save time
- F: Less friction
- B: Nonstop harvesting



PART NO.	DESCRIPTION
CUT 01159	Bridge Roller Assembly NEW STYLE 2007 (10044)

SCHUMACHER PARTS

Spacer Plates

PART NO.	DESCRIPTION
CUT 15810	Spacer Plate for Bridge Roller 4mm 2-Hole width 1 guard
CUT 15811	Spacer Plate for Bridge Roller 4mm 3-Hole width 3 prong guard
CUT 15812	Spacer Plate for Bridge Roller 4mm 6-Hole - 18"
CUT 15813	Spacer Plate for Bridge Roller 5mm 2-Hole
CUT 15814	Spacer Plate for Bridge Roller 5mm 3-Hole
CUT 15815	Spacer Plate for Bridge Roller 5mm 6-Hole - 18"
CUT 15816	Spacer Plate for Bridge Roller 6mm 2-Hole
CUT 15817	Spacer Plate for Bridge Roller 6mm 3-Hole
CUT 15818	Spacer Plate for Bridge Roller 6mm 6-Hole - 18"

CUT 15813

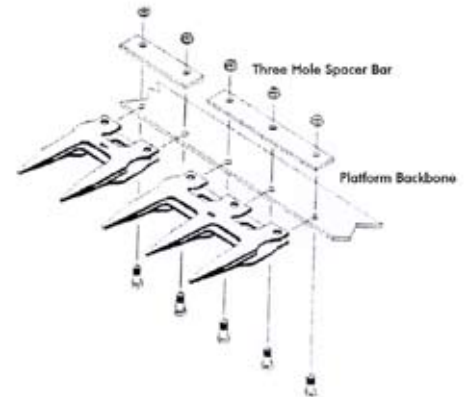


CUT 15815



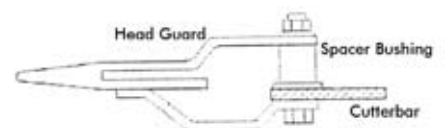
Spacer Bars (Wear Plates)

PART NUMBER	DESCRIPTION
CUT 10706.01	Spacer bar 4mm 2-hole
CUT 10707.01	Spacer bar 5mm 2-hole
CUT 10708.03	Spacer bar 6mm 2-hole
CUT 10731.01	Spacer bar 4mm 3-hole
CUT 10732.01	Spacer bar 5mm 3-hole
CUT 10733.04	Spacer bar 6mm 3-hole
CUT 10741.01	Spacer bar 4mm 4-hole
CUT 10742.01	Spacer bar 5mm 4-hole
CUT 10743.03	Spacer bar 6mm 4-hole



Spacer Bushings for Guards

PART NUMBER	DESCRIPTION
CUT 10667	Spacer bushing 13mm
CUT 10668	Spacer bushing 15mm
CUT 10669	Spacer bushing 16mm
CUT 10670	Spacer bushing 17mm
CUT 10671	Spacer bushing 23mm
CUT 10672	Spacer bushing 24mm
CUT 10673	Spacer bushing 14.5mm
CUT 10674	Spacer bushing 15.5mm
CUT 10676	Spacer bushing 21.5mm
CUT 10677	Spacer bushing 24.5mm
CUT 10678	Spacer bushing 25.5mm



SCHUMACHER PARTS

Guards

PART NUMBER	DESCRIPTION
GUA WP001	Guard 12 mm (Black) (WP616) (10616.04)
CUT 10619.01	Guard 14 mm (Red)
CUT 10628.01	Guard 17mm (Grey)
CUT 10681.01	First Guard 14mm
CUT 10682.01	First Guard 17mm
CUT 10683.03	First Guard 12mm
CUT 10697.02	First Guard 12mm Open
CUT 10698.01	First Guard 14mm Open
CUT 10699.01	First Guard 17mm Open
CUT 10717.05	Triple Guard 12mm
CUT 10719.01	Triple Guard 14mm
CUT 10722.01	Triple Guard 17mm
CUT 10637.03	Center Guard 12mm Open Top for Double Drive
CUT 10638.01	Center Guard 14mm Open Top for Double Drive
CUT 10639.01	Center Guard 17mm Open Top for Double Drive
CUT 82817	Cutter Bar Poly for MCD



BENEFITS

Less wear. Less weight. Easy handling. Blockage-free use. Increased stability. Smooth knife move. Extended endurance. Suitable for sectional knives. Discharge of knife drive.

Procut Knife Sections

PART NUMBER	DESCRIPTION
CUT 05193	Pro-Cut Section Reg Serration (TS BT CR) (10961.07)
CUT 05189	Pro-Cut Section Reg Serration (TS BT) (10961.07)
CUT 05031	Pro-Cut Section 7-Inch Coarse (TS SS CR) (10978.04)
CUT 05192	Pro-Cut Section 7-Inch Coarse (TS SS) (10978.04)
CUT 13935.01	Half Section
CUT 10987.02	Pro-Cut Countersunk Section 7-Inch for Double Drive
CUT 10954.02	Pro-Cut Countersunk Section for Double Drive
CUT 10961.80	Pro-Cut Section Reg Serration
CUT 10978.80	Pro-Cut Section 7-Inch Coarse
CUT 80502	10 Coarse Pro-Cut Sections, 20 Nuts & Bolts
CUT 80504	10 Pack Regular Sections with nuts & bolts
CUT 14529.01	Section & a Half
CUT 16223.01	Countersunk Section for Double Drive



BENEFITS

Sections do not bend. Less weight. Less wear of guards. Balances cutting forces. Easy mounting and repairing. Perfectly suitable for Easy Cut cutting system.

SCHUMACHER PARTS

Hardware

PART NUMBER	DESCRIPTION
CUT 01153	6 mm Flange Nut (13961)
CUT 01150	6 mm Section Bolt (10931)
CUT 01160	6 mm x 16 mm w/12mm Head Countersunk Section Bolt (10044)
CUT 10045	6 mm x 16mm w/8mm Head Countersunk Section Bolt (10045)
CUT 01151	Bolt 6 mm x 18 mm (10067)
CUT 10071	Bolt 6 mm x 25 mm
CUT 01152	Bolt 6 mm x 28 mm (10072)
CUT 01155	Threaded Inserts for Knife Connector Blade (10937)
CUT 01154	Threaded Insert for Knifehead (10944)
CUT 11299	Overlap Strap
CUT 01157	50 Nuts & Bolts for Knife Sections (80503)



Guard Bolts

PART NUMBER	DESCRIPTION
CUT 14M7296	10 mm Guard Nut
CUT 19M7169	10 mm x 35 mm Guard Bolt
CUT 19M7183	10 mm x 40 mm Guard Bolt
CUT 19M7572	10 mm x 45 mm Guard Bolt
CUT 80549	10 mm x 45 mm Guard Bolt for MCD Cutter Bar Poly
CUT 19M7658	10 mm x 50 mm Guard Bolt
CUT 19M7935	10 mm x 55 mm Guard Bolt



Connector Bar Kits

PART NUMBER	DESCRIPTION
CUT 80000	Connector Bar Kit #1 (1 splice)
CUT 80001	Connector Bar Kit #2 (2 splices)
CUT 80002	Connector Bar Kit #3 (3 splices)
CUT 80003	Connector Bar Kit #1 w/045 sections (1 splice)
CUT 80004	Connector Bar Kit #2 w/045 sections (2 splices)
CUT 80005	Connector Bar Kit #3 w/045 sections (3 splices)
CUT 08084	Splice Kit for Connecting Sectional Knives w/o sections (83607)

SCHUMACHER PARTS

Knifeheads

PART NUMBER	DESCRIPTION
To fit AGCO	
CUT 11195	Knifehead 300 Series Early Model Flex Head
CUT 11222.10	Knifehead 3/4" Thread 400, 500 and 800 series Flex & Rigid
CUT 11252	Knifehead Generation 3, Series 2
CUT 13997.10	Knifehead 7/8" Thread 800 Series Flex & Rigid
To fit CCIL	
CUT 11256	Knifehead 722
To fit CIH	
CUT 14266	Knifehead 1010 Rigid & 1020 Flex Head
CUT 11226	Knifehead AC-Crank, Combine 820 Floating
CUT 11227	Knifehead 820 Flex Head
CUT 11252	Knifehead 810 Floating 4 1/4" from Bearing Center
CUT 11185	Knifehead Windrower Model 4000
CUT 11213	Knifehead 2020 Flex Head LH
CUT 11214	Knifehead 2020 Flex Head RH
CUT 81367	Knifehead Draper 2062
CUT 11229	Knifehead Windrower Model 1275
CUT 15474	Knifehead Windrower 8000 Series & 8820LH
CUT 11186	Knifehead 1590 MC
CUT 15475	Knifehead 8820 RH
To fit HESSTON	
CUT 15474	Knifehead MC 1160 & 8200
CUT 14534	Knifehead MC 1085, 1090, 1091, 1095, 1150, 6665 LH
CUT 14535	Knifehead MC 1150, 6665 RH
CUT 83616	Knifehead MC 1170, 8400 LH
CUT 83617	Knifehead MC 1170, 8400 RH
CUT 11229	Knifehead MC 1014, 6600
CUT 11258	Knifehead MC PT10
To fit HONEYBEE	
CUT 14226	Knifehead Left Hand
CUT 14227	Knifehead Right Hand
CUT 04090	Bearing Only (HB#26258) (10258)
To fit JOHN DEERE	
CUT 15421	Knifehead 600 Series Hydroflex
CUT 11207	Knifehead 200 through 900 Flex Series
CUT 11220	Knifehead MC Ball Joint Style Serial #285,000
CUT 14067	Knifehead Auger 230-240, MC 1380, 1424, 1600LH
CUT 14068	Knifehead MC 1600 RH
CUT 11196	Knifehead MC Bushing Style 1219
CUT 81352	Knifehead Draper 925, 930, 936
CUT 14066	Knifehead 2360
CUT 12360	Knifehead Seal

SCHUMACHER PARTS

Knifeheads

PART NUMBER	DESCRIPTION
To fit MACDON	
CUT 83669.1	Knifehead MC 4000
CUT 81367	Knifehead 973 with Bearing
CUT 81368	Knifehead 973R with Bearing
CUT 14066	Knifehead 973 Early Model 910, 920, 960, 7000 w/bearing
CUT 14069	Knifehead 972 with Bearing & DDLH
CUT 14070	Knifehead 972 w/bearing DDRH
CUT 11254	Knifehead 973 Early Model 910, 920, 960, 7000 w/o bearing
CUT 12360	Knifehead Seal
To fit MASSEY	
CUT 11236	Knifehead MC 925
CUT 81362	Knifehead 220 Retro-Fit
CUT 81363	Knifehead Draper 220
CUT 14066	Knifehead Draper 885
CUT 11188	Knifehead Draper 655, 675, 775 & 785
CUT 11255	Knifehead Rotary 8560, 8920, 9520, 9750 & 9300 Series.
CUT 11222.01	Knifehead Windrower 3850
CUT 11220	Knifehead Windrower 775
CUT 11126	Knifehead Combine 8450, 8460 20' or more No Bearing
CUT 11300	Knifehead Bearing for above head
To fit NEW HOLLAND	
CUT 11213	Knifehead 970 Series Left-hand
CUT 11214	Knifehead 970 Series Right-hand
CUT 11191	Knifehead MC 474, 489, 492
CUT 11219	Knifehead MC 469
CUT 11192	Knifehead MC 477, 479, 488
CUT 11224	Knifehead MC 495
CUT 11276	Knifehead Windrower 1116 LH
CUT 11277	Knifehead Windrower 1116 RH
CUT 83614	Knifehead Windrower 2450, 2550 LH
CUT 83615	Knifehead Windrower 2450, 2550 RH
To fit OWATONNA	
CUT 11280	Knifehead
To fit VERSATILE	
CUT 11193	Knifehead 400
CUT 01161	Knifehead 4700 (62885)
CUT 11217	Knifehead 4400
To fit SCH PRODRIVE	
CUT 11341	Knifehead Conversion Drive
CUT 12543	Plastic Ring for Knifehead
CUT 12766	Knifehead Bearing Block Assy w/Plastic Ring

SCHUMACHER REFERENCE

This list shows most of the machines that we can retrofit. You can cross reference the parts (guards, spacer bars & knifehead) that fits the machines listed below.

Mfg	Type	Fits	Lefthand Knifehead	Guard			Spacer			Righthand Knifehead
		Model Description		12 mm	14 mm	17 mm	4 mm	5 mm	6 mm	
AGCO	Flex Platform	300 Early Style	11195	X					X	
AGCO	Flex Platform	500, 800, 8000, & 300-Late Style 3/4" Tie Rod	11222.10	X					X	
AGCO	Flex Platform	8000 7/8" Tie Rod	13997.10	X					X	
AGCO	Rigid Platform	300 Rigid Platform	11195	X					X	
CASE-IH	Mower Cond.	990	11259		X			X		
CASE-IH	Mower Cond.	1190	11185			X			X	
CASE-IH	Mower Cond.	8330	15474			X			X	
CASE-IH	Mower Cond.	1490 & 1590	11186			X			X	
CASE-IH	Mower	1200	OEM			X			X	
CASE-IH	Mower	1300	OEM			X			X	
CASE-IH	Mower	#31	OEM			X	X			
CASE-IH	Mower	#9	OEM			X		X		
CASE-IH	Mower	1100 & 100	OEM			X			X	
CASE-IH	Draper Platform	4000	11185		X				X	
CASE-IH	Flex Platform	820	11226			X			X	
CASE-IH	Flex Platform	1020	14266			X		X		
CASE-IH	Flex Platform	2020	11213		X			X		
CASE-IH	Draper Platform	2062	81367		X		X			
CASE-IH	Flex Platform	810 with 5" Registry	11227		X			X		
CASE-IH	Flex Platform	810 with 4.5" Registry	11252		X			X		
CASE-IH	Flex Platform	810-Pitman Drive	OEM		X			X		
CASE-IH	Rigid Platform	503	OEM		X			X		
CASE-IH	Rigid Platform	1010	14266		X			X		
CASE-IH	Windrower	201	OEM			X			X	
CASE-IH	Windrower	230	11185		X			X		
CASE-IH	Windrower	275	OEM		X			X		
CASE-IH	Windrower	375	OEM		X			X		
CASE-IH	Windrower	721	OEM			X		X		
CASE-IH	Windrower	725	OEM			X		X		
CASE-IH	Windrower	1275	11229		X			X		
CASE-IH	Draper Windrower	4000 with 3/8" Cutterbar	11185		X			X		
CASE-IH	Windrower	5000 with 7/16" Cutterbar	11185			X			X	
CASE-IH	Windrower	8220	15474		X			X		
CASE-IH	Windrower	8340	15474		X			X		
CASE-IH	Windrower	8360	15474			X			X	
CASE-IH	Windrower	8370	15474			X			X	
CASE-IH	Windrower	8830	15474		X			X		
CASE-IH	Windrower	5000 with 1/2" Cutterbar	11185			X		X		
CASE-IH	Windrower	8380 Double Drive	83616			X			X	83617

SCHUMACHER REFERENCE

Mfg	Type	Fits Model Description	Lefthand Knifehead	Guard			Spacer			Righthand Knifehead
				12 mm	14 mm	17 mm	4 mm	5 mm	6 mm	
Ford	Mower	515	OEM			X			X	
Ford	Mower	642	OEM	X					X	
Ford	Mower	501	OEM			X			X	
Ford	Mower	1477	OEM			X			X	
Frontier	Mower Cond.	1216 HydraSwing	14069		X			X		
Gehl	Mower Cond.	2130	14534	X					X	
Gehl	Mower Cond.	2170	11280	X					X	
Gehl	Mower Cond.	2270	11280	X					X	
Gehl	Mower Cond.	2650	11229	X					X	
Gehl	Mower Cond.	2850	11229	X					X	
Gehl	Mower Cond.	2160 with 1/4" Cutterbar	14534	X					X	
Gehl	Mower Cond.	2160 with 7/16" Cutterbar	14534			X			X	
Gehl	Windrower	2230	11229			X		X		
Gehl	Windrower	2240	11280	X					X	
Hesston	Mower Cond.	1120	15474			X			X	
Hesston	Mower Cond.	1150	14534		X			X		
Hesston	Mower Cond.	1660	83616	X					X	
Hesston	Mower Cond.	1070 & 1071	14534		X			X		
Hesston	Mower Cond.	1085, 1090, 1091 & 1095	14534		X			X		
Hesston	Mower Cond.	1160 & 8200	15474		X			X		
Hesston	Mower Cond.	1160 & 8200	15474			X			X	
Hesston	Mower Cond.	1170 Double Drive	83616		X			X		83617
Hesston	Mower Cond.	PT 10	11258		X			X		
Hesston	Windrower	320	11229			X			X	
Hesston	Windrower	420	11229			X			X	
Hesston	Windrower	600	11258		X			X		
Hesston	Windrower	1014 Hydro-Swing	11229		X			X		
Hesston	Windrower	6400 & 6600 with 3/8" Cutterbar	11229		X			X		
Hesston	Windrower	6400 & 6600 with 5/16" Cutterbar	11229	X				X		
Hesston	Windrower	6400 & 6600 with 1/2" Cutterbar	11229			X		X		
Hesston	Windrower	6450 & 6465 with 7/16" Cutterbar	14534			X			X	
Hesston	Windrower	6450 & 6465 Double Drive	14534			X			X	14535
Hesston	Windrower	6455 Double Drive	14534		X			X		14535
Hesston	Windrower	6550 Double Drive	14534			X		X		14535
Hesston	Windrower	6600 with 7/16" Cutterbar	11229			X			X	
Hesston	Windrower	6600 & 6610 with 3/8" Cutterbar	11229		X			X		
Hesston	Windrower	6655 & 6665	14534		X			X		
Hesston	Windrower	6655 & 6665 Double Drive	14534		X			X		14535
Hesston	Windrower	8100 Double Drive	15474			X		X		11361
Hesston	Windrower	8400 Double Drive with 3/8" Cutterbar	83616		X			X		83617
Hesston	Windrower	8400 Double Drive with 7/16" Cutterbar	83616			X			X	83617

SCHUMACHER REFERENCE

Mfg	Type	Fits Model Description	Lefthand Knifehead	Guard			Spacer			Righthand Knifehead
				12 mm	14 mm	17 mm	4 mm	5 mm	6 mm	
Hesston	Windrower	8450 Double Drive	83616		X			X		83617
Honeybee	Draper Head		14226	X					X	14227
John Deere	Mower Cond.	485	14067		X			X		
John Deere	Mower Cond.	720	14067			X		X		
John Deere	Mower Cond.	820	11220			X		X		
John Deere	Mower Cond.	1207 (Ball Joint Knifehead)	11220		X			X		
John Deere	Mower Cond.	1207 (Bearing Knifehead)	14067		X			X		
John Deere	Mower Cond.	1207 (Bushing Knifehead)	11196		X			X		
John Deere	Mower Cond.	1209 (Ball Joint Knifehead)	11220		X			X		
John Deere	Mower Cond.	1209 (Bearing Knifehead)	14067		X			X		
John Deere	Mower Cond.	1209 (Bushing Knifehead)	11196		X			X		
John Deere	Mower Cond.	1219 (Ball Joint Knifehead)	11220		X			X		
John Deere	Mower Cond.	1219 (Bearing Knifehead)	14067		X			X		
John Deere	Mower Cond.	1219 (Bushing Knifehead)	11196		X			X		
John Deere	Mower Cond.	1380 & 1424 (K10)	11196		X			X		
John Deere	Mower Cond.	1380 & 1424 (K24)	14067		X			X		
John Deere	Mower Cond.	1600 (Bearing Knifehead)	14067		X			X		
John Deere	Mower Cond.	1600 Double Drive (Bearing Knifehead)	14067		X			X		14068
John Deere	Mower	#10	OEM			X			X	
John Deere	Mower	#11	OEM		X			X		
John Deere	Mower	#37	OEM			X			X	
John Deere	Mower	#5	OEM		X		X			
John Deere	Mower	#8, #38, & #39	OEM		X			X		
John Deere	Mower	#8W	OEM		X			X		
John Deere	Mower	#9	OEM			X		X		
John Deere	Auger Platform	230 & 240	14067		X			X		
John Deere	Draper Platform	78	11220		X			X		
John Deere	Draper Platform	160	14067		X			X		
John Deere	Draper Platform	*925, 930, & 936	81352	X					X	
John Deere	Draper Platform	130	11196			X			X	
John Deere	Draper Platform	130	11196		X			X		
John Deere	Flex Platform	200 Series	11207	X					X	
John Deere	Flex Platform	600 Series Hydrflex	15421	X					X	
John Deere	Flex Platform	900 Series	11207	X					X	
John Deere	Rigid Platform	55	11207	X					X	
John Deere	Rigid Platform	200 Series	11207	X					X	
John Deere	Rigid Platform	900 Series	11207	X					X	
John Deere	Windrower	580	OEM	X			X			
John Deere	Windrower	830	11220		X			X		
John Deere	Windrower	880	11220		X			X		
John Deere	Windrower	2250	11220		X			X		
John Deere	Windrower	2270	11220		X			X		
John Deere	Windrower	2280	11196		X			X		

SCHUMACHER REFERENCE

Mfg	Type	Fits	Leffhand Knifehead	Guard			Spacer			Righthand Knifehead
		Model Description		12 mm	14 mm	17 mm	4 mm	5 mm	6 mm	
John Deere	Windrower	2360	14067		X			X		
John Deere	Windrower	2420	14067		X			X		
John Deere	Windrower	2320 & 2420	14067		X			X		
John Deere	Windrower	2320 & 2420	14067		X			X		
John Deere	Windrower	300 (Bearing Knifehead)	14067		X			X		
John Deere	Windrower	800, 2250 & 2270	11220		X			X		
Kosch	Mower	4840	OEM			X			X	
Love	Flex Platform	Love Bar	OEM		X			X		
MacDon	Mower Cond.	4000	83669.10		X			X		
MacDon	Draper Platform	972	14069		X			X		
MacDon	Draper Platform	974 Flex	81367		X		X			
MacDon	Flex Platform	973	14066		X			X		
MacDon	Windrower	910	14066		X			X		
MacDon	Windrower	920	14066		X			X		
MacDon	Windrower	5010	14069			X		X		
MacDon	Windrower	7000	14066		X			X		
MacDon	Windrower	5000 & 5020	14069		X			X		
M/F	Mower Cond.	81	OEM			X			X	
M/F	Mower Cond.	725	11263		X			X		
M/F	Mower Cond.	925	11263		X			X		
M/F	Mower	410	OEM		X			X		
M/F	Mower	#41	OEM			X			X	
M/F	Mower	#42	OEM			X		X		
M/F	Auger Platform	1880	OEM		X			X		
M/F	Draper Platform	220	81363	X					X	
M/F	Draper Platform	885	14066		X			X		
M/F	Draper Platform	885	14066		X			X		
M/F	Draper Platform	655, 675, 775 & 785	11188	X			X			
M/F	Flex Platform	1859 & 9100 series	OEM		X			X		
M/F	Flex Platform	9224 Rotary	11255	X					X	
M/F	Flex Platform	9850 (Agco Manufacture)	1122.10	X					X	
M/F	Windrower	35	OEM	X			X			
M/F	Windrower	200	OEM	X					X	
M/F	Auger Windrower	775	11220	X				X		
M/F	Windrower	785	11188	X				X		
M/F	Windrower	3850	11222.10	X					X	
M/F	Windrower	36 & 44	OEM	X					X	
M/F-Claas	Flex Platform	8450 & 8460	11125	X					X	
M/F-White	Flex Platform	8920	11255		X			X		
M/F-White	Flex Platform	9300	11255		X			X		
M/F-White	Flex Platform	9330	11255		X			X		
M/F-White	Flex Platform	8560 & 9520 with 1/4" Cutterbar	11255	X					X	
M/F-White	Flex Platform	5860 & 9520 with 3/8" Cutterbar	11255		X			X		

SCHUMACHER REFERENCE

Mfg	Type	Fits Model Description	Lefthand Knifehead	Guard			Spacer			Righthand Knifehead
				12 mm	14 mm	17 mm	4 mm	5 mm	6 mm	
M/F-White	Flex Platform	9750 Rotary	11255		X			X		
New Holland	Mower Cond.	469	11219			X			X	
New Holland	Mower Cond.	474	11191		X			X		
New Holland	Mower Cond.	490	11219			X			X	
New Holland	Mower Cond.	492	11191		X			X		
New Holland	Mower Cond.	880	OEM		X			X		
New Holland	Mower Cond.	1496 Double Drive	OEM		X			X		OEM
New Holland	Mower Cond.	472, 477, & 478	11192			X			X	
New Holland	Mower Cond.	488, 479	11192			X			X	
New Holland	Mower Cond.	489	11191		X			X		
New Holland	Mower Cond.	489	11191			X			X	
New Holland	Mower Cond.	492	11191			X			X	
New Holland	Mower Cond.	495 & 1495	11224			X			X	
New Holland	Mower	405	OEM			X		X		
New Holland	Mower	450 & 455	OEM		X				X	
New Holland	Mower	450 & 455	OEM			X			X	
New Holland	Mower	451 & 456	OEM	X					X	
New Holland	Mower	451 & 456	OEM		X			X		
New Holland	Mower	451 & 456	OEM			X			X	
New Holland	Mower	451 & 456	OEM			X		X		
New Holland	Flex Platform	972	11213		X			X		
New Holland	Flex Platform	973 & 74C	11213		X			X		
New Holland	Flex Platform	973 & 74C Double Drive	11213		X			X		11214
New Holland	Windrower	905	OEM		X			X		
New Holland	Windrower	910	11276			X			X	
New Holland	Windrower	1100	11276		X			X		
New Holland	Windrower	1465	11191		X			X		
New Holland	Windrower	1112 Double Drive	11276		X			X		11277
New Holland	Windrower	1114 Double Drive	11276		X			X		11277
New Holland	Windrower	1116 Double Drive	11276		X			X		11277
New Holland	Windrower	1116 Double Drive	11276		X			X		11277
New Holland	Windrower	1475 Double Drive	83614		X			X		83615
New Holland	Windrower	2216 Double Drive	83614		X			X		83615
New Holland	Windrower	2326 Double Drive	83614		X			X		83615
New Holland	Windrower	2450, 2550 & 2300 Double Drive	83614		X			X		83615
New Holland	Windrower	499 Double Drive	OEM		X			X		OEM
New Holland	Windrower	912 Double Drive	11276		X			X		11277
New Idea	Mower Cond.	290	OEM			X			X	
New Idea	Mower Cond.	299	OEM		X			X		
New Idea	Mower Cond.	509	11186		X			X		
New Idea	Mower Cond.	5107	OEM			X			X	
New Idea	Mower Cond.	5109	OEM			X			X	
New Idea	Mower Cond.	5112	11186		X			X		
New Idea	Mower Cond.	5114	11186		X			X		

SCHUMACHER REFERENCE

Mfg	Type	Fits Model Description	Lefthand Knifehead	Guard			Spacer			Righthand Knifehead
				12 mm	14 mm	17 mm	4 mm	5 mm	6 mm	
New Idea	Mower	251 & 254	OEM			X			X	
New Idea	Mower	522	OEM		X			X		
New Idea	Mower	522	OEM			X			X	
New Idea	Mower	522	OEM			X		X		
New Idea	Mower	#40	OEM		X			X		
New Idea	Flex Platform	711	11282			X			X	
New Idea	Flex Platform	815	11282	X					X	
New Idea	Flex Platform	713 & 813 UNI Platform	OEM	X					X	
New Idea	Flex Platform	715 UNI Platform	OEM	X					X	
New Idea	Flex Platform	716S	11282	X					X	
Owatonna	Mower Cond.	200	11280	X					X	
Owatonna	Windrower	235	11280	X					X	
Owatonna	Windrower	265	11280	X					X	
Owatonna	Windrower	270	11280	X					X	
Owatonna	Windrower	275	11280	X					X	
Owatonna	Windrower	280	14066		X			X		
Owatonna	Windrower	285	11280	X					X	
Owatonna	Windrower	260 & 270	11280	X					X	
Renn	Windrower	2000	11220	X					X	
Rouse	Mower	Mower with 3/8" Cutterbar	OEM		X			X		
Rouse	Mower	Mower with 7/16" Cutterbar	OEM			X			X	
Versatile	Windrower	400	11193	X					X	
Versatile	Windrower	4400	11217	X					X	
Versatile	Windrower	2800	OEM	X					X	
Versatile	Windrower	4018	OEM	X					X	
Versatile	Windrower	4022	OEM	X					X	
Versatile	Windrower	4025	OEM	X					X	
Versatile	Windrower	#10	11193	X					X	
Versatile	Windrower	4030 Double Drive	83677	X					X	83680
Versatile	Windrower	4700	62885	X					X	
White	Flex Platform	Kwik Cut	OEM		X			X		
White	Windrower	6200	11188	X					X	